

ALKOXY SUBSTITUTED IMIDAZOQUINOLINES

5 CROSS-REFERENCE TO RELATED APPLICATION

The present application claims priority to U.S. Provisional Patent Application Serial No. 60/508634, filed on October 3, 2003, which is incorporated herein by reference.

BACKGROUND

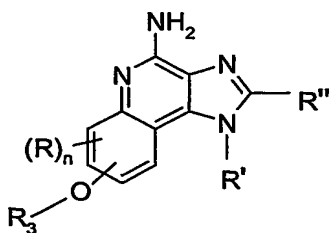
10 In the 1950's the 1*H*-imidazo[4,5-*c*]quinoline ring system was developed, and 1-(6-methoxy-8-quinoliny)-2-methyl-1*H*-imidazo[4,5-*c*]quinoline was synthesized for possible use as an antimalarial agent. Subsequently, syntheses of various substituted 1*H*-imidazo[4,5-*c*]quinolines were reported. For example, 1-[2-(4-piperidyl)ethyl]-1*H*-imidazo[4,5-*c*]quinoline was synthesized as a possible anticonvulsant and cardiovascular
15 agent. Also, several 2-oxoimidazo[4,5-*c*]quinolines have been reported.

Certain 1*H*-imidazo[4,5-*c*]quinolin-4-amines and 1- and 2-substituted derivatives thereof were later found to be useful as antiviral agents, bronchodilators and immunomodulators. Subsequently, certain substituted 1*H*-imidazo[4,5-*c*]pyridin-4-amine, quinolin-4-amine, tetrahydroquinolin-4-amine, naphthyridin-4-amine, and
20 tetrahydronaphthyridin-4-amine compounds as well as certain analogous thiazolo and oxazolo compounds were synthesized and found to be useful as immune response modifiers (IRMs), rendering them useful in the treatment of a variety of disorders.

There continues to be interest in and a need for compounds that have the ability to modulate the immune response, by induction of cytokine biosynthesis or other
25 mechanisms.

SUMMARY

A new class of compounds useful for modulating cytokine biosynthesis has now been found. In one aspect, the present invention provides such compounds, which are
30 of Formula I:



I

wherein R, n, R', R'', and R₃ are as defined below; and pharmaceutically acceptable salts thereof.

5 The compounds of the present invention are useful as immune response modifiers (IRMs) due to their ability to induce or inhibit cytokine biosynthesis (e.g., induce or inhibit the biosynthesis or production of one or more cytokines) and otherwise modulate the immune response when administered to animals. Compounds can be tested per the test procedures described in the Examples Section. Compounds can be tested for induction of
10 cytokine biosynthesis by incubating human peripheral blood mononuclear cells (PBMC) in a culture with the compound(s) at a concentration range of 30 to 0.014 μ M and analyzing for interferon (α) or tumor necrosis factor (α) in the culture supernatant. Compounds can be tested for inhibition of cytokine biosynthesis by incubating mouse macrophage cell line Raw 264.7 in a culture with the compound(s) at a single concentration of, for example, 5
15 μ M and analyzing for tumor necrosis factor (α) in the culture supernatant. The ability to modulate cytokine biosynthesis, for example, induce the biosynthesis of one or more cytokines, makes the compounds useful in the treatment of a variety of conditions such as viral diseases and neoplastic diseases, that are responsive to such changes in the immune response.

20 In another aspect, the present invention provides pharmaceutical compositions containing the immune response modifier compounds, and methods of inducing or inhibiting cytokine biosynthesis in an animal, treating a viral disease in an animal, and treating a neoplastic disease in an animal, by administering an effective amount of one or more compounds of Formula I and/or pharmaceutically acceptable salts thereof to the
25 animal.

In another aspect, the invention provides methods of synthesizing compounds of Formula I and intermediates useful in the synthesis of these compounds.

As used herein, "a," "an," "the," "at least one," and "one or more" are used interchangeably.

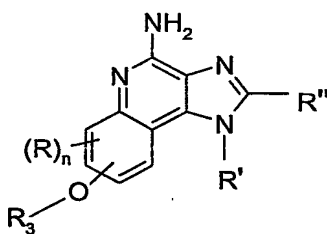
The terms "comprising" and variations thereof do not have a limiting meaning where these terms appear in the description and claims.

5 The above summary of the present invention is not intended to describe each disclosed embodiment or every implementation of the present invention. The description that follows more particularly exemplifies illustrative embodiments. Guidance is also provided herein through lists of examples, which can be used in various combinations. In
10 each instance, the recited list serves only as a representative group and should not be interpreted as an exclusive list.

DETAILED DESCRIPTION OF ILLUSTRATIVE EMBODIMENTS OF THE INVENTION

The present invention provides such compounds of the following Formula I:

15

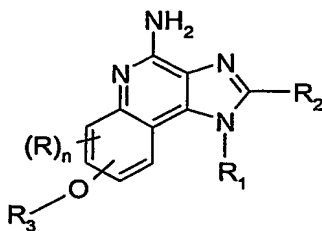


I

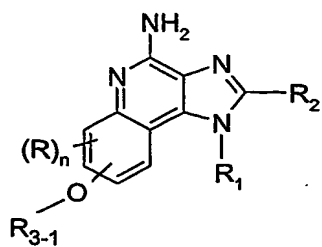
wherein R, n, R', R'', and R₃ are as defined below; and pharmaceutically acceptable salts thereof.

20

Examples of compounds of Formula I are more specifically defined by the following Formulas II-VIII:

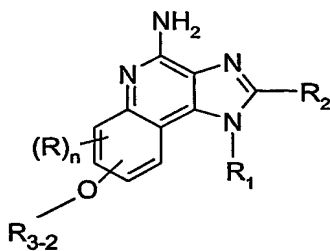


II



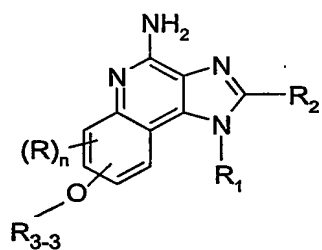
III

5

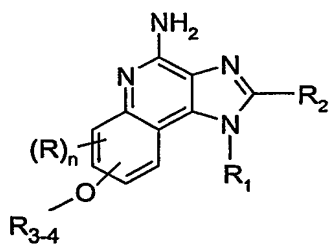


IV

10

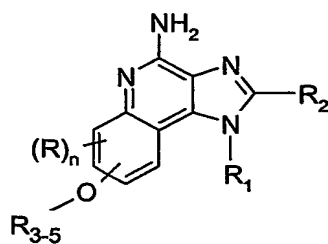


V

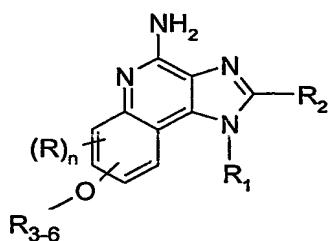


15

VI



VII



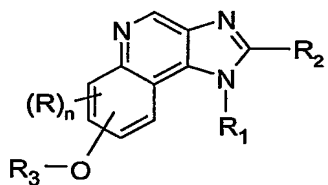
VIII

5

wherein R, R₁, R₂, R₃₋₁, R₃₋₂, R₃₋₃, R₃₋₄, R₃₋₅, R₃₋₆, and n are as defined below; and pharmaceutically acceptable salts thereof.

The compounds of Formula VIII and salts thereof are also useful as intermediates for the preparation of compounds and salts of Formulas I-VII. The present invention also provides intermediate compounds of Formula IX:

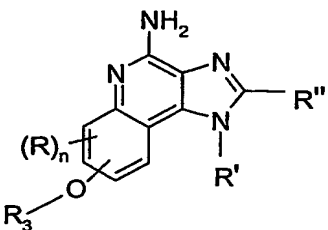
10



IX

wherein R, R₁, R₂, R₃, and n are as defined below.

In one aspect, the present invention provides compounds of the formula (I):



I

15

wherein:

R₃ is selected from the group consisting of

- Z-Y-R₄,
- Z-Y-X-Y-R₄,
- Z-R₅,
- Z-Het,
- Z-Het'-R₄, and
- Z-Het'-Y-R₄;

5

Z is selected from the group consisting of alkylene, alkenylene, and alkynylene, wherein alkylene, alkenylene, and alkynylene can be optionally interrupted with one or more -O- groups;

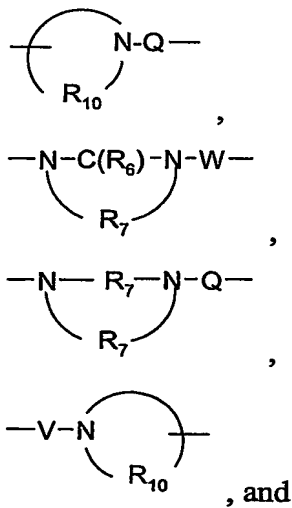
10

Y is selected from the group consisting of

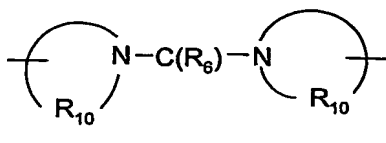
- S(O)₀₋₂-,
- S(O)₂-N(R₈)-,
- C(R₆)-,
- C(R₆)-O-,
- O-C(R₆)-,
- O-C(O)-O-,
- N(R₈)-Q-,
- C(R₆)-N(R₈)-,
- O-C(R₆)-N(R₈)-,
- C(R₆)-N(OR₉)-,

15

20



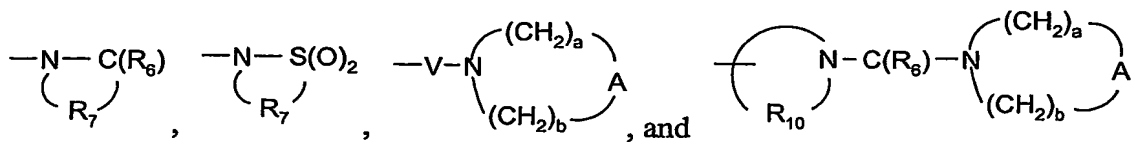
25



X is selected from the group consisting of alkylene, alkenylene, alkynylene, arylene, heteroarylene, and heterocyclylene wherein the alkylene, alkenylene, and alkynylene groups can be optionally interrupted or terminated with arylene, heteroarylene, or heterocyclylene, and optionally interrupted by one or more -O- groups;

R₄ is selected from the group consisting of hydrogen, alkyl, alkenyl, alkynyl, aryl, arylalkylenyl, aryloxyalkylenyl, alkylarylenyl, heteroaryl, heteroarylalkylenyl, heteroaryloxyalkylenyl, alkylheteroarylenyl, and heterocyclyl wherein the alkyl, alkenyl, alkynyl, aryl, arylalkylenyl, aryloxyalkylenyl, alkylarylenyl, heteroaryl, heteroarylalkylenyl, heteroaryloxyalkylenyl, alkylheteroarylenyl, and heterocyclyl groups can be unsubstituted or substituted by one or more substituents independently selected from the group consisting of alkyl, alkoxy, hydroxyalkyl, haloalkyl, haloalkoxy, halogen, nitro, hydroxy, mercapto, cyano, aryl, aryloxy, arylalkyleneoxy, heteroaryl, heteroaryloxy, heteroarylalkyleneoxy, heterocyclyl, amino, alkylamino, dialkylamino, (dialkylamino)alkyleneoxy, and in the case of alkyl, alkenyl, alkynyl, and heterocyclyl, oxo;

R₅ is selected from the group consisting of



R₆ is selected from the group consisting of =O and =S;

R₇ is C₂₋₇ alkylene;

R₈ is selected from the group consisting of hydrogen, alkyl, alkoxyalkylenyl, and arylalkylenyl;

R₉ is selected from the group consisting of hydrogen and alkyl;

R₁₀ is C₃₋₈ alkylene;

A is selected from the group consisting of -O-, -C(O)-, -S(O)₀₋₂-, and -N(R₄)-;

Het is heterocyclyl which can be unsubstituted or substituted by one or more substituents independently selected from the group consisting of alkyl, alkoxy, haloalkyl,

haloalkoxy, halogen, nitro, hydroxy, hydroxyalkyl, mercapto, cyano, aryloxy, arylalkyleneoxy, heteroaryloxy, heteroarylalkyleneoxy, heterocyclyl, hydroxyalkyleneoxyalkylenyl, amino, alkylamino, dialkylamino, (dialkylamino)alkyleneoxy, and oxo;

5 Het' is heterocyclylene which can be unsubstituted or substituted by one or more substituents independently selected from the group consisting of alkyl, alkoxy, haloalkyl, haloalkoxy, halogen, nitro, hydroxy, hydroxyalkyl, mercapto, cyano, aryloxy, arylalkyleneoxy, heteroaryloxy, heteroarylalkyleneoxy, amino, alkylamino, dialkylamino, (dialkylamino)alkyleneoxy, and oxo;

10 Q is selected from the group consisting of a bond, $-C(R_6)-$, $-C(R_6)-C(R_6)-$, $-S(O)_2-$, $-C(R_6)-N(R_8)-W-$, $-S(O)_2-N(R_8)-$, $-C(R_6)-O-$, and $-C(R_6)-N(OR_9)-$;

V is selected from the group consisting of $-C(R_6)-$, $-O-C(R_6)-$, $-N(R_8)-C(R_6)-$, and $-S(O)_2-$;

W is selected from the group consisting of a bond, $-C(O)-$, and $-S(O)_2-$;

15 a and b are independently integers from 1 to 6 with the proviso that $a + b \leq 7$;

R is selected from the group consisting of alkyl, alkoxy, hydroxy, halogen, and trifluoromethyl;

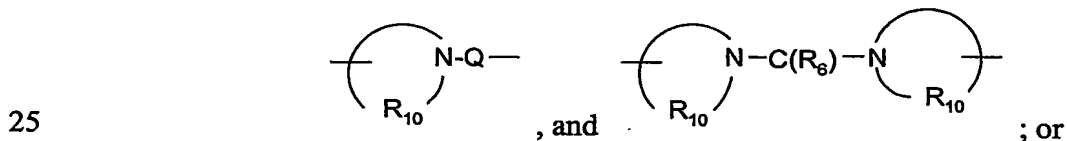
n is 0 or 1; and

20 R' and R'' are independently selected from the group consisting of hydrogen and non-interfering substituents;

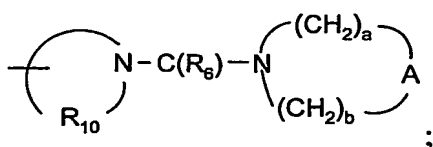
with the proviso that Z can also be a bond when:

R_3 is $-Z-Het$, $-Z-Het'-R_4$, or $-Z-Het'-Y-R_4$; or

R_3 is $-Z-Y-R_4$ or $-Z-Y-X-Y-R_4$, and Y is selected from $-S(O)_{0-2}-$, $-S(O)_2-N(R_8)-$, $-C(R_6)-$, $-C(R_6)-O-$, $-C(R_6)-N(R_8)-$,

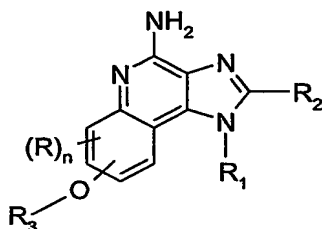


R_3 is $-Z-R_5$ and R_5 is



or a pharmaceutically acceptable salt thereof.

In one embodiment, the present invention provides compounds of the formula (II):



II

wherein:

R₃ is selected from the group consisting of

- Z-Y-R₄,
- Z-Y-X-Y-R₄,
- Z-R₅,
- Z-Het,
- Z-Het'-R₄, and
- Z-Het'-Y-R₄;

Z is selected from the group consisting of alkylene, alkenylene, and alkynylene, wherein alkylene, alkenylene, and alkynylene can be optionally interrupted with one or more -O- groups;

R is selected from the group consisting of alkyl, alkoxy, hydroxy, halogen, and trifluoromethyl;

n is 0 or 1;

R₁ is selected from the group consisting of

- R₄,
- X-R₄,
- X-Y-R₄,
- X-Y-X-Y-R₄, and
- X-R₅;

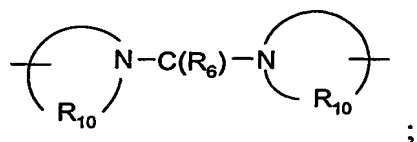
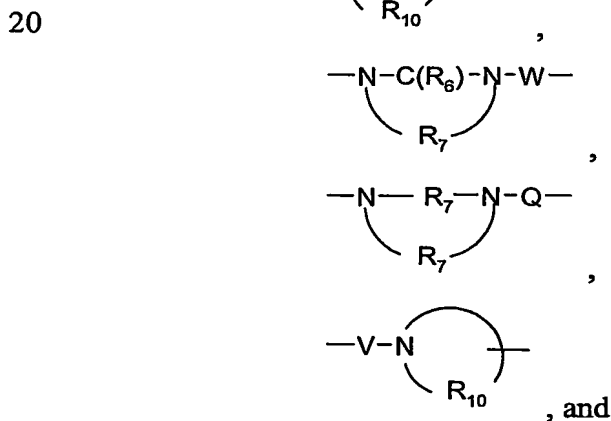
R₂ is selected from the group consisting of

- R₄,
- X-R₄,
- X-Y-R₄, and
- X-R₅;

5 X is selected from the group consisting of alkylene, alkenylene, alkynylene, arylene, heteroarylene, and heterocyclylene wherein the alkylene, alkenylene, and alkynylene groups can be optionally interrupted or terminated with arylene, heteroarylene, or heterocyclylene, and optionally interrupted by one or more -O- groups;

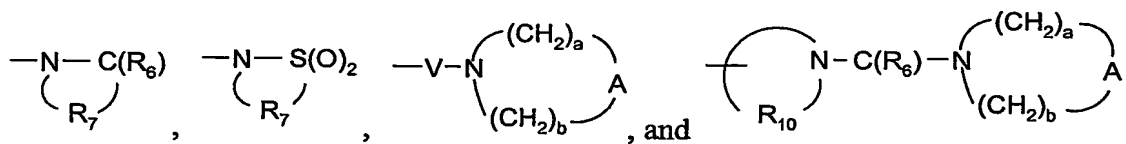
Y is selected from the group consisting of

- 10 -S(O)₀₋₂-,
- S(O)₂-N(R₈)-,
- C(R₆)-,
- C(R₆)-O-,
- O-C(R₆)-,
- 15 -O-C(O)-O-,
- N(R₈)-Q-,
- C(R₆)-N(R₈)-,
- O-C(R₆)-N(R₈)-,
- C(R₆)-N(OR₉)-,



R₄ is selected from the group consisting of hydrogen, alkyl, alkenyl, alkynyl, aryl, arylalkylenyl, aryloxyalkylenyl, alkylarylenyl, heteroaryl, heteroarylalkylenyl, heteroaryloxyalkylenyl, alkylheteroarylenyl, and heterocyclyl wherein the alkyl, alkenyl, alkynyl, aryl, arylalkylenyl, aryloxyalkylenyl, alkylarylenyl, heteroaryl, heteroarylalkylenyl, heteroaryloxyalkylenyl, alkylheteroarylenyl, and heterocyclyl groups can be unsubstituted or substituted by one or more substituents independently selected from the group consisting of alkyl, alkoxy, hydroxyalkyl, haloalkyl, haloalkoxy, halogen, nitro, hydroxy, mercapto, cyano, aryl, aryloxy, arylalkyleneoxy, heteroaryl, heteroaryloxy, heteroarylalkyleneoxy, heterocyclyl, amino, alkylamino, dialkylamino, (dialkylamino)alkyleneoxy, and in the case of alkyl, alkenyl, alkynyl, and heterocyclyl, oxo;

R₅ is selected from the group consisting of



R₆ is selected from the group consisting of =O and =S;

R₇ is C₂₋₇ alkylene;

R₈ is selected from the group consisting of hydrogen, alkyl, alkoxyalkylenyl, and arylalkylenyl;

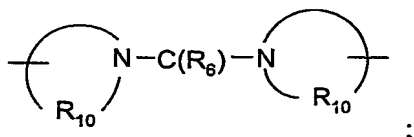
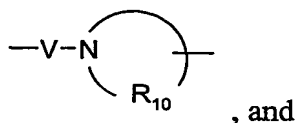
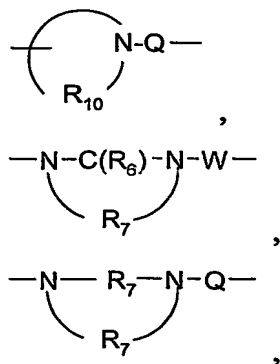
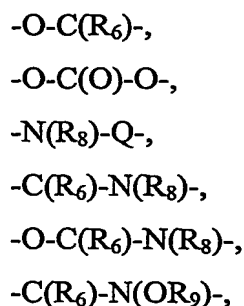
R₉ is selected from the group consisting of hydrogen and alkyl;

R₁₀ is C₃₋₈ alkylene;

A is selected from the group consisting of -O-, -C(O)-, -S(O)₀₋₂-, and -N(R₄)-;

Het is heterocyclyl which can be unsubstituted or substituted by one or more substituents independently selected from the group consisting of alkyl, alkoxy, haloalkyl, haloalkoxy, halogen, nitro, hydroxy, hydroxyalkyl, mercapto, cyano, aryloxy, arylalkyleneoxy, heteroaryloxy, heteroarylalkyleneoxy, heterocyclyl, hydroxyalkyleneoxyalkylenyl, amino, alkylamino, dialkylamino, (dialkylamino)alkyleneoxy, and oxo;

Het' is heterocyclylene which can be unsubstituted or substituted by one or more substituents independently selected from the group consisting of alkyl, alkoxy, haloalkyl, haloalkoxy, halogen, nitro, hydroxy, hydroxyalkyl, mercapto, cyano, aryloxy,



R₄ is selected from the group consisting of hydrogen, alkyl, alkenyl, alkynyl, aryl,
 arylalkylenyl, aryloxyalkylenyl, alkylarylenyl, heteroaryl, heteroarylalkylenyl,
 heteroaryloxyalkylenyl, alkylheteroarylenyl, and heterocyclyl wherein the alkyl, alkenyl,
 15 alkynyl, aryl, arylalkylenyl, aryloxyalkylenyl, alkylarylenyl, heteroaryl, heteroarylalkylenyl,
 heteroaryloxyalkylenyl, alkylheteroarylenyl, and heterocyclyl groups can be unsubstituted
 or substituted by one or more substituents independently selected from the group
 consisting of alkyl, alkoxy, hydroxyalkyl, haloalkyl, haloalkoxy, halogen, nitro, hydroxy,
 mercapto, cyano, aryl, aryloxy, arylalkyleneoxy, heteroaryl, heteroaryloxy,
 20 heteroarylalkyleneoxy, heterocyclyl, amino, alkylamino, dialkylamino,
 (dialkylamino)alkyleneoxy, and in the case of alkyl, alkenyl, alkynyl, and heterocyclyl,
 oxo;

R₅ is selected from the group consisting of

-S(O)₀₋₂-,

-S(O)₂-N(R₈)-,

-C(R₆)-,

-C(R₆)-O-,

5

-O-C(R₆)-,

-O-C(O)-O-,

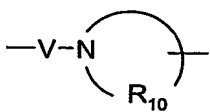
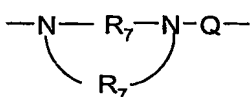
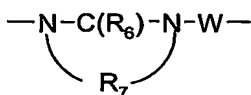
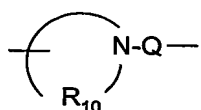
-N(R₈)-Q-,

-C(R₆)-N(R₈)-,

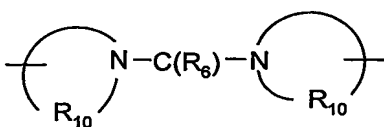
-O-C(R₆)-N(R₈)-,

10

-C(R₆)-N(OR₉)-,



, and



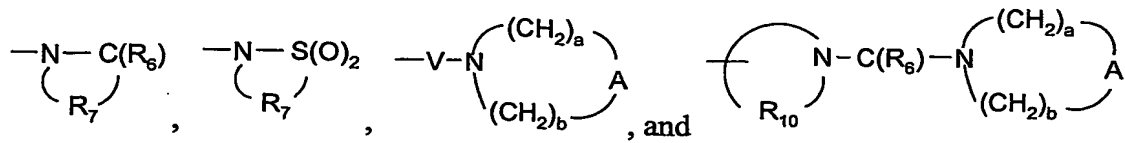
15

R₄ is selected from the group consisting of hydrogen, alkyl, alkenyl, alkynyl, aryl, arylalkylenyl, aryloxyalkylenyl, alkylarylenyl, heteroaryl, heteroarylalkylenyl, heteroaryloxyalkylenyl, alkylheteroarylenyl, and heterocyclyl wherein the alkyl, alkenyl, alkynyl, aryl, arylalkylenyl, aryloxyalkylenyl, alkylarylenyl, heteroaryl, heteroarylalkylenyl, heteroaryloxyalkylenyl, alkylheteroarylenyl, and heterocyclyl groups can be unsubstituted or substituted by one or more substituents independently selected from the group consisting of alkyl, alkoxy, hydroxyalkyl, haloalkyl, haloalkoxy, halogen, nitro, hydroxy, mercapto, cyano, aryl, aryloxy, arylalkyleneoxy, heteroaryl, heteroaryloxy, heteroarylalkyleneoxy, heterocyclyl, amino, alkylamino, dialkylamino,

20

(dialkylamino)alkyleneoxy, and in the case of alkyl, alkenyl, alkynyl, and heterocyclyl, oxo;

R_5 is selected from the group consisting of



5 R_6 is selected from the group consisting of =O and =S;

R_7 is C₂₋₇ alkylene;

R_8 is selected from the group consisting of hydrogen, alkyl, alkoxyalkylenyl, and arylalkylenyl;

R_9 is selected from the group consisting of hydrogen and alkyl;

10 R_{10} is C₃₋₈ alkylene;

A is selected from the group consisting of -O-, -C(O)-, -S(O)₀₋₂-, and -N(R₄)-;

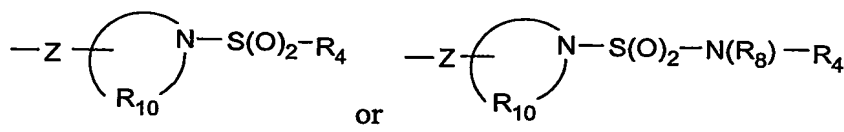
Q is selected from the group consisting of a bond, -C(R₆)-, -C(R₆)-C(R₆)-, -S(O)₂-, -C(R₆)-N(R₈)-W-, -S(O)₂-N(R₈)-, -C(R₆)-O-, and -C(R₆)-N(OR₉)-;

15 V is selected from the group consisting of -C(R₆)-, -O-C(R₆)-, -N(R₈)-C(R₆)-, and -S(O)₂-;

W is selected from the group consisting of a bond, -C(O)-, and -S(O)₂-; and

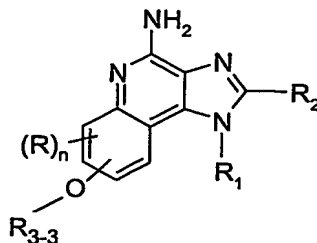
a and b are independently integers from 1 to 6 with the proviso that a + b is ≤ 7;

with the proviso that Z can also be a bond when R₃₋₂ is



20 or a pharmaceutically acceptable salt thereof.

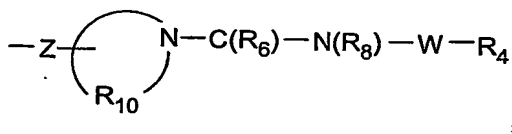
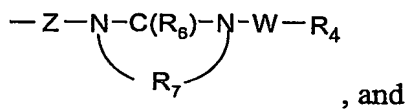
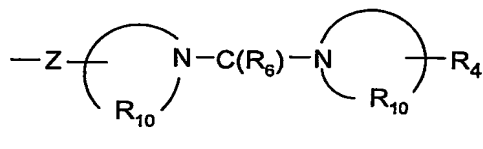
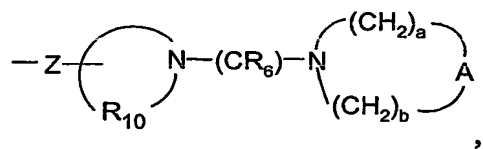
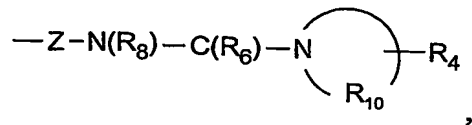
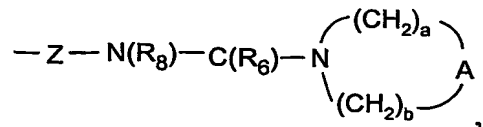
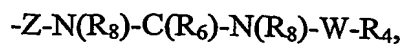
In another embodiment, the present invention provides compounds of the formula (V):



V

wherein:

R₃₋₃ is selected from the group consisting of



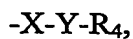
5

10 Z is selected from the group consisting of alkylene, alkenylene, and alkynylene, wherein alkylene, alkenylene, and alkynylene can be optionally interrupted with one or more -O- groups;

R is selected from the group consisting of alkyl, alkoxy, hydroxy, halogen, and trifluoromethyl;

15 n is 0 or 1;

R₁ is selected from the group consisting of



20 -X-Y-X-Y-R₄, and



R₂ is selected from the group consisting of

- R₄,
- X-R₄,
- X-Y-R₄, and
- X-R₅;

5

X is selected from the group consisting of alkylene, alkenylene, alkynylene, arylene, heteroarylene, and heterocyclylene wherein the alkylene, alkenylene, and alkynylene groups can be optionally interrupted or terminated with arylene, heteroarylene, or heterocyclylene, and optionally interrupted by one or more -O- groups;

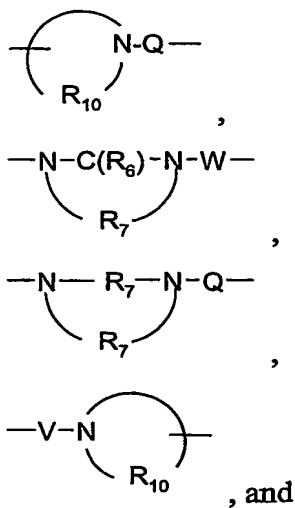
10

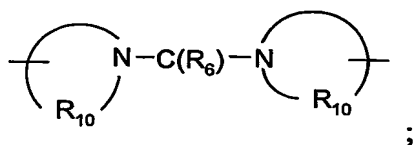
Y is selected from the group consisting of

- S(O)₀₋₂-,
- S(O)₂-N(R₈)-,
- C(R₆)-,
- C(R₆)-O-,
- O-C(R₆)-,
- O-C(O)-O-,
- N(R₈)-Q-,
- C(R₆)-N(R₈)-,
- O-C(R₆)-N(R₈)-,
- C(R₆)-N(OR₉)-,

15

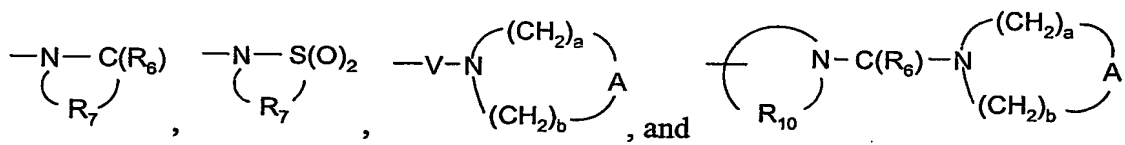
20





R₄ is selected from the group consisting of hydrogen, alkyl, alkenyl, alkynyl, aryl, arylalkylenyl, aryloxyalkylenyl, alkylarylenyl, heteroaryl, heteroarylalkylenyl, heteroaryloxyalkylenyl, alkylheteroarylenyl, and heterocyclyl wherein the alkyl, alkenyl, alkynyl, aryl, arylalkylenyl, aryloxyalkylenyl, alkylarylenyl, heteroaryl, heteroarylalkylenyl, heteroaryloxyalkylenyl, alkylheteroarylenyl, and heterocyclyl groups can be unsubstituted or substituted by one or more substituents independently selected from the group consisting of alkyl, alkoxy, hydroxyalkyl, haloalkyl, haloalkoxy, halogen, nitro, hydroxy, mercapto, cyano, aryl, aryloxy, arylalkyleneoxy, heteroaryl, heteroaryloxy, heteroarylalkyleneoxy, heterocyclyl, amino, alkylamino, dialkylamino, (dialkylamino)alkyleneoxy, and in the case of alkyl, alkenyl, alkynyl, and heterocyclyl, oxo;

R₅ is selected from the group consisting of



R₆ is selected from the group consisting of =O and =S;

R₇ is C₂₋₇ alkylene;

R₈ is selected from the group consisting of hydrogen, alkyl, alkoxyalkylenyl, and arylalkylenyl;

R₉ is selected from the group consisting of hydrogen and alkyl;

R₁₀ is C₃₋₈ alkylene;

A is selected from the group consisting of -O-, -C(O)-, -S(O)₀₋₂-, and -N(R₄)-;

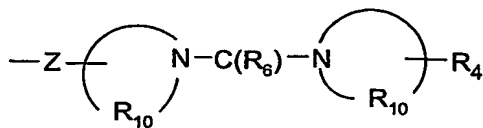
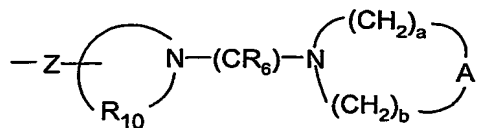
Q is selected from the group consisting of a bond, -C(R₆)-, -C(R₆)-C(R₆)-, -S(O)₂-, -C(R₆)-N(R₈)-W-, -S(O)₂-N(R₈)-, -C(R₆)-O-, and -C(R₆)-N(OR₉)-;

V is selected from the group consisting of -C(R₆)-, -O-C(R₆)-, -N(R₈)-C(R₆)-, and -S(O)₂-;

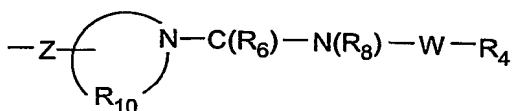
W is selected from the group consisting of a bond, -C(O)-, and -S(O)₂-; and

a and b are independently integers from 1 to 6 with the proviso that a + b is ≤ 7;

with the proviso that Z can also be a bond when R₃₋₃ is



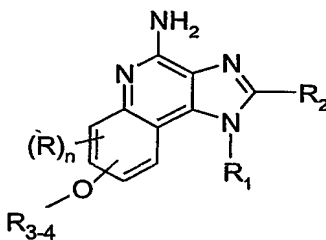
, or



;

5 or a pharmaceutically acceptable salt thereof.

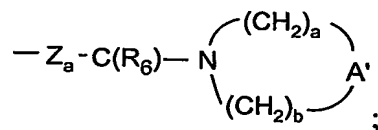
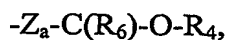
In another embodiment, the present invention provides compounds of the formula (VI):



VI

10 wherein:

R₃₋₄ is selected from the group consisting of



15

Z_a is selected from the group consisting of a bond, alkylene, alkenylene, and alkynylene, wherein alkylene, alkenylene, and alkynylene can be optionally interrupted with one or more -O- groups;

R is selected from the group consisting of alkyl, alkoxy, hydroxy, halogen, and

20

trifluoromethyl;

n is 0 or 1;

R₁ is selected from the group consisting of

-R₄,
 -X-R₄,
 5 -X-Y-R₄,
 -X-Y-X-Y-R₄, and
 -X-R₅;

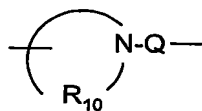
R₂ is selected from the group consisting of

-R₄,
 10 -X-R₄,
 -X-Y-R₄, and
 -X-R₅;

X is selected from the group consisting of alkylene, alkenylene, alkynylene,
 arylene, heteroarylene, and heterocyclylene wherein the alkylene, alkenylene, and
 15 alkynylene groups can be optionally interrupted or terminated with arylene, heteroarylene,
 or heterocyclylene, and optionally interrupted by one or more -O- groups;

Y is selected from the group consisting of

-S(O)₀₋₂-,
 -S(O)₂-N(R₈)-,
 20 -C(R₆)-,
 -C(R₆)-O-,
 -O-C(R₆)-,
 -O-C(O)-O-,
 -N(R₈)-Q-,
 25 -C(R₆)-N(R₈)-,
 -O-C(R₆)-N(R₈)-,
 -C(R₆)-N(OR₉)-,



A is selected from the group consisting of -O-, -C(O)-, -S(O)₀₋₂-, and -N(R₄)-;

A' is selected from the group consisting of -O-, -C(O)-, -S(O)₀₋₂-, -N(R₄)-, and -CH₂-;

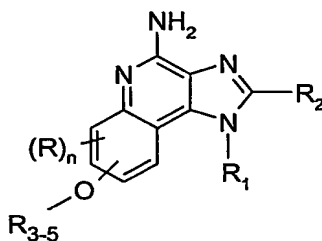
Q is selected from the group consisting of a bond, -C(R₆)-, -C(R₆)-C(R₆)-, -S(O)₂-,
5 -C(R₆)-N(R₈)-W-, -S(O)₂-N(R₈)-, -C(R₆)-O-, and -C(R₆)-N(OR₉)-;

V is selected from the group consisting of -C(R₆)-, -O-C(R₆)-, -N(R₈)-C(R₆)-, and -S(O)₂-;

W is selected from the group consisting of a bond, -C(O)-, and -S(O)₂-; and

a and b are independently integers from 1 to 6 with the proviso that a + b is ≤ 7;
10 or a pharmaceutically acceptable salt thereof.

In another embodiment, the present invention provides compounds of the formula
(VII):



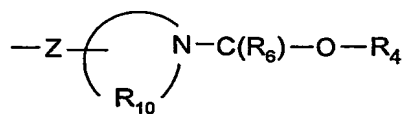
VII

15

wherein:

R₃₋₅ is selected from the group consisting of

-Z-N(R₈)-C(R₆)-O-R₄;



; and

20

-Z-N(R₈)-C(R₆)-C(R₆)-R₄;

Z is selected from the group consisting of alkylene, alkenylene, and alkynylene,
wherein alkylene, alkenylene, and alkynylene can be optionally interrupted with one or
more -O- groups;

R is selected from the group consisting of alkyl, alkoxy, hydroxy, halogen, and
25 trifluoromethyl;

n is 0 or 1;

R₁ is selected from the group consisting of

- R₄,
- X-R₄,
- X-Y-R₄,
- 5 -X-Y-X-Y-R₄, and
- X-R₅;

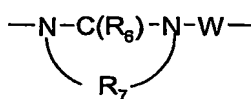
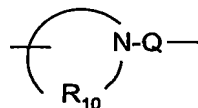
R₂ is selected from the group consisting of

- R₄,
- X-R₄,
- 10 -X-Y-R₄, and
- X-R₅;

X is selected from the group consisting of alkylene, alkenylene, alkynylene, arylene, heteroarylene, and heterocyclylene wherein the alkylene, alkenylene, and alkynylene groups can be optionally interrupted or terminated with arylene, heteroarylene, or heterocyclylene, and optionally interrupted by one or more -O- groups;

Y is selected from the group consisting of

- S(O)₀₋₂-,
- S(O)₂-N(R₈)-,
- C(R₆)-,
- 20 -C(R₆)-O-,
- O-C(R₆)-,
- O-C(O)-O-,
- N(R₈)-Q-,
- C(R₆)-N(R₈)-,
- 25 -O-C(R₆)-N(R₈)-,
- C(R₆)-N(OR₉)-,



- R₄,
- X-R₄,
- X-Y-R₄,
- X-Y-X-Y-R₄, and
- X-R₅;

5

R₂ is selected from the group consisting of

- R₄,
- X-R₄,
- X-Y-R₄, and
- X-R₅;

10

X is selected from the group consisting of alkylene, alkenylene, alkynylene, arylene, heteroarylene, and heterocyclylene wherein the alkylene, alkenylene, and alkynylene groups can be optionally interrupted or terminated with arylene, heteroarylene, or heterocyclylene, and optionally interrupted by one or more -O- groups;

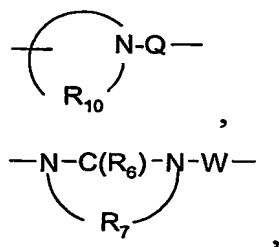
15

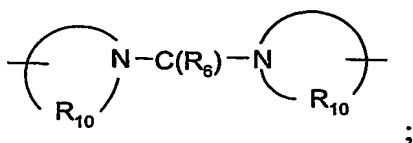
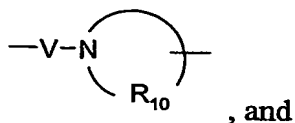
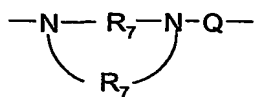
Y is selected from the group consisting of

- S(O)₀₋₂-,
- S(O)₂-N(R₈)-,
- C(R₆)-,
- C(R₆)-O-,
- O-C(R₆)-,
- O-C(O)-O-,
- N(R₈)-Q-,
- C(R₆)-N(R₈)-,
- O-C(R₆)-N(R₈)-,
- C(R₆)-N(OR₉)-,

20

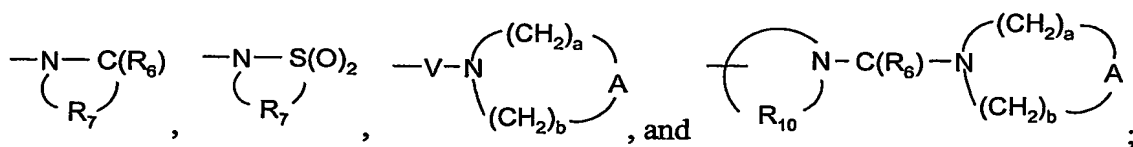
25





5 R_4 is selected from the group consisting of hydrogen, alkyl, alkenyl, alkynyl, aryl, arylalkylenyl, aryloxyalkylenyl, alkylarylenyl, heteroaryl, heteroarylalkylenyl, heteroaryloxyalkylenyl, alkylheteroarylenyl, and heterocyclyl wherein the alkyl, alkenyl, alkynyl, aryl, arylalkylenyl, aryloxyalkylenyl, alkylarylenyl, heteroaryl, heteroarylalkylenyl, heteroaryloxyalkylenyl, alkylheteroarylenyl, and heterocyclyl groups can be unsubstituted or substituted by one or more substituents independently selected from the group
10 consisting of alkyl, alkoxy, hydroxyalkyl, haloalkyl, haloalkoxy, halogen, nitro, hydroxy, mercapto, cyano, aryl, aryloxy, arylalkyleneoxy, heteroaryl, heteroaryloxy, heteroarylalkyleneoxy, heterocyclyl, amino, alkylamino, dialkylamino, (dialkylamino)alkyleneoxy, and in the case of alkyl, alkenyl, alkynyl, and heterocyclyl, oxo;

15 R_5 is selected from the group consisting of



R_6 is selected from the group consisting of =O and =S;

R_7 is C₂₋₇ alkylene;

20 R_8 is selected from the group consisting of hydrogen, alkyl, alkoxyalkylenyl, and arylalkylenyl;

R_9 is selected from the group consisting of hydrogen and alkyl;

R_{10} is C₃₋₈ alkylene;

A is selected from the group consisting of -O-, -C(O)-, -S(O)₀₋₂-, and -N(R₄)-;

Q is selected from the group consisting of a bond, -C(R₆)-, -C(R₆)-C(R₆)-, -S(O)₂-,

R is selected from the group consisting of alkyl, alkoxy, hydroxy, halogen, and trifluoromethyl;

n is 0 or 1;

R₁ is selected from the group consisting of

- 5
- R₄,
 - X-R₄,
 - X-Y-R₄,
 - X-Y-X-Y-R₄, and
 - X-R₅;

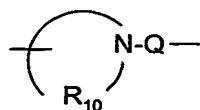
10 R₂ is selected from the group consisting of

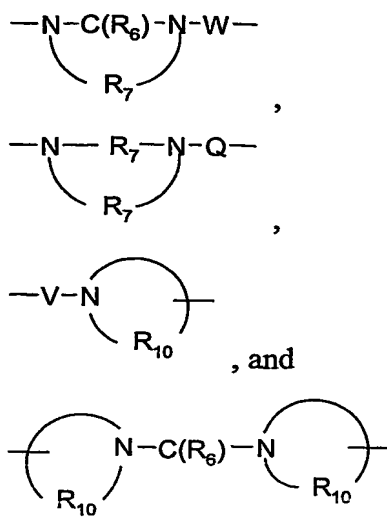
- R₄,
- X-R₄,
- X-Y-R₄, and
- X-R₅;

15 X is selected from the group consisting of alkylene, alkenylene, alkynylene, arylene, heteroarylene, and heterocyclylene wherein the alkylene, alkenylene, and alkynylene groups can be optionally interrupted or terminated with arylene, heteroarylene, or heterocyclylene, and optionally interrupted by one or more -O- groups;

Y is selected from the group consisting of

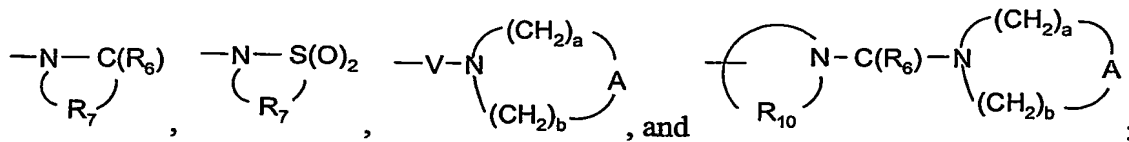
- 20
- S(O)₀₋₂-,
 - S(O)₂-N(R₈)-,
 - C(R₆)-,
 - C(R₆)-O-,
 - O-C(R₆)-,
 - 25 -O-C(O)-O-,
 - N(R₈)-Q-,
 - C(R₆)-N(R₈)-,
 - O-C(R₆)-N(R₈)-,
 - C(R₆)-N(OR₉)-,





5 R_4 is selected from the group consisting of hydrogen, alkyl, alkenyl, alkynyl, aryl, arylalkylenyl, aryloxyalkylenyl, alkylarylenyl, heteroaryl, heteroarylalkylenyl, heteroaryloxyalkylenyl, alkylheteroarylenyl, and heterocyclyl wherein the alkyl, alkenyl, alkynyl, aryl, arylalkylenyl, aryloxyalkylenyl, alkylarylenyl, heteroaryl, heteroarylalkylenyl, heteroaryloxyalkylenyl, alkylheteroarylenyl, and heterocyclyl groups can be unsubstituted
 10 or substituted by one or more substituents independently selected from the group consisting of alkyl, alkoxy, hydroxyalkyl, haloalkyl, haloalkoxy, halogen, nitro, hydroxy, mercapto, cyano, aryl, aryloxy, arylalkyleneoxy, heteroaryl, heteroaryloxy, heteroarylalkyleneoxy, heterocyclyl, amino, alkylamino, dialkylamino, (dialkylamino)alkyleneoxy, and in the case of alkyl, alkenyl, alkynyl, and heterocyclyl,
 15 oxo;

R_5 is selected from the group consisting of



R_6 is selected from the group consisting of =O and =S;

R_7 is C_{2-7} alkylene;

20 R_8 is selected from the group consisting of hydrogen, alkyl, alkoxyalkylenyl, and arylalkylenyl;

R_9 is selected from the group consisting of hydrogen and alkyl;

R_{10} is C_{3-8} alkylene;

Certain embodiments of the present invention include non-interfering substituents. For example, in certain embodiments, R' and R'' are independently selected from the group consisting of hydrogen and non-interfering substituents.

Herein, "non-interfering" means that the immunomodulator activity (for example, the ability to induce the biosynthesis of one or more cytokines or the ability to inhibit the biosynthesis of one or more cytokines) of the compound or salt is not destroyed.

Illustrative non-interfering R' groups include those described herein for R₁. Illustrative non-interfering R'' groups include those described herein for R₂.

As used herein, the terms "alkyl", "alkenyl", "alkynyl" and the prefix "alk-" are inclusive of both straight chain and branched chain groups and of cyclic groups, i.e. cycloalkyl and cycloalkenyl. Unless otherwise specified, these groups contain from 1 to 20 carbon atoms, with alkenyl groups containing from 2 to 20 carbon atoms, and alkynyl groups containing from 2 to 20 carbon atoms. In some embodiments, these groups have a total of up to 10 carbon atoms, up to 8 carbon atoms, up to 6 carbon atoms, or up to 4 carbon atoms. Cyclic groups can be monocyclic or polycyclic and preferably have from 3 to 10 ring carbon atoms. Exemplary cyclic groups include cyclopropyl, cyclopropylmethyl, cyclopentyl, cyclohexyl, adamantyl, and substituted and unsubstituted bornyl, norbornyl, and norbornenyl.

Unless otherwise specified, "alkylene," "-alkylene-", "alkenylene", "-alkenylene-", "alkynylene", and "-alkynylene-" are the divalent forms of the "alkyl", "alkenyl", and "alkynyl" groups defined above. The terms "alkylenyl", "alkenylenyl", and "alkynylenyl" are used when "alkylene", "alkenylene", and "alkynylene", respectively, are substituted. For example, an arylalkylenyl group comprises an "alkylene" moiety to which an aryl group is attached.

The term "haloalkyl" is inclusive of alkyl groups that are substituted by one or more halogen atoms, including perfluorinated groups. This is also true of other groups that include the prefix "halo-". Examples of suitable haloalkyl groups are chloromethyl, trifluoromethyl, and the like.

The term "aryl" as used herein includes carbocyclic aromatic rings or ring systems. Examples of aryl groups include phenyl, naphthyl, biphenyl, fluorenyl and indenyl.

The term "heteroatom" refers to the atoms O, S, or N.

The term "heteroaryl" includes aromatic rings or ring systems that contain at least one ring heteroatom (e.g., O, S, N). Suitable heteroaryl groups include furyl, thienyl, pyridyl, quinolinyl, isoquinolinyl, indolyl, isoindolyl, triazolyl, pyrrolyl, tetrazolyl, imidazolyl, pyrazolyl, oxazolyl, thiazolyl, benzofuranyl, benzothiophenyl, carbazolyl, benzoxazolyl, pyrimidinyl, benzimidazolyl, quinoxaliny, benzothiazolyl, naphthyridinyl, isoxazolyl, isothiazolyl, purinyl, quinazolinyl, pyrazinyl, 1-oxidopyridyl, pyridazinyl, triazinyl, tetrazinyl, oxadiazolyl, thiadiazolyl, and so on.

The term "heterocyclyl" includes non-aromatic rings or ring systems that contain at least one ring heteroatom (e.g., O, S, N) and includes all of the fully saturated and partially unsaturated derivatives of the above mentioned heteroaryl groups. Exemplary heterocyclic groups include pyrrolidinyl, tetrahydrofuranyl, morpholinyl, thiomorpholinyl, piperidinyl, piperazinyl, thiazolidinyl, imidazolidinyl, isothiazolidinyl, tetrahydropyranyl, quinuclidinyl, homopiperidinyl (azepanyl), homopiperazinyl (diazepanyl), 1,3-dioxolanyl, aziridinyl, dihydroisoquinolin-(1*H*)-yl, octahydroisoquinolin-(1*H*)-yl, dihydroquinolin-(2*H*)-yl, octahydroquinolin-(2*H*)-yl, dihydro-1*H*-imidazolyl, and the like. When "heterocyclyl" contains a nitrogen atom, the point of attachment of the heterocyclyl group may be the nitrogen atom.

The terms "arylene", "heteroarylene", and "heterocyclylene" are the divalent forms of the "aryl", "heteroaryl", and "heterocyclyl" groups defined above. The terms "arylenyl", "heteroarylenyl," and "heterocyclenyl" are used when "arylene", "heteroarylene", and "heterocyclylene", respectively, are substituted. For example, an alkylarylenyl group comprises an arylene moiety to which an alkyl group is attached.

When a group (or substituent or variable) is present more than once in any Formula described herein, each group (or substituent or variable) is independently selected, whether explicitly stated or not. For example, for the formula $-N(R_8)-C(R_6)-N(R_8)-$ each R_8 group is independently selected. In another example, when an R_2 and an R_3 group both contain an R_4 group, each R_4 group is independently selected. In a further example, when more than one Y group is present (i.e., R_2 and R_3 both contain a Y group) and each Y group contains one or more R_8 groups, then each Y group is independently selected, and each R_8 group is independently selected.

The invention is inclusive of the compounds described herein in any of their pharmaceutically acceptable forms, including isomers (e.g., diastereomers and enantiomers), salts, solvates, polymorphs, and the like. In particular, if a compound is optically active, the invention specifically includes each of the compound's enantiomers as well as racemic mixtures of the enantiomers. It should be understood that the term "compound" includes any or all of such forms, whether explicitly stated or not (although at times, "salts" are explicitly stated).

For any of the compounds presented herein, each one of the following variables (e.g., R, R', R'', R₁, R₂, R₃, n, A, X, Z, and so on) in any of its embodiments can be combined with any one or more of the other variables in any of their embodiments as would be understood by one of skill in the art. Each of the resulting combinations of variables is an embodiment of the present invention.

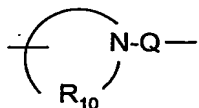
In some embodiments, compounds of Formula I-VIII induce the biosynthesis of one or more cytokines.

In some embodiments, compounds of Formula I-VIII inhibit the biosynthesis of one or more cytokines (e.g., TNF- α).

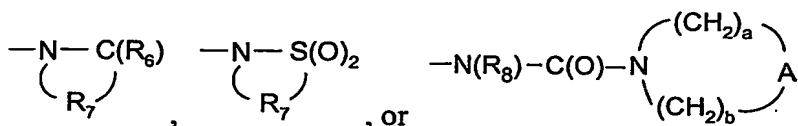
In certain embodiments, R is selected from the group consisting of alkyl, alkoxy, hydroxy, halogen, and trifluoromethyl.

In some embodiments of Formula I, R' is selected from the group consisting of -R₄, -X-R₄, -X-Y-R₄, -X-Y-X-Y-R₄, and -X-R₅.

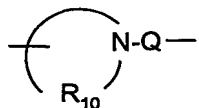
In some embodiments, R' is selected from the group consisting of alkyl, arylalkylenyl, aryloxyalkylenyl, hydroxyalkyl, dihydroxyalkyl, alkylsulfonylalkylenyl, -X-Y-R₄, -X-R₅, and heterocyclylalkylenyl, wherein the heterocyclyl of the heterocyclylalkylenyl group is optionally substituted by one or more alkyl groups; wherein X is alkylene; Y is -N(R₈)-C(O)-, -N(R₈)-S(O)₂-, -N(R₈)-C(O)-N(R₈)-, or



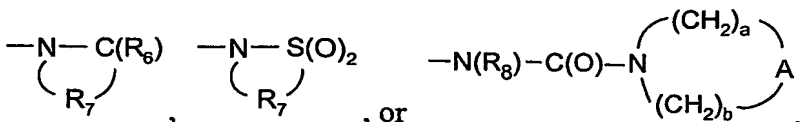
; R₄ is alkyl, aryl, or heteroaryl; and R₅ is



In certain embodiments, R' is selected from the group consisting of alkyl, arylalkylenyl, aryloxyalkylenyl, hydroxyalkyl, alkylsulfonylalkylenyl, -X-Y-R₄, and -X-R₅; wherein X is alkylene; Y is -N(R₈)-C(O)-, -N(R₈)-S(O)₂-, -N(R₈)-C(O)-N(R₈)-, or



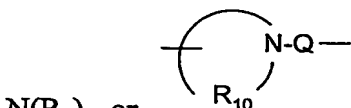
; R₄ is alkyl, aryl, or heteroaryl; and R₅ is



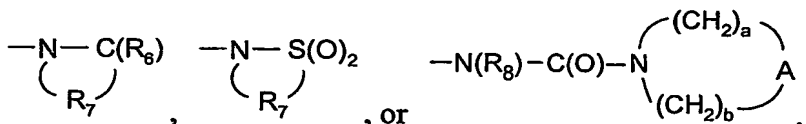
In some embodiments of Formula I, R'' is selected from the group consisting of -R₄, -X-R₄, -X-Y-R₄, and -X-R₅. In some embodiments, R'' is selected from the group consisting of hydrogen, alkyl, and alkoxyalkylenyl. In some embodiments, R'' is selected from the group consisting of hydrogen, alkyl, alkoxyalkylenyl, and hydroxyalkylenyl.

In some embodiments, R₁ is selected from the group consisting of -R₄, -X-R₄, -X-Y-R₄, -X-Y-X-Y-R₄, and -X-R₅.

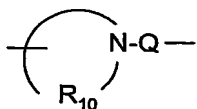
In some embodiments (e.g., of Formulas II-IX), R₁ is selected from the group consisting of alkyl, arylalkylenyl, aryloxyalkylenyl, hydroxyalkyl, dihydroxyalkyl, alkylsulfonylalkylenyl, -X-Y-R₄, -X-R₅, and heterocyclylalkylenyl, wherein the heterocyclyl of the heterocyclylalkylenyl group is optionally substituted by one or more alkyl groups; wherein X is alkylene; Y is -N(R₈)-C(O)-, -N(R₈)-S(O)₂-, -N(R₈)-C(O)-



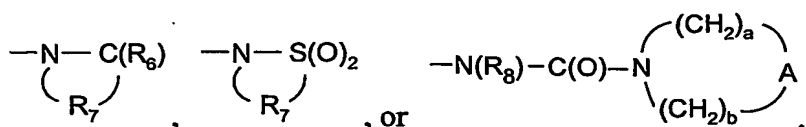
; R₄ is alkyl, aryl, or heteroaryl; and R₅ is



In certain embodiments, R₁ is selected from the group consisting of alkyl, arylalkylenyl, aryloxyalkylenyl, hydroxyalkyl, alkylsulfonylalkylenyl, -X-Y-R₄, and -X-R₅; wherein X is alkylene; Y is -N(R₈)-C(O)-, -N(R₈)-S(O)₂-, -N(R₈)-C(O)-N(R₈)-, or



; R₄ is alkyl, aryl, or heteroaryl; and R₅ is



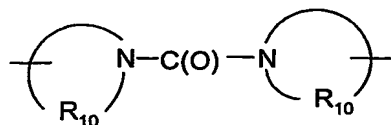
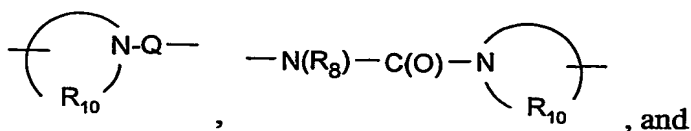
In some embodiments (e.g., of Formulas II-IX), R₁ is selected from the group consisting of methyl, n-propyl, 2-methylpropyl, 2-phenylethyl, 2-phenoxyethyl, benzyl, 4-(methanesulfonylamino)butyl, 2-(methanesulfonylamino)-2-methylpropyl, 4-(benzenesulfonylamino)butyl, 2-(acetamido)-2-methylpropyl, 4-(ureido)butyl, 2-hydroxy-2-methylpropyl, 5-(methanesulfonyl)pentyl, 4-aminobutyl, 4-(3-phenylureido)butyl, 4-(benzoylamino)butyl, 4-[(4-morpholinecarbonyl)amino]butyl, 2-(1,1-dioxidoisothiazolidin-2-yl)ethyl, 3-(1,1-dioxidoisothiazolidin-2-yl)propyl, 4-(1,1-dioxidoisothiazolidin-2-yl)butyl, 2-(benzoylamino)-2-methylpropyl, 2-(3-phenylureido)butyl, 2-(2-oxopyrrolidin-1-yl)ethyl, 3-(2-oxopyrrolidin-1-yl)propyl, 4-(2-oxopyrrolidin-1-yl)butyl.

In some embodiments (e.g., of Formulas II-IX), R₁ is selected from the group consisting of 2-hydroxy-2-methylpropyl, 2-methylpropyl, propyl, ethyl, methyl, 2,3-dihydroxypropyl, 2-phenoxyethyl, 4-[(methylsulfonyl)amino]butyl, 2-methyl-2-[(methylsulfonyl)amino]propyl, 2-(acetylamino)-2-methylpropyl, 2-[[[(isopropylamino)carbonyl]amino]-2-methylpropyl, 4-[[[(isopropylamino)carbonyl]amino]butyl, 4-(1,1-dioxidoisothiazolidin-2-yl)butyl, tetrahydro-2*H*-pyran-4-ylmethyl, and (2,2-dimethyl-1,3-dioxolan-4-yl)methyl.

In some embodiments, R₂ is selected from the group consisting of -R₄, -X-R₄, -X-Y-R₄, and -X-R₅.

In some embodiments (e.g., of Formulas II-IX), R₂ is selected from the group consisting of hydrogen, alkyl, alkoxyalkylenyl, and hydroxyalkylenyl. In some embodiments (e.g., of Formulas II-IX), R₂ is selected from the group consisting of hydrogen, alkyl, and alkoxyalkylenyl. In some embodiments, R₂ is selected from the group consisting of hydrogen, methyl, ethyl, propyl, butyl, ethoxymethyl, methoxymethyl, 2-methoxyethyl, hydroxymethyl, and 2-hydroxyethyl.

In some embodiments (e.g., of Formulas II-X), R₂ is selected from the group consisting of methyl, ethyl, n-propyl, n-butyl, ethoxymethyl, methoxyethyl, methoxymethyl, hydrogen, hydroxymethyl, 2-methoxy(ethoxymethyl), 4-(3-phenylureido)butyl, cyclopropylmethyl, trifluoromethyl, phenyl, and benzyl.

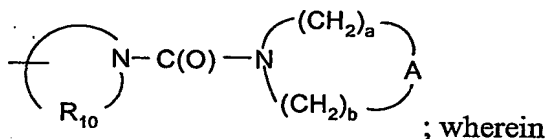
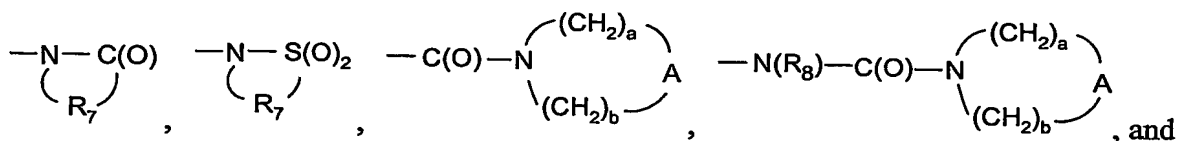


wherein Q is selected from the group consisting of

a bond, -C(O)-, -C(O)-O-, -S(O)₂-, -C(R₆)-N(R₈)-W-, and -S(O)₂-N(R₈)-; W is selected from the group consisting of a bond, -C(O)-, and -S(O)₂-; R₆ is selected from the group consisting of =O and =S; R₈ is selected from the group consisting of hydrogen, C₁₋₄ alkyl, and alkoxyalkylenyl; and R₁₀ is a C₄₋₆ alkylene.

5

In some embodiments (e.g., of Formula II), R₃ is -Z-R₅, wherein R₅ is selected from the group consisting of



10

wherein R₇ is C₃₋₅ alkylene; R₁₀ is C₄₋₆ alkylene; and a and b are each independently 1 to 3.

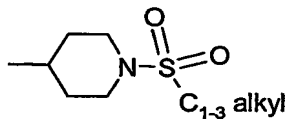
In some embodiments (e.g., of Formula II), R₃ is -Z-Het, -Z-Het'-R₄, or -Z-Het'-Y-R₄. In certain of these embodiments, Het is substituted by one or more substituents selected from the group consisting of alkyl, hydroxy, hydroxyalkyl, hydroxyalkyleneoxylalkylenyl, dialkylamino, and heterocyclyl. In certain of these embodiments, Y is selected from the group consisting of -C(O)-, -C(O)-O-, -C(O)-N(H)-, and -N(H)-C(O)-. In certain embodiments, Het or Het' is selected from the group consisting of tetrahydropyranyl, tetrahydrofuranyl, 1,3-dioxolanyl, pyrrolidinyl, piperidinyl, morpholinyl, thiomorpholinyl, thiazolidinyl, aziridinyl, azepanyl, diazepanyl, dihydroisoquinolin-(1*H*)-yl, octahydroisoquinolin-(1*H*)-yl, dihydroquinolin-(2*H*)-yl, octahydroquinolin-(2*H*)-yl, dihydro-1*H*-imidazolyl, and piperazinyl. In certain embodiments Het is selected from the group consisting of tetrahydropyranyl and tetrahydrofuranyl.

15

20

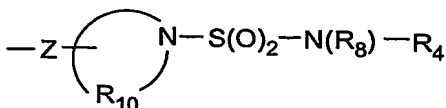
In some embodiments of Formula III, R₃₋₁ is selected from the group consisting of

alkyl, oxo. In certain of these embodiments, R₄ is selected from the group consisting of alkyl, aryl, heteroaryl, arylalkylenyl, and alkylheteroarylenyl, wherein aryl can be optionally substituted with halogen, methoxy, cyano, trifluoromethyl, trifluoromethoxy.



In certain embodiments, R₃₋₂ is

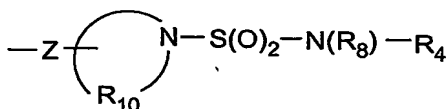
5 In some embodiments of Formula IV, R₃₋₂ is -Z-N(R₈)-S(O)₂-N(R₈)-R₄ or



. In certain embodiments of this formula for R₃₋₂, R₁₀ is

C₄₋₆ alkylene, R₈ is hydrogen or C₁₋₄ alkyl, and R₄ is alkyl.

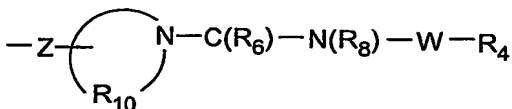
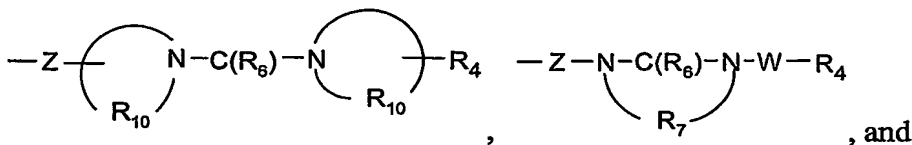
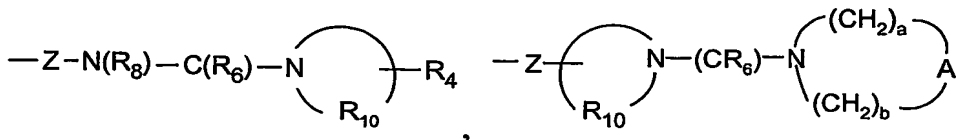
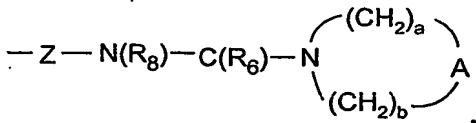
In certain embodiments R₃₋₂ is



, and Z is a bond.

10 In some embodiments, R₃₋₃ is selected from the group consisting of

-Z-N(R₈)-C(R₆)-N(R₈)-W-R₄,

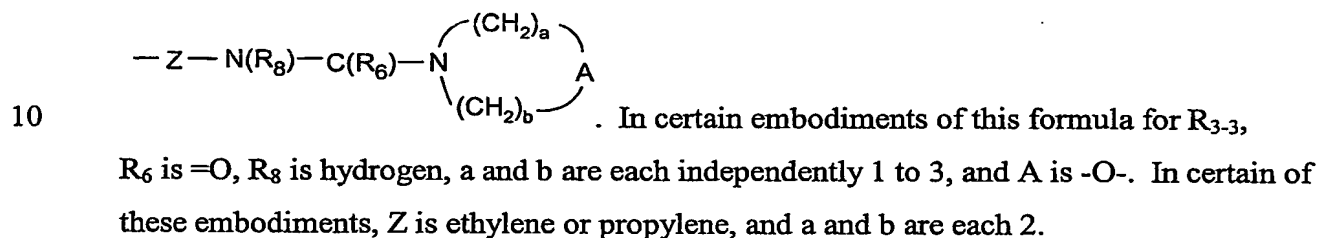


15

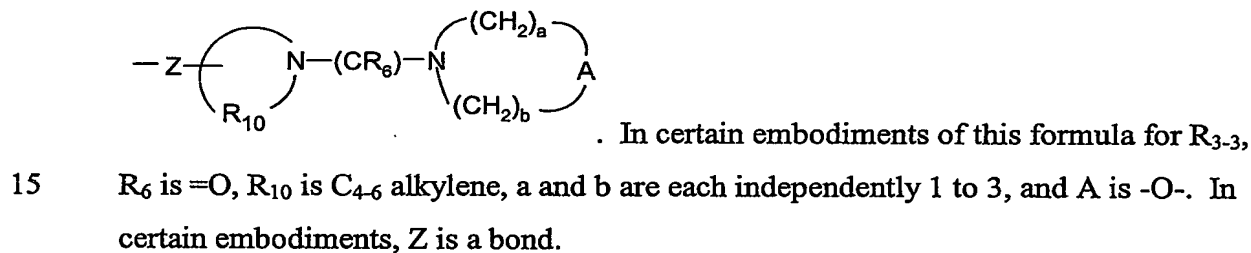
In some embodiments of Formula V, R₃₋₃ is -Z-N(R₈)-C(R₆)-N(R₈)-W-R₄. In certain embodiments of this formula for R₃₋₃, R₆ is =O or =S, R₈ is hydrogen or C₁₋₄ alkyl, W is a bond, -C(O)-, or -S(O)₂-; and R₄ is selected from the group consisting of alkyl, alkenyl, aryl, arylalkylenyl, aryloxyalkylenyl, and heteroaryl, wherein the alkyl, alkenyl,

aryl, arylalkylenyl, aryloxyalkylenyl, and heteroaryl groups can be unsubstituted or substituted by one or more substituents selected from the group consisting of alkyl, aryl, halogen, alkoxy, cyano, arylalkyleneoxy, nitro, dialkylamino, aryloxy, heterocyclyl, trifluoromethyl, trifluoromethoxy, and in the case of alkyl, oxo. In certain embodiments, R₄ is selected from the group consisting of alkyl, aryl, arylalkylenyl, and heteroaryl; wherein aryl can be optionally substituted with halogen, methoxy, cyano, trifluoromethyl, and trifluoromethoxy. In certain embodiments, Z is ethylene or propylene, each R₈ is hydrogen, R₆ is =O, and R₄ is isopropyl.

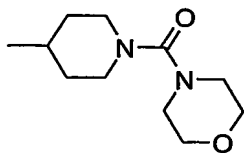
In some embodiments of Formula V, R₃₋₃ is



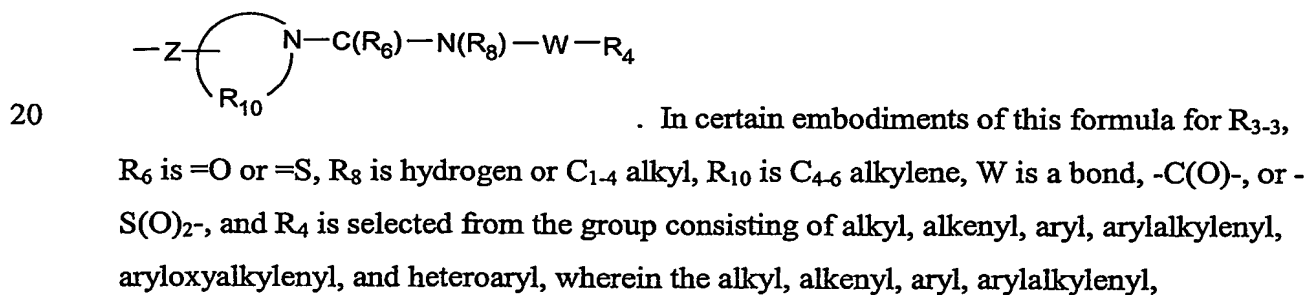
In some embodiments of Formula V, R₃₋₃ is



In certain embodiments, R₃₋₃ is



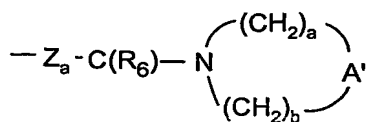
In some embodiments of Formula V, R₃₋₃ is



In some embodiments of Formula VI, R_{3-4} is $-Z_a-C(R_6)-O-R_4$. In certain embodiments of this formula for R_{3-4} , R_6 is $=O$ and R_4 is hydrogen or alkyl.

In some embodiments of Formula VI, R_{3-4} is $-Z_a-C(R_6)-N(R_8)-R_4$. In certain embodiments of this formula for R_{3-4} , R_6 is $=O$ or $=S$, R_8 is hydrogen, alkyl, or alkoxyalkylenyl, and R_4 is alkyl, aryl, or arylalkylenyl; wherein aryl can be optionally substituted with halogen, methoxy, cyano, trifluoromethyl, and trifluoromethoxy.

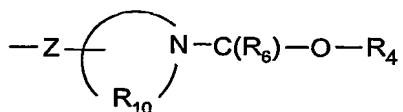
In some embodiments of Formula VI, R_{3-4} is



. In certain embodiments of this formula for R_{3-4} , R_6 is $=O$ or $=S$, a and b are each independently 1 to 3, and A' is selected from the group consisting of $-CH_2-$, $-S(O)_2-$, and $-O-$. In certain embodiments A' is $-CH_2-$. In certain of these embodiments, Z_a is methylene, R_6 is $=O$, a is 1 or 2, b is 2, and A' is $-CH_2-$. In certain of these embodiments, Z_a is methylene, R_6 is $=O$, a and b are each 2, and A' is $-O-$.

In certain embodiments of Formula VI, Z_a is a bond or alkylene.

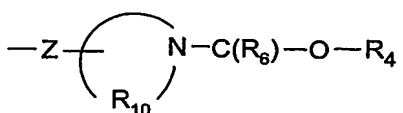
In some embodiments of Formula VII, R_{3-5} is $-Z-N(R_8)-C(R_6)-O-R_4$,



, or $-Z-N(R_8)-C(R_6)-C(R_6)-R_4$.

In some embodiments of Formula VII, R_{3-5} is $-Z-N(R_8)-C(R_6)-O-R_4$. In certain embodiments of this formula for R_{3-5} , R_6 is $=O$, R_8 is hydrogen, and R_4 is alkyl.

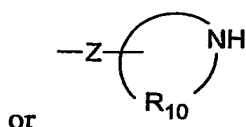
In some embodiments of Formula VII, R_{3-5} is



. In certain embodiments of this formula for R_{3-5} , R_6 is $=O$, R_{10} is C_{4-6} alkylene, and R_4 is alkyl. In certain embodiments, Z is a bond.

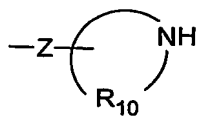
In some embodiments of Formula VII, R_{3-5} is $-Z-N(R_8)-C(R_6)-C(R_6)-R_4$. In certain embodiments of this formula for R_{3-5} , R_6 is $=O$ or $=S$, R_8 is hydrogen, and R_4 is alkyl, aryl, or heteroaryl; wherein aryl can be optionally substituted with halogen, methoxy, cyano, trifluoromethyl, and trifluoromethoxy.

In some embodiments of Formula VIII, R_{3-6} is $-Z-N(R_8)H$



In some embodiments of Formula VIII, R_{3-6} is $-Z-N(R_8)H$. In certain embodiments of this formula for R_{3-6} , Z is alkylene, and R_8 is hydrogen.

In some embodiments of Formula VIII, R_{3-6} is



In certain embodiments of this formula for R_{3-6} , Z is a bond, and R_{10} is C_{4-6} alkylene.

In certain embodiments, R_4 is selected from the group consisting of hydrogen, alkyl, alkenyl, alkynyl, aryl, arylalkylenyl, aryloxyalkylenyl, alkylarylenyl, heteroaryl, heteroarylalkylenyl, heteroaryloxyalkylenyl, alkylheteroarylenyl, and heterocyclyl wherein the alkyl, alkenyl, alkynyl, aryl, arylalkylenyl, aryloxyalkylenyl, alkylarylenyl, heteroaryl, heteroarylalkylenyl, heteroaryloxyalkylenyl, alkylheteroarylenyl, and heterocyclyl groups can be unsubstituted or substituted by one or more substituents independently selected from the group consisting of alkyl, alkoxy, hydroxyalkyl, haloalkyl, haloalkoxy, halogen, nitro, hydroxy, mercapto, cyano, aryl, aryloxy, arylalkyleneoxy, heteroaryl, heteroaryloxy, heteroarylalkyleneoxy, heterocyclyl, amino, alkylamino, dialkylamino, (dialkylamino)alkyleneoxy, and in the case of alkyl, alkenyl, alkynyl, and heterocyclyl, oxo.

In certain embodiments, R_4 is selected from the group consisting of alkyl, alkenyl, aryl, arylalkylenyl, aryloxyalkylenyl, and heteroaryl, wherein the alkyl, alkenyl, aryl, arylalkylenyl, aryloxyalkylenyl, and heteroaryl groups can be unsubstituted or substituted by one or more substituents selected from the group consisting of alkyl, aryl, halogen, alkoxy, cyano, arylalkyleneoxy, nitro, dialkylamino, aryloxy, heterocyclyl, trifluoromethyl, trifluoromethoxy, and in the case of alkyl, oxo.

In certain embodiments, R_4 is selected from the group consisting of hydrogen, alkyl, alkenyl, aryl, arylalkylenyl, alkylheteroarylenyl, heteroarylalkylenyl, aryloxyalkylenyl, heteroaryl, and heterocyclyl, wherein alkyl is unsubstituted or substituted by one or more substituents selected from the group consisting of hydroxy, alkoxy, and heterocyclyl, and wherein arylalkylenyl and heteroarylalkylenyl are unsubstituted or

substituted by one or more substituents selected from the group consisting of alkyl, halogen, and alkoxy.

In certain embodiments, R_4 is selected from the group consisting of hydrogen, alkyl, alkenyl, aryl, arylalkylenyl, alkylheteroarylenyl, heteroarylalkylenyl, aryloxyalkylenyl, heteroaryl, and heterocyclyl.

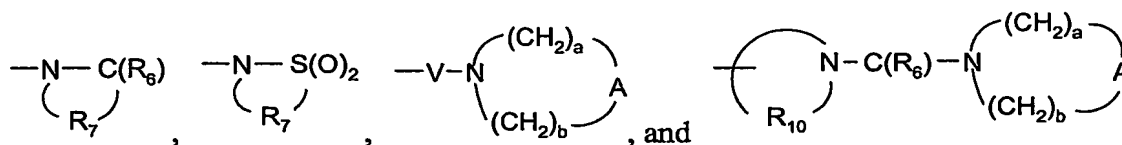
In certain embodiments, R_4 is selected from the group consisting of hydrogen and alkyl. In certain embodiments, R_4 is alkyl. In certain embodiments, R_4 is alkyl or aryl. In certain embodiments, R_4 is C_{1-3} alkyl. In certain embodiments, R_4 is isopropyl.

In certain embodiments, R_4 is alkyl, aryl, or heterocyclyl. In certain embodiments, R_4 is alkyl, aryl, or heteroaryl, wherein aryl can be optionally substituted with halogen, methoxy, cyano, trifluoromethyl, and trifluoromethoxy.

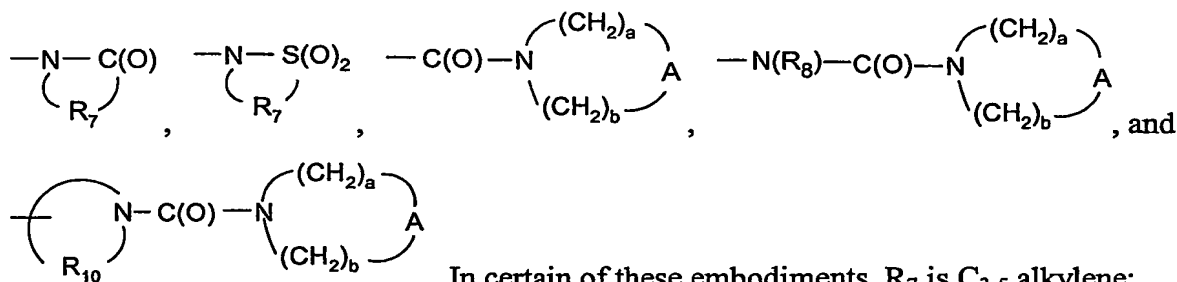
In certain embodiments, R_4 is selected from the group consisting of alkyl, aryl, alkenyl, heteroaryl, arylalkylenyl, and alkylheteroarylenyl; wherein aryl can be optionally substituted with halogen, methoxy, cyano, trifluoromethyl, and trifluoromethoxy.

In certain embodiments, R_4 is alkyl, aryl, or arylalkylenyl; wherein aryl can be optionally substituted with halogen, methoxy, cyano, trifluoromethyl, and trifluoromethoxy.

In certain embodiments, R_5 is selected from the group consisting of



In certain embodiments, R_5 is selected from the group consisting of



In certain of these embodiments, R_7 is C_{3-5} alkylene; R_{10} is C_{4-6} alkylene; and a and b are each independently 1 to 3.

In certain embodiments, R_6 is selected from the group consisting of $=O$ and $=S$. In certain embodiments, R_6 is $=O$.

In certain embodiments, R_7 is a C_{2-7} alkylene. In certain embodiments,

R₇ is C₃₋₅ alkylene. In certain embodiments, R₇ is C₂₋₄ alkylene. In certain embodiments, R₇ is propylene.

In certain embodiments, R₈ is selected from the group consisting of hydrogen, alkyl, alkoxyalkylenyl, and arylalkylenyl. In certain embodiments, R₈ is selected from the group consisting of hydrogen, C₁₋₄ alkyl, and alkoxyalkylenyl. In certain embodiments, R₈ is hydrogen or C₁₋₄ alkyl. In certain embodiments, R₈ is hydrogen.

In certain embodiments, R₉ is selected from the group consisting of hydrogen and alkyl.

In certain embodiments, R₁₀ is a C₃₋₈ alkylene. In certain embodiments, R₁₀ is a C₄₋₆ alkylene. In certain embodiments, R₁₀ is butylene.

In certain embodiments, A is selected from the group consisting of -O-, -C(O)-, -S(O)₀₋₂-, and -N(R₄)-. In certain embodiments, A is -O-.

In certain embodiments, A' is selected from the group consisting of -O-, -C(O)-, -S(O)₀₋₂-, -N(R₄)-, and -CH₂-. In certain embodiments, A' is selected from the group consisting of -CH₂-, -S(O)₂-, and -O-. In certain embodiments, A' is -CH₂-. In certain embodiments, A' is -O-.

In certain embodiments, Q is selected from the group consisting of a bond, -C(R₆)-, -C(R₆)-C(R₆)-, -S(O)₂-, -C(R₆)-N(R₈)-W-, -S(O)₂-N(R₈)-, -C(R₆)-O-, and -C(R₆)-N(OR₉)-. In certain embodiments, Q is selected from the group consisting of a bond, -C(O)-, -C(O)-O-, -S(O)₂-, -C(R₆)-N(R₈)-W-, and -S(O)₂-N(R₈)-.

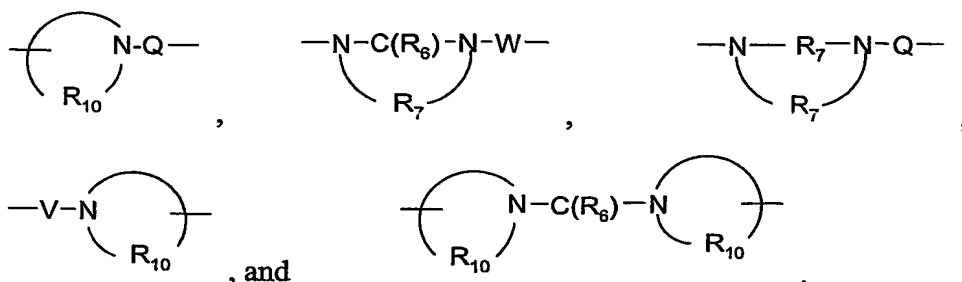
In certain embodiments, V is selected from the group consisting of -C(R₆)-, -O-C(R₆)-, -N(R₈)-C(R₆)-, and -S(O)₂-. In certain embodiments, V is selected from the group consisting of -C(O)- and -N(R₈)-C(O)-.

In certain embodiments, W is selected from the group consisting of a bond, -C(O)-, and -S(O)₂-. In certain embodiments, W is a bond or -C(O)-. In certain embodiments, W is a bond.

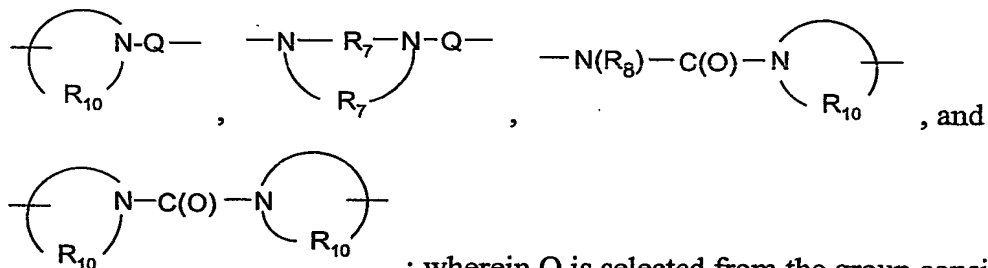
In certain embodiments, X is selected from the group consisting of alkylene, alkenylene, alkynylene, arylene, heteroarylene, and heterocyclylene wherein the alkylene, alkenylene, and alkynylene groups can be optionally interrupted or terminated with arylene, heteroarylene, or heterocyclylene, and optionally interrupted by one or more -O- groups.

In certain embodiments, X is selected from the group consisting of alkylene, arylene, heterocyclylene, heteroarylene, and alkylene terminated with heteroarylene. In certain embodiments, X is selected from the group consisting of alkylene, arylene, heteroarylene, and alkylene terminated with heteroarylene.

- 5 In certain embodiments, Y is selected from the group consisting of $-S(O)_{0-2}-$, $-S(O)_2-N(R_8)-$, $-C(R_6)-$, $-C(R_6)-O-$, $-O-C(R_6)-$, $-O-C(O)-O-$, $-N(R_8)-Q-$, $-C(R_6)-N(R_8)-$, $-O-C(R_6)-N(R_8)-$, $-C(R_6)-N(OR_9)-$,



- 10 In certain embodiments, Y is selected from the group consisting of $-S(O)_{0-2}-$, $-C(O)-$, $-C(O)-O-$, $-O-C(O)-$, $-N(R_8)-Q-$, $-C(R_6)-N(R_8)-$,

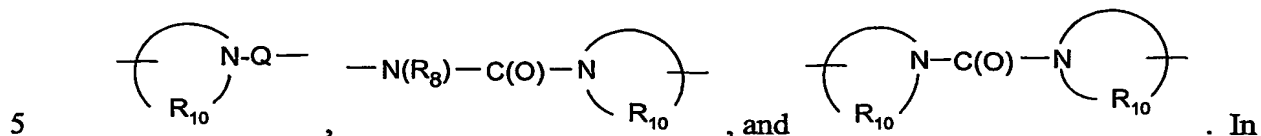


; wherein Q is selected from the group consisting of a bond,

- 15 $-C(O)-$, $-C(O)-O-$, $-S(O)_2-$, $-C(R_6)-N(R_8)-W-$, and $-S(O)_2-N(R_8)-$; W is selected from the group consisting of a bond, $-C(O)-$, and $-S(O)_2-$; R_6 is selected from the group consisting of $=O$ or $=S$; R_8 is selected from the group consisting of hydrogen, C_{1-4} alkyl, and alkoxyalkylenyl; and R_{10} is selected from the group consisting of C_{4-6} alkylene; X is selected from the group consisting of alkylene, arylene, heterocyclylene, heteroarylene, and alkylene terminated with heteroarylene; and R_4 is selected from the group consisting of
- 20 hydrogen, alkyl, alkenyl, aryl, arylalkylenyl, alkylheteroarylenyl, heteroarylalkylenyl, aryloxyalkylenyl, heteroaryl, and heterocyclyl, wherein alkyl is unsubstituted or substituted by one or more substituents selected from the group consisting of hydroxy, alkoxy, and heterocyclyl, and wherein arylalkylenyl and heteroarylalkylenyl are unsubstituted or

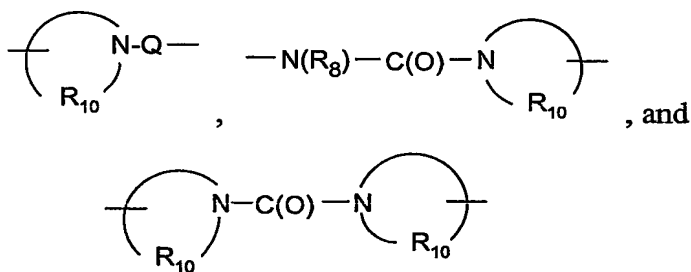
substituted by one or more substituents selected from the group consisting of alkyl, halogen, and alkoxy.

In certain embodiments, Y is selected from the group consisting of $-S(O)_{0-2}-$, $-C(O)-$, $-C(O)-O-$, $-O-C(O)-$, $-N(R_8)-Q-$, $-C(R_6)-N(R_8)-$,



certain of these embodiments, Q is selected from the group consisting of a bond, $-C(O)-$, $-C(O)-O-$, $-S(O)_2-$, $-C(R_6)-N(R_8)-W-$, and $-S(O)_2-N(R_8)-$; W is selected from the group consisting of a bond, $-C(O)-$, and $-S(O)_2-$; R_6 is selected from the group consisting of $=O$ or $=S$; R_8 is selected from the group consisting of hydrogen, C_{1-4} alkyl, and alkoxyalkylenyl; and R_{10} is selected from the group consisting of C_{4-6} alkylene.

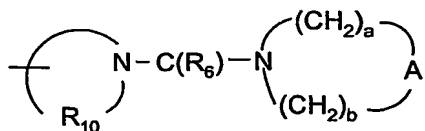
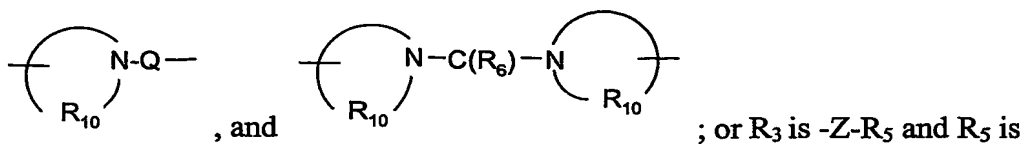
In certain embodiments, Y is selected from the group consisting of $-S(O)_{0-2}-$, $-C(O)-$, $-C(O)-O-$, $-N(R_8)-Q-$, $-C(R_6)-N(R_8)-$,



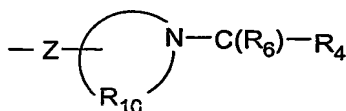
15 In certain embodiments, Y is selected from the group consisting of $-C(O)-$, $-C(O)-O-$, $-C(O)-N(H)-$, and $-N(H)-C(O)-$.

In certain embodiments, Z is selected from the group consisting of alkylene, alkenylene, and alkynylene, wherein alkylene, alkenylene, and alkynylene can be optionally interrupted with one or more $-O-$ groups. Z can also be a bond. In some 20 embodiments (e.g., of Formulas I-IX), Z is alkylene. In certain of these embodiments, Z is C_{2-6} alkylene. In certain embodiments Z is ethylene or propylene.

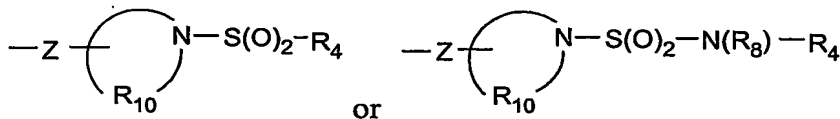
In certain embodiments, Z is a bond. For example, Z can be a bond when: R_3 is $-Z-Het-$, $-Z-Het'-R_4$, or $-Z-Het'-Y-R_4$; or R_3 is $-Z-Y-R_4$ or $-Z-Y-X-Y-R_4$, and Y is selected from $-S(O)_{0-2}-$, $-S(O)_2-N(R_8)-$, $-C(R_6)-$, $-C(R_6)-O-$, $-C(R_6)-N(R_8)-$,



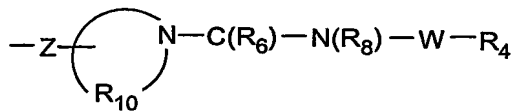
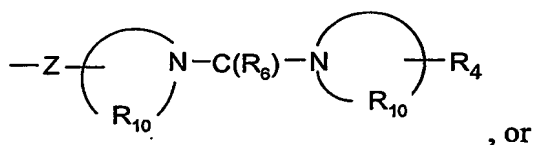
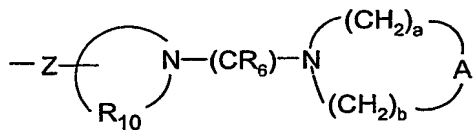
As another example, Z can be a bond when R₃₋₁ is



5 As another example, Z can be a bond when R₃₋₂ is

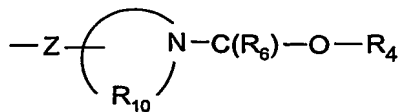


As another example, Z can be a bond when R₃₋₃ is

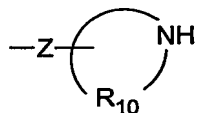


10

As another example, Z can be a bond when R₃₋₅ is



As another example, Z can be a bond when R₃₋₆ is



15

As another example, Z can be a bond when R₃ is -Z-S(O)₂-CH₃ or

-Z-C(O)-NH-CH(CH₃)₂.

In certain embodiments, Z_a is selected from the group consisting of a bond, alkylene, alkenylene, and alkynylene, wherein alkylene, alkenylene, and alkynylene can be optionally interrupted with one or more -O- groups. In certain embodiments, Z_a is a bond or alkylene. In certain of these embodiments, Z_a is C₁₋₄ alkylene. In certain embodiments, Z_a is methylene.

In certain embodiments, Het is heterocyclyl which can be unsubstituted or substituted by one or more substituents independently selected from the group consisting of alkyl, alkoxy, haloalkyl, haloalkoxy, halogen, nitro, hydroxy, hydroxyalkyl, mercapto, cyano, aryloxy, arylalkyleneoxy, heteroaryloxy, heteroarylalkyleneoxy, heterocyclyl, hydroxyalkyleneoxyalkylenyl, amino, alkylamino, dialkylamino, (dialkylamino)alkyleneoxy, and oxo. In certain embodiments, Het is substituted by one or more substituents selected from the group consisting of alkyl, hydroxy, hydroxyalkyl, hydroxyalkyleneoxylalkylenyl, diakylamino, and heterocyclyl. In certain embodiments, Het is selected from the group consisting of tetrahydropyranyl and tetrahydrofuranyl.

In certain embodiments, Het is heterocyclyl which can be unsubstituted or substituted by one or more substituents independently selected from the group consisting of alkyl, alkoxy, haloalkyl, haloalkoxy, halogen, nitro, hydroxy, hydroxyalkyl, mercapto, cyano, aryloxy, arylalkyleneoxy, heteroaryloxy, heteroarylalkyleneoxy, amino, alkylamino, dialkylamino, (dialkylamino)alkyleneoxy, and oxo.

In certain embodiments, Het' is heterocyclylene which can be unsubstituted or substituted by one or more substituents independently selected from the group consisting of alkyl, alkoxy, haloalkyl, haloalkoxy, halogen, nitro, hydroxy, hydroxyalkyl, mercapto, cyano, aryloxy, arylalkyleneoxy, heteroaryloxy, heteroarylalkyleneoxy, amino, alkylamino, dialkylamino, (dialkylamino)alkyleneoxy, and oxo.

In certain embodiments, Het or Het' is selected from the group consisting of tetrahydropyranyl, tetrahydrofuranyl, 1,3-dioxolanyl, pyrrolidinyl, piperidinyl, morpholinyl, thiomorpholinyl, thiazolidinyl, aziridinyl, azepanyl, diazepanyl, dihydroisoquinolin-(1*H*)-yl, octahydroisoquinolin-(1*H*)-yl, dihydroquinolin-(2*H*)-yl, octahydroquinolin-(2*H*)-yl, dihydro-1*H*-imidazolyl, and piperazinyl.

In certain embodiments, Het is substituted by one or more substituents selected from the group consisting of alkyl, hydroxy, hydroxyalkyl, hydroxyalkyleneoxyalkylenyl, dialkylamino, and heterocyclyl; Y is selected from the group consisting of -C(O)-, -C(O)-O-, -C(O)-N(H)-, and -N(H)-C(O)-; and R₄ is selected from the group consisting of hydrogen and alkyl.

In some embodiments of Formulas I-IX, R₃-O-, R₃₋₁-O-, R₃₋₂-O-, R₃₋₃-O-, R₃₋₄-O-, R₃₋₅-O-, or R₃₋₆-O- is at the 7- or 8-position. In some embodiments of Formulas I-IX, R₃-O-, R₃₋₁-O-, R₃₋₂-O-, R₃₋₃-O-, R₃₋₄-O-, R₃₋₅-O-, or R₃₋₆-O- is at the 7-position. In some embodiments of Formulas I-IX, R₃-O-, R₃₋₁-O-, R₃₋₂-O-, R₃₋₃-O-, R₃₋₄-O-, R₃₋₅-O-, or R₃₋₆-O- is at the 8-position.

In certain embodiments, a and b are independently integers from 1 to 6 with the proviso that a + b is ≤ 7. In certain embodiments, a and b are each independently 1 to 3. In certain embodiments, a is 1 or 2, and b is 2. In certain embodiments, a and b are each 2.

In certain embodiments, n is 0 or 1. In some embodiments (e.g., of Formulas I-IX), n is 0.

Preparation of the Compounds

Compounds of the invention can be prepared according to Reaction Scheme I where R, R₁, R₂, R₃, and n are as defined above. In step (1) of Reaction Scheme I, a benzyloxyaniline of Formula XV is treated with the condensation product generated from 2,2-dimethyl-1,3-dioxane-4,6-dione (Meldrum's acid) and triethyl orthoformate to provide an imine of Formula XVI. The reaction is conveniently carried out by adding a solution of a benzyloxyaniline of Formula XV to a heated mixture of Meldrum's acid and triethyl orthoformate and heating the reaction at an elevated temperature such as 45 °C. The product can be isolated using conventional methods.

In step (2) of Reaction Scheme I, an imine of Formula XVI undergoes thermolysis and cyclization to provide a benzyloxyquinolin-4-ol of Formula XVII. The reaction is conveniently carried out in medium such as DOWTHERM A heat transfer fluid at a temperature between 200 and 250 °C. The product can be isolated using conventional methods.

In step (3) of Reaction Scheme I, the benzyloxyquinolin-4-ol of Formula XVII is nitrated under conventional nitration conditions to provide a benzyloxy-3-nitroquinolin-4-ol of Formula XVIII. The reaction is conveniently carried out by adding nitric acid to the benzyloxyquinolin-4-ol of Formula XVII in a suitable solvent such as propionic acid and heating the mixture at an elevated temperature such as 125 °C. The product can be isolated using conventional methods.

In step (4) of Reaction Scheme I, a benzyloxy-3-nitroquinolin-4-ol of Formula XVIII is chlorinated using conventional chlorination chemistry to provide a benzyloxy-4-chloro-3-nitroquinoline of Formula XIX. The reaction is conveniently carried out by treating the benzyloxy-3-nitroquinolin-4-ol of Formula XVIII with phosphorous oxychloride in a suitable solvent such as *N,N*-dimethylformamide (DMF). The reaction can be carried out at an elevated temperature such as 100 °C, and the product can be isolated using conventional methods.

In step (5) of Reaction Scheme I, a benzyloxy-4-chloro-3-nitroquinoline of Formula XIX is treated with an amine of Formula R_1-NH_2 to provide a benzyloxy-3-nitroquinolin-4-amine of Formula XX. The reaction is conveniently carried out by adding the amine of Formula R_1-NH_2 to a solution of the benzyloxy-4-chloro-3-nitroquinoline of Formula XIX in a suitable solvent such as dichloromethane or methanol in the presence of a tertiary amine such as triethylamine. The reaction can be carried out at ambient temperature or at an elevated temperature such as, for example, the reflux temperature of the solvent. The reaction product can be isolated using conventional methods. Several amines of Formula R_1-NH_2 are commercially available; others can be prepared by known synthetic methods. For example, methyl tetrahydro-2*H*-pyran-4-carboxylate treated with ammonium hydroxide to form tetrahydro-2*H*-pyran-4-carboxamide, which can then be reduced with lithium aluminum hydride to provide tetrahydro-2*H*-pyran-4-ylmethylamine.

In step (6) of Reaction Scheme I, a benzyloxy-3-nitroquinolin-4-amine of Formula XX is reduced to provide a benzyloxyquinoline-3,4-diamine of Formula XXI. The reaction can be carried out by hydrogenation using a heterogeneous hydrogenation catalyst such as platinum on carbon. The hydrogenation is conveniently carried out in a Parr apparatus in a suitable solvent such as toluene, methanol, or acetonitrile. The reaction can

be carried out at ambient temperature, and the product can be isolated using conventional methods.

Alternatively, the reduction in step (6) can be carried out using nickel boride, prepared *in situ* from sodium borohydride and nickel(II) chloride. The reduction is conveniently carried out by adding a solution of the benzyloxy-3-nitroquinolin-4-amine of Formula XX in a suitable solvent or solvent mixture such as dichloromethane/methanol to a mixture of excess sodium borohydride and catalytic nickel(II) chloride in methanol. The reaction can be carried out at ambient temperature. The product can be isolated using conventional methods.

In step (7) of Reaction Scheme I, a benzyloxyquinoline-3,4-diamine of Formula XXI is treated with a carboxylic acid equivalent to provide a benzyloxy-1*H*-imidazo[4,5-*c*]quinoline of Formula XXII. Suitable carboxylic acid equivalents include orthoesters of Formula $R_2C(O\text{-alkyl})_3$, 1,1-dialkoxyalkyl alkanoates of Formula $R_2C(O\text{-alkyl})_2(O\text{-C(O)-alkyl})$, and acid chlorides of Formula $R_2C(O)Cl$. The selection of the carboxylic acid equivalent is determined by the desired substituent at R_2 . For example, triethyl orthoformate will provide a compound where R_2 is hydrogen, and trimethyl orthovalerate will provide a compound where R_2 is a butyl group. The reaction is conveniently carried out by adding the carboxylic acid equivalent to a benzyloxyquinoline-3,4-diamine of Formula XXI in a suitable solvent such as toluene or xylenes. Optionally, catalytic pyridine hydrochloride can be added. The reaction is carried out at a temperature high enough to drive off alcohol or water formed during the reaction. Conveniently, a Dean-Stark trap can be used to collect the volatiles.

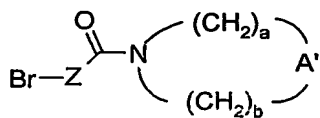
Alternatively, step (7) can be carried out in two steps when an acid chloride of Formula $R_2C(O)Cl$ is used as the carboxylic acid equivalent. Part (i) of step (7) is conveniently carried out by adding the acid chloride to a solution of a benzyloxyquinoline-3,4-diamine of Formula XXI in a suitable solvent such as dichloromethane or acetonitrile to afford an amide. Optionally, a tertiary amine such as triethylamine, pyridine, or 4-dimethylaminopyridine can be added. The reaction can be carried out at ambient temperature or at an elevated temperature. The amide product can be isolated and optionally purified using conventional techniques. Part (ii) of step (7) involves heating the amide prepared in part (i) to provide a benzyloxy-1*H*-imidazo[4,5-*c*]quinoline of Formula

XXII. The reaction is conveniently carried out in a suitable solvent such as toluene at a temperature sufficient to drive off water formed during the reaction. The reaction can also be carried out in a solvent such as ethanol or methanol in the presence of a base such as triethylamine. The benzyloxy-1*H*-imidazo[4,5-*c*]quinoline of Formula XXII can be isolated using conventional methods.

In step (8) of Reaction Scheme I, the benzyl group of a benzyloxy-1*H*-imidazo[4,5-*c*]quinoline of Formula XXII is cleaved to provide a 1*H*-imidazo[4,5-*c*]quinolinol of Formula XXIII. The cleavage is conveniently carried out on a Parr apparatus under hydrogenolysis conditions using a suitable heterogeneous catalyst such as palladium on carbon in a solvent such as ethanol. Alternatively, the reaction can be carried out by transfer hydrogenation in the presence of a suitable hydrogenation catalyst. The transfer hydrogenation is conveniently carried out by adding ammonium formate to a solution of a benzyloxy-1*H*-imidazo[4,5-*c*]quinoline of Formula XXII in a suitable solvent such as ethanol in the presence of a catalyst such as palladium on carbon. The reaction is carried out at an elevated temperature, for example, the refluxing temperature of the solvent. The product or pharmaceutically acceptable salt thereof can be isolated using conventional methods.

In step (9) of Reaction Scheme I a 1*H*-imidazo[4,5-*c*]quinolinol of Formula XXIII is converted to an ether-substituted 1*H*-imidazo[4,5-*c*]quinoline of Formula IX using a Williamson-type ether synthesis. The reaction is effected by treating a 1*H*-imidazo[4,5-*c*]quinolinol of Formula XXIII with an alkyl halide of Formula Halide-Z-Y-R₄, Halide-Z-R₅, Halide-Z-Y-X-Y-R₄, or Halide-Z-Het, wherein Z, Y, X, R₄, R₅, and Het are as defined above, in the presence of a base. The reaction is conveniently carried out by combining the alkyl halide with a 1*H*-imidazo[4,5-*c*]quinolinol of Formula XXIII in a solvent such as DMF in the presence of a suitable base such as cesium carbonate. The reaction can be carried out at ambient temperature or at an elevated temperature, for example 65 °C or 85 °C. Alternatively, the reaction can be carried out by treating a solution of a 1*H*-imidazo[4,5-*c*]quinolinol of Formula XXIII in a solvent such as DMF with sodium hydride and then adding a reagent of Formula Halide-Z-Y-R₄, Halide-Z-R₅, Halide-Z-Y-X-Y-R₄, or Halide-Z-Het. The product or pharmaceutically acceptable salt thereof can be isolated using conventional methods.

Numerous reagents of Formulas Halide-Z-Y-R₄ and Halide-Z-Het are commercially available, for example, bromo-substituted ketones, esters, and heterocycles. Other reagents of Formulas Halide-Z-Y-R₄, Halide-Z-R₅, Halide-Z-Y-X-Y-R₄, and Halide-Z-Het can be prepared using conventional synthetic methods; for example, a bromo-substituted acid halide of Formula ClC(O)-Z-Br or BrC(O)-Z-Br can be treated with a secondary amine in a suitable solvent such as dichloromethane to provide a variety of bromo-substituted amides of Formula Br-Z-C(O)-N(R₃)-R₄ or



, wherein R₃, a, b, and A' are as defined above. The reaction can be run at a sub-ambient temperature such as -25 °C, and the product can be isolated using conventional methods.

Step (9) of Reaction Scheme I can alternatively be carried out by treating a 1*H*-imidazo[4,5-*c*]quinolinol of Formula XXIII with an alcohol of Formula HO-Z-Y-R₄, HO-Z-R₅, or HO-Z-Het under Mitsunobu reaction conditions. Numerous alcohols of these formulas are commercially available, and others can be prepared using conventional synthetic methods. The reaction is conveniently carried out by adding triphenylphosphine and an alcohol of Formula HO-Z-Y-R₄, HO-Z-Het, or HO-Z-R₅, for example, 1-(2-hydroxyethyl)pyrrolidin-2-one or 1-(3-hydroxypropyl)pyrrolidin-2-one, to a solution of a 1*H*-imidazo[4,5-*c*]quinolinol of Formula XXIII in a suitable solvent such as tetrahydrofuran and then slowly adding diisopropyl azodicarboxylate or diethyl azodicarboxylate. The reaction can be carried out at ambient temperature or at a sub-ambient temperature, such as 0 °C. The product can be isolated using conventional methods.

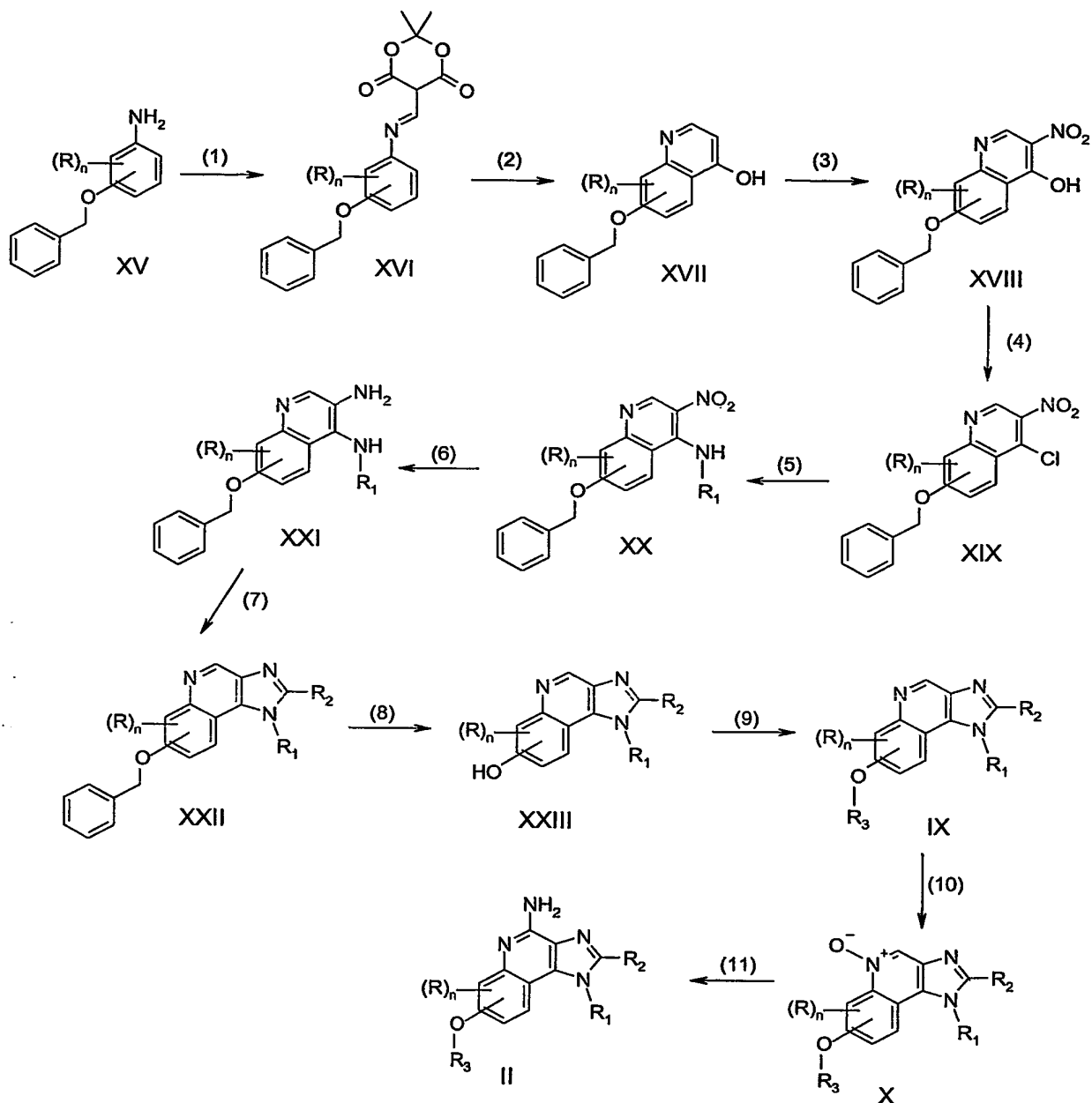
In step (10) of Reaction Scheme I, an ether-substituted 1*H*-imidazo[4,5-*c*]quinoline of Formula IX is oxidized to provide a 1*H*-imidazo[4,5-*c*]quinoline-5*N*-oxide of Formula X using a conventional oxidizing agent capable of forming *N*-oxides. The reaction is conveniently carried out by adding 3-chloroperoxybenzoic acid to a solution of a compound of Formula IX in a solvent such as dichloromethane or chloroform. The reaction can be carried out at ambient temperature, and the product can be isolated using conventional methods.

In step (11) of Reaction Scheme I, a 1*H*-imidazo[4,5-*c*]quinoline-5*N*-oxide of Formula X is aminated to provide a 1*H*-imidazo[4,5-*c*]quinolin-4-amine of Formula II. Step (11) can be carried out by the activation of an *N*-oxide of Formula X by conversion to an ester and then reacting the ester with an aminating agent. Suitable activating agents include alkyl- or arylsulfonyl chlorides such as benzenesulfonyl chloride, methanesulfonyl chloride, or *p*-toluenesulfonyl chloride. Suitable aminating agents include ammonia, in the form of ammonium hydroxide, for example, and ammonium salts such as ammonium carbonate, ammonium bicarbonate, and ammonium phosphate. The reaction is conveniently carried out by adding ammonium hydroxide to a solution of the *N*-oxide of Formula X in a suitable solvent such as dichloromethane or chloroform and then adding *p*-toluenesulfonyl chloride. The reaction can be carried out at ambient temperature. The product or pharmaceutically acceptable salt thereof can be isolated using conventional methods.

Alternatively step (11) can be carried out by the reaction of a 1*H*-imidazo[4,5-*c*]quinoline-5*N*-oxide of Formula X with trichloroacetyl isocyanate followed by base-promoted hydrolysis of the resulting intermediate to provide a 1*H*-imidazo[4,5-*c*]quinolin-4-amine of Formula II. The reaction is conveniently carried out in two steps by (i) adding trichloroacetyl isocyanate to a solution of the *N*-oxide of Formula X in a solvent such as dichloromethane and stirring at ambient temperature to provide an isolable amide intermediate. In step (ii), a solution of the intermediate in methanol is treated with a base such as sodium methoxide or ammonium hydroxide at ambient temperature. The product or pharmaceutically acceptable salt thereof can be isolated using conventional methods.

Steps (10) and (11) can alternatively be combined and carried out as a one-pot procedure by adding 3-chloroperoxybenzoic acid to a solution of a compound of Formula IX in a solvent such as dichloromethane or chloroform and then adding ammonium hydroxide and *p*-toluenesulfonyl chloride without isolating the *N*-oxide of Formula X. The product of Formula II or pharmaceutically acceptable salt thereof can be isolated using conventional methods.

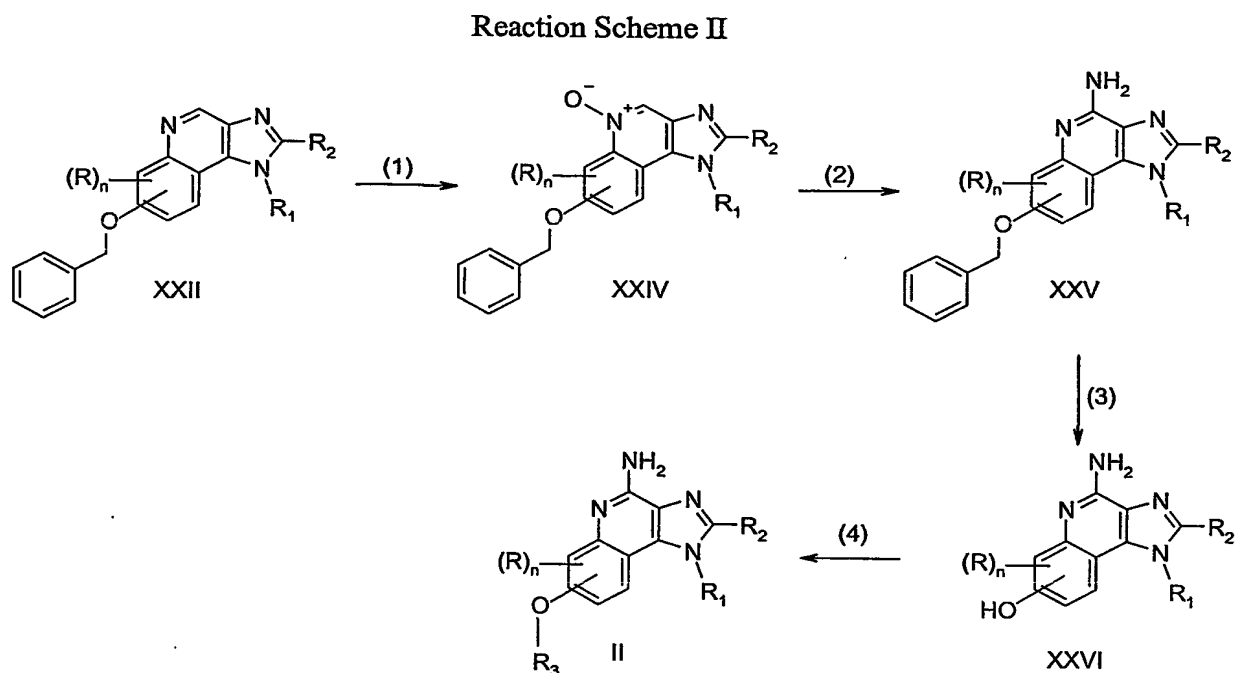
Reaction Scheme I



Compounds of the invention can also be prepared according to Reaction Scheme II, where R, R₁, R₂, R₃, and n are as defined above. In Reaction Scheme II, a benzyloxy-1*H*-imidazo[4,5-*c*]quinoline of Formula XXII is first oxidized to a benzyloxy-1*H*-imidazo[4,5-*c*]quinoline-5*N*-oxide of Formula XXIV, which is then aminated in step (2) to provide a benzyloxy-1*H*-imidazo[4,5-*c*]quinolin-4-amine of Formula XXV. In step (3) of Reaction Scheme II, the benzyl group of the benzyloxy-1*H*-imidazo[4,5-*c*]quinolin-4-amine of

Formula XXV is cleaved to provide a 1*H*-imidazo[4,5-*c*]quinolinol of Formula XXVI, which is converted in step (4) to an ether-substituted 1*H*-imidazo[4,5-*c*]quinolin-4-amine of Formula II. Steps (1), (2), (3), and (4) of Reaction Scheme II can be carried out as described for steps (10), (11), (8), and (9), respectively, of Reaction Scheme I.

5



For some embodiments, compounds shown in Reaction Scheme I can be further elaborated using conventional synthetic methods. For example, an amine of Formula R_1-NH_2 , used in step (5) of Reaction Scheme I, may be substituted by a hydroxy or second amino group, which can be further functionalized before step (6) of Reaction Scheme I. For example, a benzyloxy-3-nitroquinolin-4-amine of Formula XX, in which R_1 has an amino substituent, can react with an acid chloride of Formula $R_4C(O)Cl$, a sulfonyl chloride of Formula $R_4S(O)_2Cl$, a sulfonic anhydride of Formula $(R_4S(O)_2)_2O$, or an isocyanate of Formula $R_4N=C=O$ to provide a compound of Formula XX in which R_1 is $-X-Y-R_4$, where X and R_4 are as defined above, and Y is $-N(R_8)-Q-$, where R_8 is as defined above and Q is $-C(O)-$, $-SO_2-$, or $-C(O)-NH-$. Numerous acid chlorides, sulfonyl chlorides, sulfonic anhydrides, and isocyanates are commercially available; others can be readily prepared using known synthetic methods. The reaction can be conveniently carried out by adding the sulfonic anhydride to a solution of a benzyloxy-3-nitroquinolin-4-amine of

Formula XX, in which R₁ has an amino substituent, and a base such as triethylamine in a suitable solvent such as dichloromethane. The reaction can be carried out at ambient temperature. The product can then be treated according to steps (6) and (7) of Reaction Scheme I to provide a benzyloxy-1*H*-imidazo[4,5-*c*]quinoline of Formula XXII, which can
5 be treated as described in steps (8)-(11) of Reaction Scheme I or steps (1)-(4) of Reaction Scheme II to provide a compound of Formula II.

Amines of Formula R₁-NH₂, used in step (5) of Reaction Scheme I, may contain a protected functional group, such as a *tert*-butoxycarbonyl-protected amino group or a isopropylidene ketal-protected diol. The protecting group installed in step (5) may be
10 removed later in Reaction Scheme I or Reaction Scheme II to reveal, for example, an amino substituent or a diol on the R₁ group. An amino group introduced in this manner may be functionalized as described above, if desired.

Functional groups can also be installed at R₁ using a variety of other known methods. See, for example, U.S. Patent Nos. 4,689,338 (Gerster), 4,929,624 (Gerster et al.), 5,268,376 (Gerster), 5,389,640 (Gerster et al.), 6,331,539 (Crooks et al.), 6,451,810
15 (Coleman et al.), 6,541,485 (Crooks et al.), 6,660,747 (Crooks et al.), 6,670,372 (Charles et al.), 6,683,088 (Crooks et al.), 6,656,938 (Crooks et al.), 6,664,264 (Dellaria et al.), 6,677,349 (Griesgraber), and 6,664,260 (Charles et al.).

Synthetic transformations can be made at R₂ if, for example, the acid chloride used
20 in step (7) of Reaction Scheme I contains a protected hydroxy or amino group. Several acid chlorides of this type, for example acetoxyacetyl chloride, are commercially available. Others can be prepared by known synthetic methods. In addition, a methoxyalkylenyl group at R₂ is conveniently converted to a hydroxyalkylenyl group using conventional methods. The demethylation can be carried out by treating a compound of Formula II
25 wherein R₂ is a methoxyalkylenyl group with boron tribromide in a suitable solvent such as dichloromethane at a sub-ambient temperature such as 0 °C. For other examples of synthetic elaborations of an R₂ group, see U.S. Patent No. 5,389,640 (Gerster et al.).

Functional group transformations in an R₃ group are also possible using known synthetic methods. For example, a 1*H*-imidazo[4,5-*c*]quinoline of Formula IX in which R₃
30 is -Z-C(O)OH and Z is as defined above, can be converted to an amide of Formula IX in which R₃ is -Z-C(O)-N(R₈)-R₄,

XXVIII with a solution of iodine, triphenylphosphine, and imidazole. The reaction can be run at ambient temperature in a suitable solvent such as dichloromethane, and the product can be isolated using conventional methods.

5 In step (3) of Reaction Scheme III, a 1*H*-imidazo[4,5-*c*]quinolinol of Formula XXIII is treated with an iodoalkylcarbamate of Formula XXIX to provide an ether-substituted 1*H*-imidazo[4,5-*c*]quinoline of Formula XXX. The reaction can be carried out according to the Williamson conditions described in step (9) of Reaction Scheme I, and the product can be isolated using conventional methods.

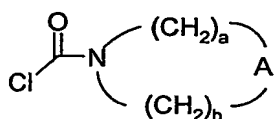
10 In steps (4) and (5) of Reaction Scheme III, a 1*H*-imidazo[4,5-*c*]quinoline of Formula XXX is oxidized to a 1*H*-imidazo[4,5-*c*]quinoline-5*N*-oxide of Formula XXXI, which is aminated to provide a 1*H*-imidazo[4,5-*c*]quinolin-4-amine of Formula XXXII, which is a subgenus Formula VII. Steps (4) and (5) of Reaction Scheme III can be carried out as described for steps (10) and (11), respectively, of Reaction Scheme I. In step (5), the preferred conditions for amination are the activation of an *N*-oxide of Formula XXXI
15 by conversion to an ester and then reacting the ester with an aminating agent. Step (5) is conveniently carried out by adding ammonium hydroxide to a solution of the *N*-oxide of Formula XXXI in a suitable solvent such as dichloromethane and then adding *p*-toluenesulfonyl chloride and stirring at ambient temperature. The product or pharmaceutically acceptable salt thereof can be isolated using conventional methods.

20 In step (6) of Reaction Scheme III, the Boc protecting group of a 1*H*-imidazo[4,5-*c*]quinolin-4-amine of Formula XXXII is removed to provide an amino-substituted 1*H*-imidazo[4,5-*c*]quinolin-4-amine of Formula XXXIII, which is a subgenus of Formula VIII. The reaction is conveniently carried out by adding a solution of hydrochloric acid in ethanol to the 1*H*-imidazo[4,5-*c*]quinolin-4-amine of Formula XXXII. The reaction can
25 be carried out at an elevated temperature, for example, the reflux temperature of the solvent. The product or pharmaceutically acceptable salt thereof can be isolated by conventional methods.

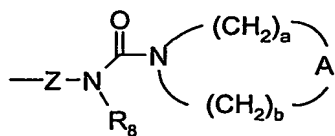
30 In step (7) of Reaction Scheme III, an amino-substituted 1*H*-imidazo[4,5-*c*]quinolin-4-amine of Formula XXXIII is converted to a 1*H*-imidazo[4,5-*c*]quinolin-1-yl compound of Formula II*d*, a subgenus of Formulas I and II, using conventional methods. For example, an amino-substituted 1*H*-imidazo[4,5-*c*]quinolin-4-amine of Formula

reaction is conveniently carried out by adding the chloroalkanesulfonyl chloride or chloroalkanoyl chloride to a solution of the amino-substituted 1*H*-imidazo[4,5-*c*]quinolin-4-amine of Formula XXXIII in a suitable solvent such as chloroform at ambient temperature. The isolable intermediate chloroalkanesulfonamide or chloroalkanamide can then be treated with a base such as 1,8-diazabicyclo[5.4.0]undec-7-ene in a suitable solvent such as DMF to effect the cyclization. The product or pharmaceutically acceptable salt thereof can be isolated using conventional methods.

Ureas of Formula IId, where R_{3a} is $-Z-N(R_8)-Q-R_4$, Q is $-C(R_6)-N(R_8)-W-$, R_6 is $=O$, R_8 is as defined above, and W is a bond, can be prepared by reacting an amino-substituted 1*H*-imidazo[4,5-*c*]quinolin-4-amine of Formula XXXIII with isocyanates of Formula $R_4N=C=O$. Numerous isocyanates of Formula $R_4N=C=O$ are commercially available; others can be readily prepared using known synthetic methods. The reaction can be conveniently carried out by adding the isocyanate of Formula $R_4N=C=O$ to a solution of the amino-substituted 1*H*-imidazo[4,5-*c*]quinolin-4-amine of Formula XXXIII in a suitable solvent such as dichloromethane or chloroform. Optionally a base such as triethylamine can be added. The reaction can be carried out at ambient temperature or a sub-ambient temperature such as 0 °C. Alternatively, a compound of Formula XXXIII can be treated with an isocyanate of Formula $R_4(CO)N=C=O$, a thioisocyanate of Formula $R_4N=C=S$, a sulfonyl isocyanate of Formula $R_4S(O)_2N=C=O$, or a carbamoyl chloride of Formula $R_4N-(R_8)-C(O)Cl$ or



to provide a compound of Formula IId, where R_{3a} is $-Z-N(R_8)-Q-R_4$ or



; wherein R_4 , A , Z , a , and b are defined as above and

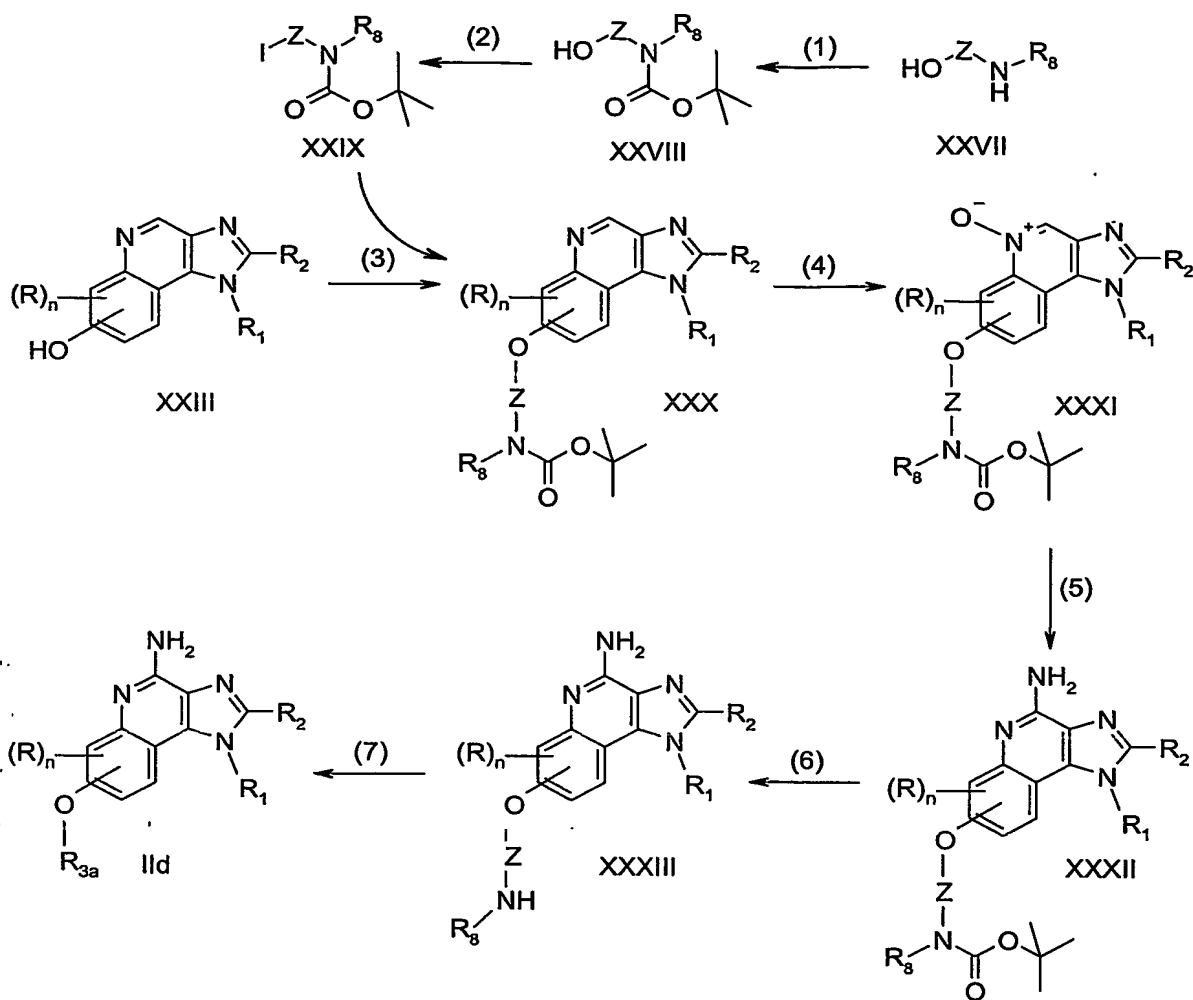
Q is $-C(R_6)-N(R_8)-W-$, where R_6 , R_8 , and W are defined as above. The product or pharmaceutically acceptable salt thereof can be isolated using conventional methods.

Sulfamides of Formula IId, where R_{3a} is $-Z-N(R_8)-Q-R_4$, Q is $-S(O)_2-N(R_8)-$, and Z , R_4 , and R_8 are as defined above, can be prepared by reacting a compound of Formula XXXIII with sulfuryl chloride to generate a sulfamoyl chloride in situ, and then reacting

the sulfamoyl chloride with an amine of formula $\text{HN}(\text{R}_8)\text{R}_4$. Alternatively, sulfamides of Formula IId can be prepared by reacting a compound of Formula XXXIII with a sulfamoyl chloride of formula $\text{R}_4(\text{R}_8)\text{N-S}(\text{O})_2\text{Cl}$. The product or a pharmaceutically acceptable salt thereof can be isolated using conventional methods. Many amines of Formula $\text{HN}(\text{R}_8)\text{R}_4$ and some sulfamoyl chlorides of formula $\text{R}_4(\text{R}_8)\text{N-S}(\text{O})_2\text{Cl}$ are commercially available; others can be prepared using known synthetic methods. The product or pharmaceutically acceptable salt thereof can be isolated using conventional methods.

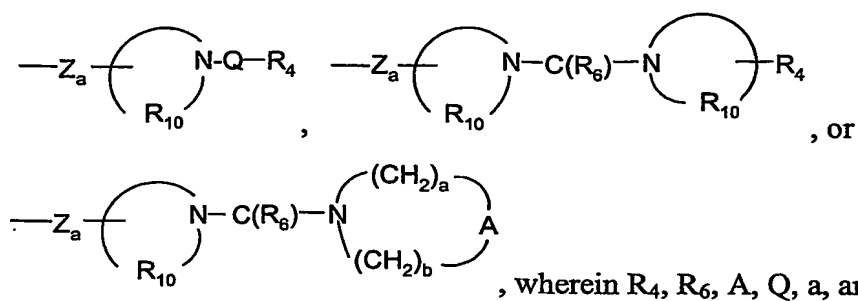
Compounds of Formula IId, wherein R_{3a} is $-\text{Z-N}(\text{R}_8)\text{-R}_4$, and Z, R_4 , and R_8 are as defined above, can be prepared by reductive alkylation of the amino-substituted 1*H*-imidazo[4,5-*c*]quinolin-4-amine of Formula XXXIII, wherein R_8 is hydrogen. The alkylation is conveniently carried out in two parts by (i) adding an aldehyde or ketone to a solution of a amino-substituted 1*H*-imidazo[4,5-*c*]quinolin-4-amine of Formula XXXIII or a salt thereof in a suitable solvent such as DMF in the presence of a base such as *N,N*-diisopropylethylamine. In part (ii) the reduction is carried out by adding a suitable reducing agent such as the borane-pyridine complex. Both part (i) and part (ii) can be carried out at ambient temperature, and the product or pharmaceutically acceptable salt thereof can be isolated using conventional methods. In compounds of Formula XXXIII, wherein R_8 is hydrogen, it is convenient to carry out the reductive alkylation followed by reaction with an acid chloride, sulfonyl chloride, sulfonic anhydride, isocyanate, or carbamoyl chloride as described above to provide a compound of Formula IId, wherein R_{3a} is $-\text{Z-N}(\text{R}_8)\text{-Q-R}_4$, wherein Z, R_4 , R_8 , and Q are as defined above.

Reaction Scheme III



5

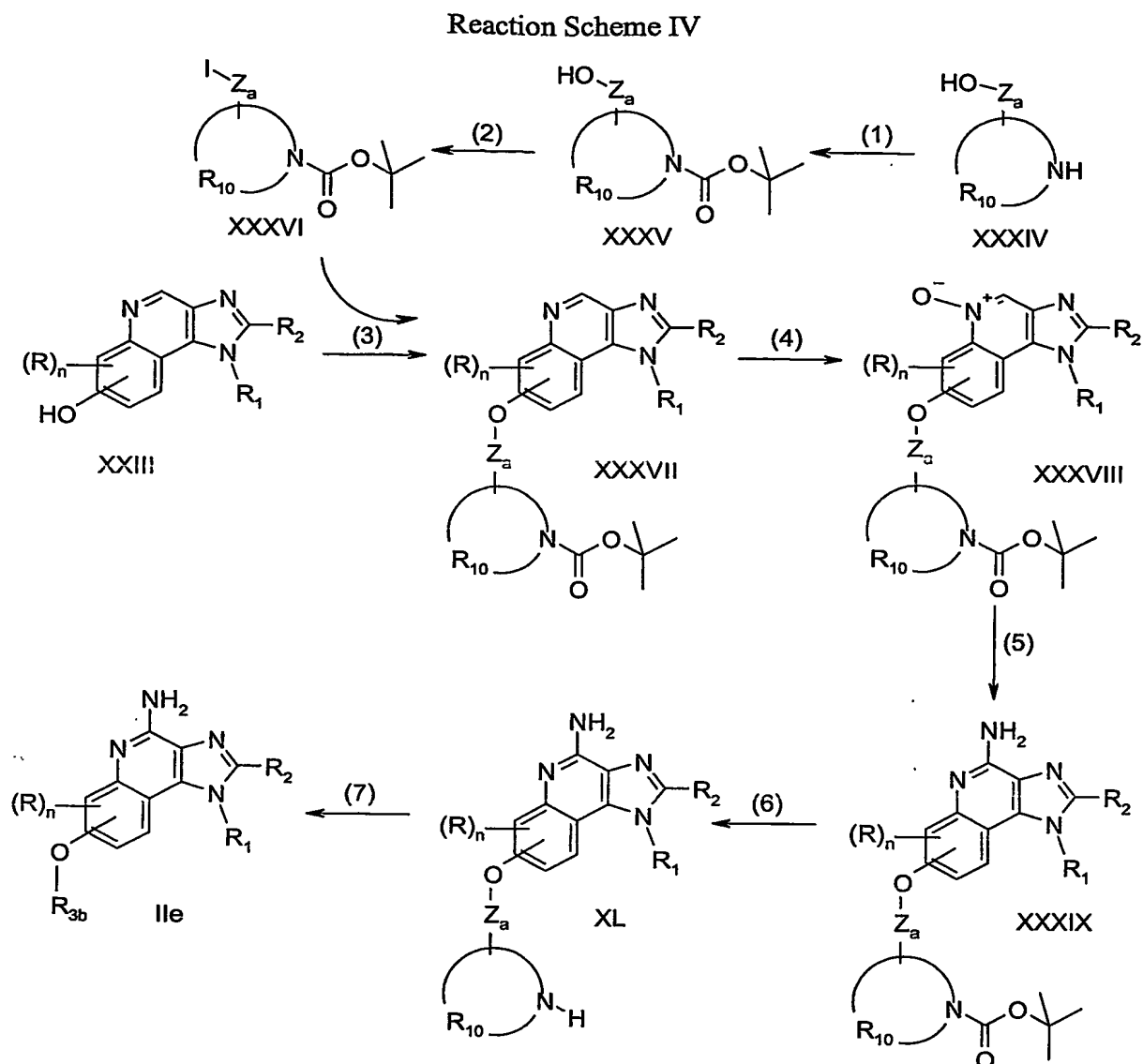
Compounds of the invention can be prepared according to Reaction Scheme IV, where R, R₁, R₂, R₁₀, and n are as defined above; Z_a is selected from the group consisting of a bond, alkylene, alkenylene, and alkynylene wherein alkylene, alkenylene, and alkynylene can be optionally interrupted with one or more -O- groups; R_{3b} is



above. Steps (1) through (7) of Reaction Scheme IV can be run as described in steps (1) through (7) of Reaction Scheme III to provide compounds of Formula IIe, a subgenus of Formulas I and II.

Alternatively, a compound of Formula XXXV can react with a 1*H*-imidazo[4,5-*c*]quinolinol of Formula XXIII under the Mitsunobu reaction conditions described in step (9) of Reaction Scheme I. For example, combining a 1*H*-imidazo[4,5-*c*]quinolinol of Formula XXIII, triphenylphosphine, and *tert*-butyl 4-hydroxy-1-piperidinecarboxylate in THF at 5 °C or ambient temperature and slowly adding diisopropyl azodicarboxylate provides a compound of Formula XXXVII wherein Z_a is a bond and R₁₀ is pentylene.

The oxidation in step (4) of Reaction Scheme IV can be carried out according to the reaction conditions described in step (10) of Reaction Scheme I or by heating a solution of a compound of Formula XXXVII in a suitable solvent such as ethyl acetate with peracetic acid at a temperature such as 50 °C and then adding sodium metabisulfate. The product can be isolated using conventional methods. Steps (5) through (7) of Reaction Scheme IV can then be used to provide a compound of Formula IIe.



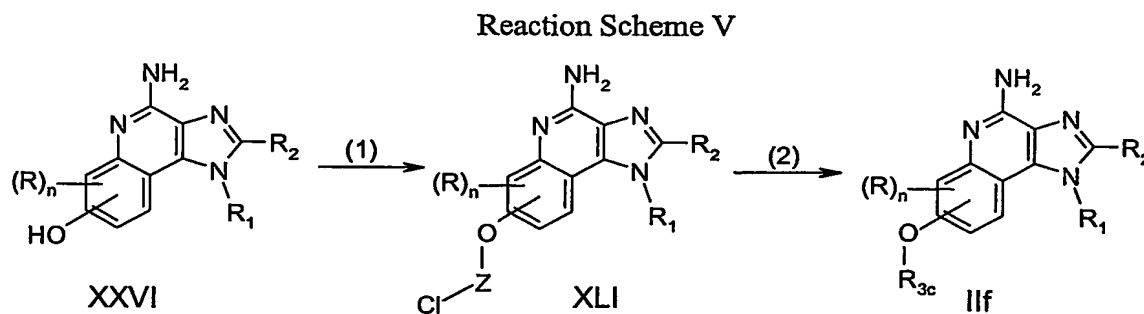
5 Compounds of the invention can also be prepared according to Reaction Scheme V, wherein R, R₁, R₂, and n are as defined above; Z is selected from the group consisting of alkylene, alkenylene, and alkynylene wherein alkylene, alkenylene, and alkynylene can be optionally interrupted with one or more -O- groups; and R_{3c} is -Z-Het, -Z-Het'-R₄, or -Z-Het'-Y-R₄, wherein Het or Het' is attached to Z at a nitrogen atom.

10 In step (1) of Reaction Scheme V, a 1H-imidazo[4,5-c]quinolinol of Formula XXVI is treated with a dihalide of Formula I-Z-Cl or Br-Z-Cl using the Williamson conditions described in step (9) of Reaction Scheme I to provide a chloro-substituted

compound of Formula XLI, a subgenus of Formulas I and II. The product or pharmaceutically acceptable salt thereof can be isolated using conventional methods.

In step (2) of Reaction Scheme V, a chloro-substituted compound of Formula XLI is treated with a cyclic secondary amine to provide a compound of Formula II_f, a subgenus of Formulas I and II. Many cyclic secondary amines are commercially available, such as unsubstituted or substituted aziridines, pyrrolidines, piperidines, morpholines, thiazolidines, thiomorpholines, piperazines, azepanes, diazepanes, dihydroisoquinolines, octahydroisoquinolines, dihydroquinolines, octahydroquinolines, and dihydroimidazoles; others can be prepared using conventional methods. The reaction is conveniently carried out by adding a cyclic secondary amine to a compound of Formula XLI in a suitable solvent such as DMF. The reaction is conveniently carried out in the presence of a base such as potassium carbonate at an elevated temperature such as 65 °C. The product of Formula II_f or a pharmaceutically acceptable salt thereof can be isolated by conventional methods.

Compounds of Formula II_f are also prepared from 1*H*-imidazo[4,5-*c*]quinolinols of Formula XXIII, shown in Reaction Scheme I. A 1*H*-imidazo[4,5-*c*]quinolinol of Formula XXIII is first treated with a dihalide of Formula I-Z-Cl or Br-Z-Cl according to step (1) of Reaction Scheme V. The product is then oxidized and aminated according to the methods described in steps (10) and (11) of Reaction Scheme I to provide a compound of Formula XLI, which is then treated with a cyclic secondary amine as described in step (2) of Reaction Scheme V to provide a compound of Formula II_f. The product or pharmaceutically acceptable salt thereof can be isolated by conventional methods.



Pharmaceutical Compositions and Biological Activity

Pharmaceutical compositions of the invention contain a therapeutically effective amount of a compound or salt of the invention as described above in combination with a pharmaceutically acceptable carrier.

The terms "a therapeutically effective amount" and "effective amount" mean an amount of the compound or salt sufficient to induce a therapeutic or prophylactic effect, such as cytokine induction, immunomodulation, antitumor activity, and/or antiviral activity. Although the exact amount of active compound or salt used in a pharmaceutical composition of the invention will vary according to factors known to those of skill in the art, such as the physical and chemical nature of the compound or salt, the nature of the carrier, and the intended dosing regimen, it is anticipated that the compositions of the invention will contain sufficient active ingredient to provide a dose of about 100 nanograms per kilogram (ng/kg) to about 50 milligrams per kilogram (mg/kg), preferably about 10 micrograms per kilogram ($\mu\text{g/kg}$) to about 5 mg/kg, of the compound or salt to the subject. A variety of dosage forms may be used, such as tablets, lozenges, capsules, parenteral formulations, syrups, creams, ointments, aerosol formulations, transdermal patches, transmucosal patches and the like.

The compounds or salts of the invention can be administered as the single therapeutic agent in the treatment regimen, or the compounds or salts of the invention may be administered in combination with one another or with other active agents, including additional immune response modifiers, antivirals, antibiotics, antibodies, proteins, peptides, oligonucleotides, etc.

Compounds or salts of the invention have been shown to induce or inhibit the production of certain cytokines in experiments performed according to the tests set forth below. These results indicate that the compounds or salts are useful as immune response modifiers that can modulate the immune response in a number of different ways, rendering them useful in the treatment of a variety of disorders.

Cytokines whose production may be induced by the administration of compounds or salts of the invention generally include interferon- α (IFN- α) and/or tumor necrosis factor- α (TNF- α) as well as certain interleukins (IL). Cytokines whose biosynthesis may be induced by compounds or salts of the invention include IFN- α , TNF- α , IL-1, IL-6, IL-10

and IL-12, and a variety of other cytokines. Among other effects, these and other cytokines can inhibit virus production and tumor cell growth, making the compounds or salts useful in the treatment of viral diseases and neoplastic diseases. Accordingly, the invention provides a method of inducing cytokine biosynthesis in an animal comprising administering an effective amount of a compound or salt or composition of the invention to the animal. The animal to which the compound or salt or composition is administered for induction of cytokine biosynthesis may have a disease as described *infra*, for example a viral disease or a neoplastic disease, and administration of the compound or salt may provide therapeutic treatment. Alternatively, the compound or salt may be administered to the animal prior to the animal acquiring the disease so that administration of the compound or salt may provide a prophylactic treatment.

In addition to the ability to induce the production of cytokines, compounds or salts of the invention can affect other aspects of the innate immune response. For example, natural killer cell activity may be stimulated, an effect that may be due to cytokine induction. The compounds or salts may also activate macrophages, which in turn stimulate secretion of nitric oxide and the production of additional cytokines. Further, the compounds or salts may cause proliferation and differentiation of B-lymphocytes.

Compounds or salts of the invention can also have an effect on the acquired immune response. For example, the production of the T helper type 1 (T_H1) cytokine IFN- γ may be induced indirectly and the production of the T helper type 2 (T_H2) cytokines IL-4, IL-5, and IL-13 may be inhibited upon administration of the compounds or salts.

Other cytokines whose production may be inhibited by the administration of compounds or salts of the invention include tumor necrosis factor- α (TNF- α). Among other effects, inhibition of TNF- α production can provide prophylaxis or therapeutic treatment of TNF- α mediated diseases in animals, making the compounds or salt useful in the treatment of, for example, autoimmune diseases. Accordingly, the invention provides a method of inhibiting TNF- α biosynthesis in an animal comprising administering an effective amount of a compound or salt or composition of the invention to the animal. The animal to which the compound or salt or composition is administered for inhibition of TNF- α biosynthesis may have a disease as described *infra*, for example an autoimmune disease, and administration of the compound or salt may provide therapeutic treatment.

Alternatively, the compound or salt may be administered to the animal prior to the animal acquiring the disease so that administration of the compound or salt may provide a prophylactic treatment.

Whether for prophylaxis or therapeutic treatment of a disease, and whether for effecting innate or acquired immunity, the compound or salt or composition may be administered alone or in combination with one or more active components as in, for example, a vaccine adjuvant. When administered with other components, the compound or salt and other component or components may be administered separately; together but independently such as in a solution; or together and associated with one another such as (a) covalently linked or (b) non-covalently associated, e.g., in a colloidal suspension.

Conditions for which IRMs identified herein may be used as treatments include, but are not limited to:

(a) viral diseases such as, for example, diseases resulting from infection by an adenovirus, a herpesvirus (e.g., HSV-I, HSV-II, CMV, or VZV), a poxvirus (e.g., an orthopoxvirus such as variola or vaccinia, or molluscum contagiosum), a picornavirus (e.g., rhinovirus or enterovirus), an orthomyxovirus (e.g., influenzavirus), a paramyxovirus (e.g., parainfluenzavirus, mumps virus, measles virus, and respiratory syncytial virus (RSV)), a coronavirus (e.g., SARS), a papovavirus (e.g., papillomaviruses, such as those that cause genital warts, common warts, or plantar warts), a hepadnavirus (e.g., hepatitis B virus), a flavivirus (e.g., hepatitis C virus or Dengue virus), or a retrovirus (e.g., a lentivirus such as HIV);

(b) bacterial diseases such as, for example, diseases resulting from infection by bacteria of, for example, the genus *Escherichia*, *Enterobacter*, *Salmonella*, *Staphylococcus*, *Shigella*, *Listeria*, *Aerobacter*, *Helicobacter*, *Klebsiella*, *Proteus*, *Pseudomonas*, *Streptococcus*, *Chlamydia*, *Mycoplasma*, *Pneumococcus*, *Neisseria*, *Clostridium*, *Bacillus*, *Corynebacterium*, *Mycobacterium*, *Campylobacter*, *Vibrio*, *Serratia*, *Providencia*, *Chromobacterium*, *Brucella*, *Yersinia*, *Haemophilus*, or *Bordetella*;

(c) other infectious diseases, such chlamydia, fungal diseases including but not limited to candidiasis, aspergillosis, histoplasmosis, cryptococcal meningitis, or parasitic diseases including but not limited to malaria, pneumocystis carinii pneumonia, leishmaniasis, cryptosporidiosis, toxoplasmosis, and trypanosome infection;

(d) neoplastic diseases, such as intraepithelial neoplasias, cervical dysplasia, actinic keratosis, basal cell carcinoma, squamous cell carcinoma, renal cell carcinoma, Kaposi's sarcoma, melanoma, leukemias including but not limited to myelogenous leukemia, chronic lymphocytic leukemia, multiple myeloma, non-Hodgkin's lymphoma, cutaneous T-cell lymphoma, B-cell lymphoma, and hairy cell leukemia, and other cancers;

(e) T_H2-mediated, atopic diseases, such as atopic dermatitis or eczema, eosinophilia, asthma, allergy, allergic rhinitis, and Ommen's syndrome;

(f) certain autoimmune diseases such as systemic lupus erythematosus, essential thrombocythaemia, multiple sclerosis, discoid lupus, alopecia areata; and

(g) diseases associated with wound repair such as, for example, inhibition of keloid formation and other types of scarring (e.g., enhancing wound healing, including chronic wounds).

Additionally, an IRM compound or salt of the present invention may be useful as a vaccine adjuvant for use in conjunction with any material that raises either humoral and/or cell mediated immune response, such as, for example, live viral, bacterial, or parasitic immunogens; inactivated viral, tumor-derived, protozoal, organism-derived, fungal, or bacterial immunogens, toxoids, toxins; self-antigens; polysaccharides; proteins; glycoproteins; peptides; cellular vaccines; DNA vaccines; autologous vaccines; recombinant proteins; and the like, for use in connection with, for example, BCG, cholera, plague, typhoid, hepatitis A, hepatitis B, hepatitis C, influenza A, influenza B, parainfluenza, polio, rabies, measles, mumps, rubella, yellow fever, tetanus, diphtheria, hemophilus influenza b, tuberculosis, meningococcal and pneumococcal vaccines, adenovirus, HIV, chicken pox, cytomegalovirus, dengue, feline leukemia, fowl plague, HSV-1 and HSV-2, hog cholera, Japanese encephalitis, respiratory syncytial virus, rotavirus, papilloma virus, yellow fever, and Alzheimer's Disease.

Certain IRM compounds or salts of the present invention may be particularly helpful in individuals having compromised immune function. For example, certain compounds or salts may be used for treating the opportunistic infections and tumors that occur after suppression of cell mediated immunity in, for example, transplant patients, cancer patients and HIV patients.

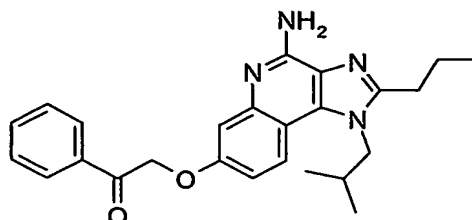
Thus, one or more of the above diseases or types of diseases, for example, a viral disease or a neoplastic disease may be treated in an animal in need thereof (having the disease) by administering a therapeutically effective amount of a compound or salt of the invention to the animal.

5 An amount of a compound or salt effective to induce or inhibit cytokine biosynthesis is an amount sufficient to cause one or more cell types, such as monocytes, macrophages, dendritic cells and B-cells to produce an amount of one or more cytokines such as, for example, IFN- α , TNF- α , IL-1, IL-6, IL-10 and IL-12 that is increased (induced) or decreased (inhibited) over a background level of such cytokines. The precise amount will vary according to factors known in the art but is expected to be a dose of 10 about 100 ng/kg to about 50 mg/kg, preferably about 10 μ g/kg to about 5 mg/kg. The invention also provides a method of treating a viral infection in an animal and a method of treating a neoplastic disease in an animal comprising administering an effective amount of a compound or salt or composition of the invention to the animal. An amount effective to 15 treat or inhibit a viral infection is an amount that will cause a reduction in one or more of the manifestations of viral infection, such as viral lesions, viral load, rate of virus production, and mortality as compared to untreated control animals. The precise amount that is effective for such treatment will vary according to factors known in the art but is expected to be a dose of about 100 ng/kg to about 50 mg/kg, preferably about 10 μ g/kg to 20 about 5 mg/kg. An amount of a compound or salt effective to treat a neoplastic condition is an amount that will cause a reduction in tumor size or in the number of tumor foci. Again, the precise amount will vary according to factors known in the art but is expected to be a dose of about 100 ng/kg to about 50 mg/kg, preferably about 10 μ g/kg to about 5 mg/kg.

25 Objects and advantages of this invention are further illustrated by the following examples, but the particular materials and amounts thereof recited in these examples, as well as other conditions and details, should not be construed to unduly limit this invention.

EXAMPLES

Example 1

2-(4-Amino-1-(2-methylpropyl)-2-propyl-1*H*-imidazo[4,5-*c*]quinolin-7-yloxy)-1-phenylethanone

5

Part A

A mixture of triethyl orthoformate (92 mL, 0.55 mol) and 2,2-dimethyl-[1,3]-dioxane-4,6-dione (75.3 g, 0.522 mol) (Meldrum's acid) was heated at 55 °C for 90 minutes and then cooled to 45 °C. A solution of 3-benzyloxyaniline (100.2 g, 0.5029 mol) in methanol (200 mL) was slowly added to the reaction over a period 45 minutes while maintaining the reaction temperature below 50 °C. The reaction was then heated at 45 °C for one hour, allowed to cool to room temperature, and stirred overnight. The reaction mixture was cooled to 1 °C, and the product was isolated by filtration and washed with cold ethanol (~400 mL) until the filtrate was colorless. 5-[(3-benzyloxy)phenylimino]methyl}-2,2-dimethyl-[1,3]-dioxane-4,6-dione (170.65 g) was isolated as a tan, powdery solid.

15

¹H NMR (300 MHz, DMSO-*d*₆) δ 11.21 (d, *J* = 14.2 Hz, 1H), 8.61 (d, *J* = 14.2 Hz, 1H), 7.49-7.30 (m, 7H), 7.12 (dd, *J* = 8.1, 1.96 Hz, 1H), 6.91 (dd, *J* = 8.4, 2.1 Hz, 1H), 5.16 (s, 2H), 1.68 (s, 6H).

20

Part B

A mixture of 5-[(3-benzyloxy)phenylimino]methyl}-2,2-dimethyl-[1,3]-dioxane-4,6-dione (170.65 g, 0.483 mol) and DOWTHERM A heat transfer fluid (800 mL) was heated to 100 °C and then slowly added to a flask containing DOWTHERM A heat transfer fluid (1.3 L, heated at 210 °C) over a period of 40 minutes. During the addition, the reaction temperature was not allowed to fall below 207 °C. Following the addition, the reaction was stirred at 210 °C for one hour, and then allowed to cool to ambient temperature. A precipitate formed, which was isolated by filtration, washed with diethyl

25

ether (1.7 L) and acetone (0.5 L), and dried in an oven to provide 76.5 g of 7-benzyloxyquinolin-4-ol as a tan powder.

¹H NMR (300 MHz, DMSO-*d*₆) δ 11.53 (s, 1H), 7.99 (dd, *J* = 7.4, 2.4 Hz, 1H), 7.79 (d, *J* = 7.4 Hz, 1H), 7.50-7.32 (m, 5H), 7.00 (s, 1H), 6.98 (dd, *J* = 7.4, 2.5 Hz, 1H), 5.93 (d, *J* = 7.5 Hz, 1H), 5.20 (s, 2H).

Part C

A mixture of 7-benzyloxyquinolin-4-ol (71.47 g, 0.2844 mol) and propionic acid (700 mL) was heated to 125 °C with vigorous stirring. Nitric acid (23.11 mL of 16 M) was slowly added over a period of 30 minutes while maintaining the reaction temperature between 121 °C and 125 °C. After the addition, the reaction was stirred at 125 °C for 1 hour then allowed to cool to ambient temperature. The resulting solid was isolated by filtration, washed with water, and dried in an oven for 1.5 days to provide 69.13 g of 7-benzyloxy-3-nitroquinolin-4-ol as a grayish powder.

¹H NMR (300 MHz, DMSO-*d*₆) δ 12.77 (s, 1H), 9.12 (s, 1H), 8.17 (dd, *J* = 6.3, 3.3 Hz, 1H), 7.51-7.33 (m, 5H), 7.21-7.17 (m, 2H), 5.25 (s, 2H).

Part D

N,N-Dimethylformamide (100 mL) (DMF) was cooled to 0 °C, and phosphorous oxychloride (27.5 mL, 0.295 mol) was added dropwise. The resulting solution was stirred for 25 minutes and then added dropwise to a mixture of 7-benzyloxy-3-nitroquinolin-4-ol (72.87 g, 0.2459 mol) in DMF (400 mL). Following the addition, the reaction was heated at 100 °C for 5 minutes, cooled to ambient temperature, and poured into ice water with stirring. A tan precipitate formed, which was isolated by filtration and dissolved in dichloromethane. The resulting solution was dried over magnesium sulfate, filtered, and concentrated under reduced pressure to yield 72.9 g of 7-benzyloxy-4-chloro-3-nitroquinoline as a light brown solid.

¹H NMR (300 MHz, DMSO-*d*₆) δ 9.34 (s, 1H), 8.36 (d, *J* = 8.7 Hz, 1H), 7.71 (d, *J* = 2.4 Hz, 1H), 7.66 (dd, *J* = 9.3, 2.4 Hz, 1H), 7.56-7.51 (m, 2H), 7.46-7.34 (m, 3H), 5.40 (s, 2H).

Part E

Triethylamine (38.6 mL, 0.277 mol) was added to a solution of 7-benzyloxy-4-chloro-3-nitroquinoline (72.9 g, 0.232 mol) in dichloromethane (1200 mL). Isobutylamine

(25.24 mL, 0.2540 mol) was then added, and the reaction mixture was stirred for 18 hours at ambient temperature. The reaction mixture was diluted with dichloromethane, washed sequentially with water (2 x) and brine, dried over anhydrous sodium sulfate, filtered, and concentrated under reduced pressure to yield 67.4 g of (7-benzyloxy-3-nitroquinolin-4-yl)(2-methylpropyl)amine as a brown solid.

¹H NMR (300 MHz, DMSO-*d*₆) δ 9.29 (t, *J* = 4.8 Hz, 1H), 9.07 (s, 1H), 8.42 (d, *J* = 9.4 Hz, 1H), 7.53-7.49 (m, 2H), 7.45-7.32 (m, 4H), 7.27 (dd, *J* = 9.3, 2.6 Hz, 1H), 5.32 (s, 2H), 3.60 (t, *J* = 6.0 Hz, 2H), 2.00 (septet, *J* = 6.7 Hz, 1H), 0.96 (d, *J* = 6.3 Hz, 6H).

Part F

Sodium borohydride (29.0 g, 0.767 mol) was added in small portions to a solution of nickel(II)chloride (22.8 g, 0.096 mol) in methanol (1.25 L). A solution of (7-benzyloxy-3-nitroquinolin-4-yl)(2-methylpropyl)amine (67.4 g, 0.192 mol) in methanol (300 mL) and dichloromethane (300 mL) was added to the resulting mixture. A precipitate was present and was dissolved by the addition of dichloromethane (500 mL). Additional sodium borohydride (~10 g) was added in small portions until the (7-benzyloxy-3-nitroquinolin-4-yl)(2-methylpropyl)amine was consumed. The reaction mixture was filtered through a layer of CELITE filter aid, and the filter cake was washed with 50:50 dichloromethane:methanol. The filtrate was concentrated under reduced pressure, and the black, oily residue was treated with water and dichloromethane. The organic solution was washed with water and brine, dried over magnesium sulfate, and filtered. The filtrate was treated with activated charcoal, filtered, and concentrated under reduced pressure to yield 55.4 g of 7-benzyloxy-*N*⁴-(2-methylpropyl)quinoline-3,4-diamine a brown semi-solid.

¹H NMR (300 MHz, DMSO-*d*₆) δ 8.26 (s, 1H), 7.94 (d, *J* = 9.4 Hz, 1H), 7.51-7.48 (m, 2H), 7.43-7.30 (m, 3H), 7.21 (d, *J* = 3.2 Hz, 1H), 7.10 (dd, *J* = 9.5, 2.4 Hz, 1H), 5.18 (s, 2H), 4.92 (t, *J* = 7.0 Hz, 1H), 4.70 (s, 2H), 3.04 (t, *J* = 6.9 Hz, 2H), 1.75 (septet, *J* = 6.8 Hz, 1H), 0.89 (d, *J* = 6.3 Hz, 6H).

Part G

Trimethyl orthobutyrate (29.75 mL, 0.1859 mol) was added in three portions to a solution of 7-benzyloxy-*N*⁴-(2-methylpropyl)quinoline-3,4-diamine (54.6 g, 0.170 mol) in toluene (795 mL). Pyridine hydrochloride (1.96 g) was then added, and the reaction was heated at 105 °C and stirred for four hours. Additional trimethyl orthobutyrate (7 mL, 40

mmol) was then added, and the reaction was stirred for three hours. The reaction was allowed to cool to ambient temperature, and the solvent was removed under reduced pressure. The oily residue was treated with chloroform, which was removed under reduced pressure to remove residual toluene, and then again diluted with chloroform (1.2 L). The resulting solution was washed sequentially with 5% aqueous sodium bicarbonate, water, and brine; dried over magnesium sulfate; filtered; and concentrated under reduced pressure to yield 60.3 g of 7-benzyloxy-1-(2-methylpropyl)-2-propyl-1*H*-imidazo[4,5-*c*]quinoline as an oily brown solid, containing a small amount of toluene (0.93 equivalents).

¹H NMR (300 MHz, DMSO-*d*₆) δ 9.15 (s, 1H), 8.25 (d, *J* = 8.8 Hz, 1H), 7.68 (d, *J* = 2.6 Hz, 1H), 7.53-7.12 (m, 6H), 5.31 (s, 2H), 4.42 (d, *J* = 7.5 Hz, 2H), 2.94 (t, *J* = 7.5 Hz, 2H), 2.25-2.09 (m, 1H), 1.90 (sextet, *J* = 7.4 Hz, 2H), 1.04 (t, *J* = 7.5 Hz, 3H), 0.89 (d, *J* = 6.3 Hz, 6H).

Part H

3-Chloroperoxybenzoic acid (60% pure, 22.9 g, 79.6 mmol) (mCPBA) was added in portions to a solution of 7-benzyloxy-1-(2-methylpropyl)-2-propyl-1*H*-imidazo[4,5-*c*]quinoline (27.0 g, 72.3 mmol) in dichloromethane (1 L), and the reaction was stirred for 30 minutes. Water (1 L) was added, and the resulting mixture was stirred for 30 minutes. The organic layer was washed with 1% aqueous sodium carbonate (2 x 200 mL), dried over magnesium sulfate, filtered, and concentrated under reduced pressure.

Part I

The material from Part H was dissolved in dichloromethane (800 mL), and concentrated ammonium hydroxide (300 mL) was added. *p*-Toluenesulfonyl chloride (16.6 g, 86.8 mmol) was added in small portions to the resulting mixture, and the reaction was stirred for 30 minutes and then diluted with water. The organic layer was dried over magnesium sulfate, filtered, and concentrated under reduced pressure. The crude product was recrystallized from acetonitrile to provide 21.4 g of 7-benzyloxy-1-(2-methylpropyl)-2-propyl-1*H*-imidazo[4,5-*c*]quinolin-4-amine as feathery, off-white crystals, mp 206.2-208.2 °C.

¹H NMR (300 MHz, DMSO-*d*₆) δ 7.87 (d, *J* = 9.1 Hz, 1H), 7.52-7.28 (m, 5H), 7.12 (d, *J* = 2.4 Hz, 1H), 6.97 (dd, *J* = 8.9, 2.8 Hz, 1H), 6.38 (s, 2H), 5.20 (s, 2H), 4.28 (d, *J* = 6.8

Hz, 2H), 2.86 (t, $J = 7.5$ Hz, 2H), 2.21-2.08 (m, 1H), 1.83 (sextet, $J = 7.3$ Hz, 2H), 1.01 (t, $J = 7.5$ Hz, 3H), 0.91 (d, $J = 7.0$ Hz, 6H).

Part J

7-Benzyloxy-1-(2-methylpropyl)-2-propyl-1*H*-imidazo[4,5-*c*]quinolin-4-amine
5 (21.4 g, 55.1 mmol) was dissolved in refluxing ethanol (2 L), and 10% palladium on carbon (5.4 g, 5.1 mmol) was added to the warm solution. The reaction was placed under hydrogen pressure (50 psi, 3.4×10^5 Pa) overnight. The catalyst was removed by filtration and washed with hot ethanol (500 mL) and methanol (400 mL). The filtrate was concentrated under reduced pressure to yield 14.5 g of an off-white solid. A small portion
10 of the solid was recrystallized from 2-propanol to provide 4-amino-1-(2-methylpropyl)-2-propyl-1*H*-imidazo[4,5-*c*]quinolin-7-ol as white crystals, mp > 265 °C.

¹H NMR (300 MHz, DMSO-*d*₆) δ 9.44 (br s, 1H), 7.78 (d, $J = 8.9$ Hz, 1H), 6.95 (d, $J = 2.5$ Hz, 1H), 6.79 (dd, $J = 8.9, 2.6$ Hz, 1H), 6.29 (br s, 2H), 4.26 (d, $J = 7.4$ Hz, 2H), 2.84 (t, $J = 7.4$ Hz, 2H), 2.14 (septet, $J = 6.7$ Hz, 1H), 1.88-1.77 (m, 2H), 1.01 (t, $J = 7.3$ Hz, 3H),
15 0.91 (d, $J = 6.6$ Hz, 6H);

¹³C NMR (75 MHz, DMSO-*d*₆) δ 156.1, 152.3, 151.9, 146.9, 133.1, 126.5, 121.2, 111.9, 109.9, 108.4, 51.3, 28.8, 28.7, 21.0, 19.3, 13.9;

MS (APCI) m/z 299 (M+H)⁺;

Anal. Calcd. for C₁₇H₂₂N₄O: %C, 68.43; %H, 7.43; %N, 18.78. Found: %C, 68.38; %H, 7.27; %N, 18.74.

Part K

A warm solution of 4-amino-1-(2-methylpropyl)-2-propyl-1*H*-imidazo[4,5-*c*]quinolin-7-ol (266 mg, 0.891 mmol) in DMF (20 mL) was cooled to approximately 0 °C. Solid cesium carbonate (580 mg, 1.78 mmol) was added. After ten minutes, 2-bromoacetophenone (186 mg, 0.935 mmol) was added in one portion, and the reaction was
25 allowed to warm to room temperature and was stirred overnight. An analysis by high-performance liquid chromatography (HPLC) indicated the presence of starting material. Additional 2-bromoacetophenone was added, and the reaction was stirred for six hours. The reaction was poured into deionized water (200-300 mL) and stirred for 15 hours. The
30 resulting precipitate was isolated by filtration and purified by column chromatography on silica gel (eluting with chloroform:methanol ranging in ratios from 99.5:0.5 to 98:2). The

product was then recrystallized from acetonitrile, isolated by filtration, and dried overnight under high vacuum to provide 222 mg of 2-(4-amino-1-(2-methylpropyl)-2-propyl-1*H*-imidazo[4,5-*c*]quinolin-7-yloxy)-1-phenylethanone as white crystals, mp 178.0-180.0 °C.

¹H NMR (300 MHz, DMSO-*d*₆) δ 8.04-8.00 (m, 2H), 7.81 (d, *J* = 9.1 Hz, 1H), 7.65-7.59 (m, 1H), 7.54-7.48 (m, 2H), 7.23 (d, *J* = 2.7 Hz, 1H), 7.12 (dd, *J* = 9.0, 2.7 Hz, 1H), 5.42 (s, 2H), 5.36 (br s, 2H), 4.20 (d, *J* = 7.5 Hz, 2H), 2.86 (t, *J* = 7.9 Hz, 2H), 2.34 (septet, *J* = 6.8 Hz, 1H), 1.97-1.87 (m, 2H), 1.08 (t, *J* = 7.4 Hz, 3H), 1.00 (d, *J* = 6.7 Hz, 6H);

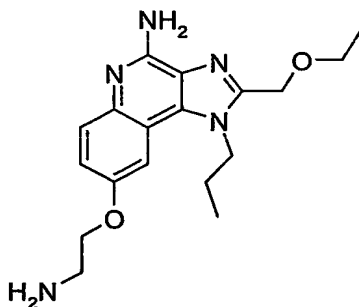
¹³C NMR (75 MHz, DMSO-*d*₆) δ 193.7, 156.9, 153.1, 151.4, 146.3, 134.5, 133.8, 133.7, 128.8, 127.9, 125.7, 121.0, 113.4, 110.4, 108.5, 70.4, 52.4, 29.6, 29.0, 21.4, 19.7, 14.0;

MS (APCI) *m/z* 417 (M+H)⁺;

Anal. Calcd. for C₂₅H₂₈N₄O₂: %C, 72.09; %H, 6.78; %N, 13.45. Found: %C, 71.89; %H, 6.58; %N, 13.24.

Example 2

8-(2-Aminoethoxy)-2-ethoxymethyl-1-propyl-1*H*-imidazo[4,5-*c*]quinolin-4-amine



Part A

The general procedure described in Part A of Example 1 was used with the following modification. A solution of 4-benzyloxyaniline (100 g, 0.5 mol) in methanol (150 mL) was used in lieu of a solution of 3-benzyloxyaniline. The addition of this solution was carried out over a period of one hour while maintaining the temperature between 57-60 °C. The reaction product, 5-[[[(4-benzyloxy)phenylimino]]methyl]-2,2-dimethyl-[1,3]-dioxane-4,6-dione (136.7 g) was isolated as a yellow powder.

¹H NMR (300 MHz, DMSO-*d*₆) δ 11.23 (d, *J* = 15.2 Hz, 1H), 8.46 (d, *J* = 14.3 Hz, 1H), 7.53-7.30 (m, 7H), 7.10-7.04 (m, 2H), 5.13 (s, 2H), 1.66 (s, 6H).

Part B

A solution of 5-[[[4-benzyloxy)phenylimino]methyl]-2,2-dimethyl-[1,3]-dioxane-4,6-dione (127.2 g, 0.360 mol) and DOWTHERM A heat transfer fluid (500 mL) was heated to 100 °C and then slowly added to a flask containing DOWTHERM A heat transfer fluid (1 L, heated at 250 °C) over a period of 90 minutes. During the addition, the reaction temperature was not allowed to fall below 245 °C. Following the addition, the reaction was stirred at 250 °C for 30 minutes, and then allowed to cool to ambient temperature. A precipitate formed, which was isolated by filtration, washed with diethyl ether (1 L) and acetone (250 mL), and dried for two hours under vacuum in to provide 65.7 g of 6-benzyloxyquinolin-4-ol as a yellow powder.

¹H NMR (300 MHz, DMSO-*d*₆) δ 11.72 (s, 1H), 7.84 (d, *J* = 7.3 Hz, 1H), 7.59 (m, 8H), 5.98 (d, *J* = 7.0 Hz, 1H), 5.18 (s, 2H).

Part C

The general method described in Part C of Example 1 was followed using 6-benzyloxyquinolin-4-ol (65.7 g, 0.261 mol) in lieu of 7-benzyloxyquinolin-4-ol. The reaction precipitate was isolated by filtration; washed with propionic acid (600 mL), isopropanol (500 mL) and diethyl ether (500 mL); and dried for two days under vacuum to provide 46.01 g of 6-benzyloxy-3-nitroquinolin-4-ol as a tan powder, containing 5% 6-benzyloxyquinolin-4-ol.

¹H NMR (300 MHz, DMSO-*d*₆) δ 12.98 (s, 1H), 9.12 (s, 1H), 7.75 (d, *J* = 3.3 Hz, 1H), 7.70 (d, *J* = 8.6 Hz, 1H), 7.53-7.30 (m, 6H), 5.25 (s, 2H).

Part D

The general method described in Part D of Example 1 was used to convert 6-benzyloxy-3-nitroquinolin-4-ol (46.93 g, 158.4 mmol) to 6-benzyloxy-4-chloro-3-nitroquinoline, which was isolated as a tan solid containing some DMF.

¹H NMR (500 MHz, DMSO-*d*₆) δ 9.23 (s, 1H), 8.16 (d, *J* = 9.1 Hz, 1H), 7.80 (dd, *J* = 9.1, 2.8 Hz, 1H), 7.76 (d, *J* = 2.7 Hz, 1H), 7.57-7.53 (m, 2H), 7.45-7.34 (m, 3H), 5.39 (s, 2H).

Part E

Triethylamine (44 mL, 0.32 mol) was added to a solution of the material from Part D in dichloromethane (790 mL). *n*-Propylamine (19.48 mL, 237.0 mmol) was then added over a period of 25 minutes, and the reaction was stirred for 18 hours. The reaction mixture was diluted with dichloromethane (500 mL), washed sequentially with water and

brine, dried over magnesium sulfate, filtered and concentrated under reduced pressure.

The crude product was recrystallized from 2-propanol to provide 39.1 g of (6-benzyloxy-3-nitroquinolin-4-yl)propylamine as fine, yellowish-brown needles.

¹H NMR (300 MHz, DMSO-*d*₆) δ 8.89 (s, 1H), 8.57 (s, 1H), 7.93 (d, *J* = 3.1 Hz, 1H),
5 7.85 (d, *J* = 9.5 Hz, 1H), 7.58-7.33 (m, 6H), 5.30 (s, 2H), 3.41-3.35 (m, 2H), 1.67 (sextet, *J*
= 7.3 Hz, 2H), 0.87 (t, *J* = 7.5 Hz, 3H).

Part F

(6-Benzyloxy-3-nitroquinolin-4-yl)propylamine (18.00 g, 53.35 mmol), 5%
platinum on carbon (5.3 g), toluene (200 mL) and 2-propanol (20 mL) were added to a
10 Parr vessel. The vessel was purged with nitrogen and then placed under hydrogen pressure
(30 psi, 2.1 x 10⁵ Pa) and shaken for 20 minutes. The reaction mixture was filtered
through a layer of CELITE filter aid, and the filter cake was washed with toluene (1 L) and
2-propanol (1 L). The orange filtrate was concentrated under reduced pressure. Heptane
was added to the residue and subsequently removed under reduced pressure. The residue
15 was dried under vacuum (0.1 torr, 13.3 Pa) for 30 minutes to provide 17.0 g of 6-
benzyloxy-*N*⁴-propylquinoline-3,4-diamine as a viscous, brown oil containing some
toluene.

¹H NMR (300 MHz, DMSO-*d*₆) δ 8.23 (s, 1H), 7.64 (d, *J* = 9.4 Hz, 1H), 7.52 (d, *J* = 1.9
Hz, 1H), 7.43-7.11 (m, 5H), 7.05 (dd, *J* = 9.4, 2.5 Hz, 1H), 5.22 (s, 2H), 4.99 (s, 2H), 4.62
20 (t, *J* = 6.7 Hz, 1H), 2.99 (q, *J* = 7.1 Hz, 2H), 1.47 (sextet, *J* = 7.3 Hz, 2H), 0.85 (t, *J* = 7.2
Hz, 3H).

Part G

A solution of ethoxyacetyl chloride (6.53 g, 53.3 mmol) in dichloromethane (65
mL) was added dropwise to a solution of the material from Part F in dichloromethane (200
25 mL), and the reaction was stirred for 16 hours. A precipitate formed and was isolated by
filtration and washed with cold hexanes. The solid was dried for 30 minutes under
reduced pressure to provide 16.1 g of *N*-(6-benzyloxy-4-propylaminoquinolin-3-yl)-2-
ethoxyacetamide hydrochloride as a tan powder.

¹H NMR (300 MHz, DMSO-*d*₆) δ 14.14 (s, 1H), 9.74 (s, 1H), 8.56 (s, 1H), 8.43 (s, 1H),
30 8.06 (d, *J* = 2.4 Hz, 1H), 7.89 (d, *J* = 9.2 Hz, 1H), 7.68 (dd, *J* = 9.4, 2.6 Hz, 1H), 7.56-7.35

(m, 5H), 5.30 (s, 2H), 4.11 (s, 2H), 3.64 (q, $J = 7.1$ Hz, 2H), 3.68-3.60 (m, 2H), 1.61 (sextet, $J = 7.4$ Hz, 2H), 1.23 (t, $J = 7.2$ Hz, 3H), 0.89 (t, $J = 7.2$ Hz, 3H).

Part H

Triethylamine (22.16 mL, 159.0 mmol) was added to a solution of *N*-(6-benzyloxy-4-propylaminoquinolin-3-yl)-2-ethoxyacetamide hydrochloride (16.1 g) in ethanol (265 mL), and the reaction mixture was heated at reflux and stirred for 3 hours. The reaction mixture was allowed to cool to ambient temperature. The ethanol was removed under reduced pressure and the residue dissolved in chloroform. The resulting solution was washed sequentially with water and brine, dried over magnesium sulfate, filtered and concentrated under reduced pressure. The resulting oil was dissolved in acetonitrile and concentrated under reduced pressure to yield 14.32 g of 8-benzyloxy-2-ethoxymethyl-1-propyl-1*H*-imidazo[4,5-*c*]quinoline as a brown, crystalline solid.

^1H NMR (300 MHz, DMSO- d_6) δ 9.03 (s, 1H), 8.09 (d, $J = 8.7$ Hz, 1H), 7.64 (d, $J = 2.6$ Hz, 1H), 7.54-7.33 (m, 6H), 5.38 (s, 2H), 4.83 (s, 2H), 4.59 (at, $J = 7.8$ Hz, 2H), 3.57 (q, $J = 7.0$ Hz, 2H), 1.84 (sextet, $J = 7.5$ Hz, 2H), 1.16 (t, $J = 7.3$ Hz, 3H), 0.96 (t, $J = 7.1$ Hz, 3H).

Part I

8-Benzyloxy-2-ethoxymethyl-1-propyl-1*H*-imidazo[4,5-*c*]quinoline (15.00 g, 39.84 mmol) and ethanol (300 mL) were added to a Parr vessel. A mixture of palladium hydroxide (2.0 g, 20% on carbon) in ethanol (100 mL) was then added. The vessel was purged with nitrogen, placed under hydrogen pressure (25 psi, 1.7×10^5), and shaken for three hours. The vessel was then refilled with hydrogen (25 psi, 1.7×10^5) and shaken for 18 hours. The reaction mixture was filtered through a layer of CELITE filter aid, and the filter cake was washed with methanol (2 L). The filtrate was concentrated under reduced pressure, and the resulting orange oil was dissolved in toluene and concentrated under reduced pressure to provide 10.7 g of 2-ethoxymethyl-1-propyl-1*H*-imidazo[4,5-*c*]quinolin-8-ol as a granular, orange solid.

^1H NMR (300 MHz, DMSO- d_6) δ 10.11 (s, 1H), 8.94 (s, 1H), 7.99 (d, $J = 8.7$ Hz, 1H), 7.54 (d, $J = 2.5$ Hz, 1H), 7.24 (dd, $J = 8.8, 2.5$ Hz, 1H), 4.82 (s, 2H), 4.51 (at, $J = 7.7$ Hz, 2H), 3.57 (q, $J = 7.0$ Hz, 2H), 1.91 (sextet, $J = 7.7$ Hz, 2H), 1.16 (t, $J = 6.7$ Hz, 3H), 1.06 (t, $J = 7.2$ Hz, 3H).

Part J

A solution of di-*tert*-butyl dicarbonate (36.0 g, 0.165 mol) in tetrahydrofuran (THF) (80 mL) was added dropwise to a solution of 2-aminoethanol (10.0 g, 0.164 mol) in THF (50 mL) and 10% aqueous sodium hydroxide (66 mL), and the reaction was stirred
5 for 16 hours. A precipitate formed. The THF was removed under reduced pressure, and 15% aqueous potassium hydrogen sulfate was slowly added to adjust the resulting mixture to pH 3. The mixture was then extracted with ethyl acetate (3 x), and the combined
10 extracts were washed sequentially with water and brine, dried over magnesium sulfate, filtered, and concentrated under reduced pressure to afford 23.6 g of *tert*-butyl 2-hydroxyethylcarbamate as a colorless oil containing some ethyl acetate.

Part K

Iodine (30.46 g, 0.120 mol) was added in three portions to a solution of triphenylphosphine (28.85 g, 0.110 mol) and imidazole (7.49 g, 0.110 mol) in dichloromethane (654 mL), and the reaction was stirred until the iodine dissolved. A
15 solution of *tert*-butyl 2-hydroxyethylcarbamate (17.7 g, 0.110 mol) in dichloromethane (150 mL) was added over a period of 45 minutes, and the reaction was stirred for 16 hours at ambient temperature. The reaction mixture was poured into saturated aqueous sodium thiosulfate and stirred until the solution became colorless. The organic layer was washed
20 sequentially with saturated aqueous sodium thiosulfate, water, and brine; dried over magnesium sulfate; filtered; and concentrated under reduced pressure. The resulting pale yellow oil was purified by column chromatography on silica gel (eluting with 80:20 hexanes:ethyl acetate) to provide a pale yellow oil which slowly crystallized to afford 24.6 g of *tert*-butyl 2-iodoethylcarbamate as a yellow solid.

Part L

25 Solid cesium carbonate (18.33 g, 56.22 mmol) was added to a solution of 2-ethoxymethyl-1-propyl-1*H*-imidazo[4,5-*c*]quinolin-8-ol (10.7 g, 37.5 mmol), prepared in Parts A-I, in DMF (185 mL). *tert*-Butyl 2-iodoethylcarbamate (11.17 g, 41.2 mmol), prepared in Parts J and K, was added, and the reaction mixture was heated at 65 °C for 18
30 hours. The solvent was removed under reduced pressure, and the residue was partitioned between dichloromethane and water. The organic fraction was washed with water (4 x 100mL) and brine, dried over magnesium sulfate, filtered and concentrated under reduced

pressure to provide a black oil. The oil was purified by column chromatography on silica gel (eluting with 98:2 dichloromethane:methanol) to yield 14.6 g of *tert*-butyl [2-(2-ethoxymethyl-1-propyl-1*H*-imidazo[4,5-*c*]quinolin-8-yloxy)ethyl]carbamate as a tan, waxy solid.

5 ^1H NMR (300 MHz, DMSO-*d*₆) δ 9.02 (s, 1H), 8.07 (d, *J* = 9.2 Hz, 1H), 7.57 (d, *J* = 2.5 Hz, 1H), 7.36 (dd, *J* = 8.9, 2.8 Hz, 1H), 7.10 (t, *J* = 5.6 Hz, 1H), 4.84 (s, 2H), 4.64 (at, *J* = 8.1 Hz, 2H), 4.21 (t, *J* = 6.0 Hz, 2H), 3.57 (q, *J* = 7.0 Hz, 2H), 3.41 (q, *J* = 5.8 Hz, 2H), 1.93 (sextet, *J* = 7.8 Hz, 2H), 1.39 (s, 9H), 1.16 (t, *J* = 6.8 Hz, 3H), 1.04 (t, *J* = 7.1 Hz, 3H).

10 Part M

mCPBA (60% pure, 12.76 g, 44.36 mmol) was added in one portion to a solution of *tert*-butyl [2-(2-ethoxymethyl-1-propyl-1*H*-imidazo[4,5-*c*]quinolin-8-yloxy)ethyl]carbamate (14.4 g, 33.6 mmol) and chloroform (150 mL); the reaction mixture was stirred for 30 minutes. The reaction mixture was then poured into saturated aqueous sodium carbonate (100 mL) and stirred for 30 minutes. Chloroform (250 mL) was added, and the organic fraction was washed sequentially with 5% aqueous sodium carbonate, water, and brine; dried over magnesium sulfate; filtered; and concentrated under reduced pressure. The resulting red oil was triturated with ethyl acetate to provide 9.7 g of *tert*-butyl 2-[(2-ethoxymethyl-5-oxido-1-propyl-1*H*-imidazo[4,5-*c*]quinolin-8-yl)oxy]ethylcarbamate as a peach-colored powder.

20 ^1H NMR (300 MHz, DMSO-*d*₆) δ 8.87 (s, 1H), 8.71 (d, *J* = 9.3 Hz, 1H), 7.56 (d, *J* = 2.7 Hz, 1H), 7.43 (dd, *J* = 9.5, 2.3 Hz, 1H), 7.11 (t, *J* = 5.6 Hz, 1H), 4.81 (s, 2H), 4.62 (at, *J* = 7.8 Hz, 2H), 4.24 (t, *J* = 5.6 Hz, 2H), 3.58 (q, *J* = 6.9 Hz, 2H), 3.41 (q, *J* = 5.8 Hz, 2H), 1.92 (sextet, *J* = 7.6 Hz, 2H), 1.39 (s, 9H), 1.17 (t, *J* = 6.8 Hz, 3H), 1.03 (t, *J* = 7.6 Hz, 3H).

25 Part N

Ammonium hydroxide (50 mL) was added to a solution of *tert*-butyl 2-[(2-ethoxymethyl-5-oxido-1-propyl-1*H*-imidazo[4,5-*c*]quinolin-8-yl)oxy]ethylcarbamate (9.7 g, 22 mmol) in dichloromethane (120 mL), and the mixture was cooled to 10 °C. *p*-Toluenesulfonyl chloride (4.16 g, 21.8 mmol) was added in small portions, while maintaining the reaction temperature below 15 °C. The reaction was stirred for 16 hours; a

30

tan precipitate formed. Dichloromethane (500 mL) was added, and the precipitate was isolated by filtration and washed with diethyl ether to provide 3.98 g of *tert*-butyl [2-(4-amino-2-ethoxymethyl-1-propyl-1*H*-imidazo[4,5-*c*]quinolin-8-yloxy)ethyl]carbamate as a fine powder. The organic layer was washed sequentially with ammonium hydroxide,
5 water, and brine, dried over magnesium sulfate, filtered, and concentrated under reduced pressure. The resulting solid was recrystallized from acetonitrile to provide 4.4 g of *tert*-butyl 2-[(4-amino-2-ethoxymethyl-1-propyl-1*H*-imidazo[4,5-*c*]quinolin-8-yl)oxy]ethylcarbamate as a peach-colored powder.

¹H NMR (300 MHz, DMSO-*d*₆) δ 7.55 (d, *J* = 8.8 Hz, 1H), 7.38 (d, *J* = 2.6 Hz, 1H), 7.12 (dd, *J* = 9.4, 2.5 Hz, 1H), 7.04 (t, *J* = 5.3 Hz, 1H), 6.34 (s, 2H), 4.78 (s, 2H), 4.54 (at, *J* = 7.9 Hz, 2H), 4.09 (t, *J* = 5.9 Hz, 2H), 3.56 (q, *J* = 7.1 Hz, 2H), 3.35 (q, *J* = 5.8 Hz, 2H), 1.90 (sextet, *J* = 7.7 Hz, 2H), 1.39 (s, 9H), 1.16 (t, *J* = 6.9 Hz, 3H), 1.02 (t, *J* = 7.3 Hz, 3H).

Part O

15 A solution of hydrogen chloride (55 mL of 1.2 M) in ethanol was added to *tert*-butyl 2-[(4-amino-2-ethoxymethyl-1-propyl-1*H*-imidazo[4,5-*c*]quinolin-8-yl)oxy]ethylcarbamate (3.98 g, 8.97 mmol), and the reaction was heated at reflux for one hour. The reaction mixture was allowed to cool to ambient temperature, and the solvent was removed under reduced pressure. The resulting yellow solid was dissolved in a small
20 volume of water, and 10% aqueous sodium hydroxide was added to adjust to pH 13. The mixture was then extracted with dichloromethane (3 x 100mL), and the combined extracts were washed sequentially with water and brine, dried over magnesium sulfate, and concentrated under reduced pressure. The resulting solid was recrystallized from
25 acetonitrile to provide 2.63 g of 8-(2-aminoethoxy)-2-ethoxymethyl-1-propyl-1*H*-imidazo[4,5-*c*]quinolin-4-amine as fine, peach-colored needles, mp 157-159 °C.

¹H NMR (300 MHz, DMSO-*d*₆) δ 7.55 (d, *J* = 8.7 Hz, 1H), 7.39 (d, *J* = 2.4 Hz, 1H), 7.14 (dd, *J* = 9.2, 2.8 Hz, 1H), 6.32 (s, 2H), 4.77 (s, 2H), 4.55-4.50 (m, 2H), 4.04 (t, *J* = 5.6 Hz, 2H), 3.56 (q, *J* = 7.1 Hz, 2H), 2.94 (t, *J* = 6.0 Hz, 2H), 1.91 (sextet, *J* = 7.5 Hz, 2H), 1.59 (s, 2H), 1.16 (t, *J* = 6.9 Hz, 3H), 1.04 (t, *J* = 7.6 Hz, 3H);

30 ¹³C NMR (75 MHz, DMSO-*d*₆) δ 153.3, 150.5, 148.9, 140.0, 132.7, 127.6, 126.6, 117.1, 114.6, 102.3, 70.6, 65.3, 64.2, 46.8, 41.1, 23.3, 14.9, 10.8;

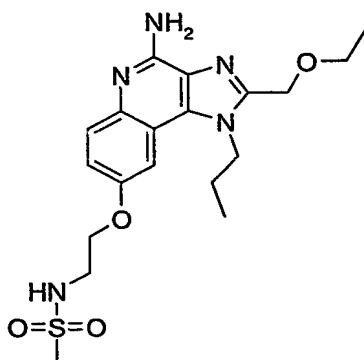
MS (APCI) m/z 344.2081 (344.2087 calcd for $C_{18}H_{25}N_5O_2$, M+H);

Anal. Calcd. for $C_{18}H_{25}N_5O_2$: %C, 62.95; %H, 7.34; %N, 20.39. Found: %C, 62.68; %H, 7.22; %N, 20.26. .

5

Example 3

N-[2-(4-Amino-2-ethoxymethyl-1-propyl-1*H*-imidazo[4,5-*c*]quinolin-8-yloxy)ethyl]methanesulfonamide



Methanesulfonic anhydride (0.265 g, 1.52 mmol) was added in one portion to a solution of 8-(2-aminoethoxy)-2-ethoxymethyl-1-propyl-1*H*-imidazo[4,5-*c*]quinolin-4-amine (0.500 g, 1.46 mmol) in dichloromethane (10 mL), and the reaction was stirred for 30 minutes. A precipitate formed. Aqueous sodium hydroxide (25 mL of 10%) was added, and the mixture was stirred for 20 minutes. The aqueous layer was separated and extracted with dichloromethane. The combined organic fractions were washed sequentially with water and brine, dried over magnesium sulfate, filtered, and concentrated under reduced pressure. The resulting white solid was purified by column chromatography on silica gel (eluting with a dichloromethane:methanol ranging in ratios from 97:3 to 94:6) and then recrystallized from acetonitrile to yield 0.302 g of *N*-[2-(4-amino-2-ethoxymethyl-1-propyl-1*H*-imidazo[4,5-*c*]quinolin-8-yloxy)ethyl]methanesulfonamide as white, granular crystals, mp 178-179.5 °C.

20

1H NMR (300 MHz, $DMSO-d_6$) δ 7.57 (d, $J = 8.8$ Hz, 1H), 7.39 (d, $J = 3.2$ Hz, 1H), 7.33 (t, $J = 5.8$ Hz, 1H), 7.15 (dd, $J = 9.2, 2.8$ Hz, 1H), 6.36 (s, 2H), 4.77 (s, 2H), 4.56-4.51 (m, 2H), 4.17 (t, $J = 5.6$ Hz, 2H), 3.56 (q, $J = 6.9$ Hz, 2H), 3.40 (q, $J = 5.6$ Hz, 2H), 2.98 (s, 3H), 1.91 (m, 2H), 1.16 (t, $J = 6.9$ Hz, 3H), 1.03 (t, $J = 7.3$ Hz, 3H);

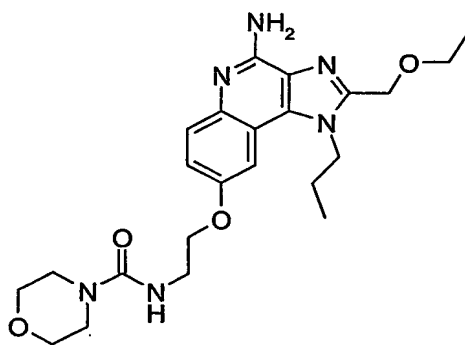
^{13}C NMR (75 MHz, DMSO- d_6) δ 152.7, 150.6, 148.9, 140.1, 132.7, 127.6, 126.7, 117.0, 114.6, 102.6, 67.3, 65.3, 64.2, 46.7, 41.9, 23.3, 14.9, 10.8;

MS (APCI) m/z 422.1850 (422.1862 calcd for $\text{C}_{19}\text{H}_{27}\text{N}_5\text{O}_4\text{S}$, M+H);

Anal. Calcd. for $\text{C}_{19}\text{H}_{27}\text{N}_5\text{O}_4\text{S}$: %C, 54.14; %H, 6.46; %N, 16.61; %S, 7.61. Found: %C, 54.19; %H, 6.65; %N, 16.26; %S, 7.81.

Example 4

N-(2-([4-Amino-2-(ethoxymethyl)-1-propyl-1*H*-imidazo[4,5-*c*]quinolin-8-yl]oxy)ethyl)morpholine-4-carboxamide



4-Morpholinecarbonyl chloride (0.177 mL, 1.52 mmol) was added dropwise to a solution of 8-(2-aminoethoxy)-2-ethoxymethyl-1-propyl-1*H*-imidazo[4,5-*c*]quinolin-4-amine (0.500 g, 1.46 mmol) in dichloromethane, and the reaction was stirred for ten minutes. Triethylamine (0.418 mL, 3.00 mmol) was then added, and the reaction was stirred for 16 hours. Aqueous sodium hydroxide (50%) was added, and the mixture was stirred for 30 minutes and then diluted with dichloromethane (100 mL). The organic layer was separated, washed sequentially with water and brine, dried over magnesium sulfate, filtered, and concentrated under reduced pressure. The residue was then treated with concentrated hydrochloric acid and water. A precipitate formed and was isolated by filtration, washed with water and diethyl ether, and dried in a vacuum oven at 60 °C to provide 0.180 g of *N*-(2-([4-amino-2-(ethoxymethyl)-1-propyl-1*H*-imidazo[4,5-*c*]quinolin-8-yl]oxy)ethyl)morpholine-4-carboxamide hydrochloride as a white solid, mp 200-202 °C. ^1H NMR (300 MHz, DMSO- d_6) δ 13.47 (s, 1H), 8.71 (bs, 2H), 7.79 (d, J = 9.4 Hz, 1H), 7.54 (d, J = 2.5 Hz, 1H), 7.40 (dd, J = 9.3, 2.5 Hz, 1H), 6.84 (t, J = 5.4 Hz, 1H), 4.84 (s, 2H), 4.65 (t, J = 7.8 Hz, 2H), 4.19 (t, J = 6.1 Hz, 2H), 3.59 (q, J = 7.0 Hz, 2H), 3.52 (t, J =

4.7 Hz, 4H), 3.50-3.40 (m, 2H), 3.26 (t, $J = 4.9$ Hz, 4H), 1.90 (sextet, $J = 7.4$ Hz, 2H), 1.17 (t, $J = 7.2$ Hz, 3H), 1.03 (t, $J = 7.3$ Hz, 3H);

MS (APCI) m/z 457.2557 (457.2563 calcd for $C_{23}H_{32}N_6O_4$, M+H);

Anal. Calcd. for $C_{23}H_{32}N_6O_4 \cdot 1.0HCl \cdot 1.0H_2O$: %C, 54.06; %H, 6.90; %N, 16.45; %Cl,

5 6.94. Found: %C, 54.36; %H, 6.74; %N, 16.57; %Cl, 6.99.

The acidic filtrate was cooled to 0 °C and adjusted to pH 13 with the addition of 50% aqueous sodium hydroxide; the resulting opaque solution was extracted with dichloromethane. The combined extracts were washed with water and brine, dried over magnesium sulfate, and concentrated under reduced pressure. The resulting white solid
10 was triturated with hot acetonitrile and isolated by filtration to yield 0.114 g of *N*-(2-[[4-amino-2-(ethoxymethyl)-1-propyl-1*H*-imidazo[4,5-*c*]quinolin-8-yl]oxy]ethyl)morpholine-4-carboxamide as a white powder, mp 203-208 °C.

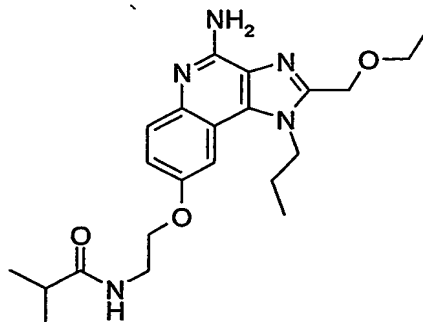
1H NMR (300 MHz, DMSO- d_6) δ 7.55 (d, $J = 9.2$ Hz, 1H), 7.41 (d, $J = 2.3$ Hz, 1H), 7.14 (dd, $J = 9.2, 2.9$ Hz, 1H), 6.79 (t, $J = 5.2$ Hz, 1H), 6.33 (s, 2H), 4.77 (s, 2H), 4.57-4.52 (m, 2H), 4.12 (t, $J = 6.0$ Hz, 2H), 3.59-3.42 (m, 7H), 3.28-3.24 (m, 5H), 1.97-1.81 (m, 2H),
15 1.16 (t, $J = 7.1$ Hz, 3H), 1.02 (t, $J = 7.5$ Hz, 3H);

Anal. Calcd. for $C_{23}H_{32}N_6O_4 \cdot 0.25H_2O$: %C, 59.92; %H, 7.11; %N, 18.23. Found: %C, 59.99; %H, 7.10; %N, 18.15.

20

Example 5

N-(2-[[4-Amino-2-(ethoxymethyl)-1-propyl-1*H*-imidazo[4,5-*c*]quinolin-8-yl]oxy]ethyl)-2-methylpropanamide hydrochloride



25

Isobutyryl chloride (0.160 mL, 1.53 mmol) was added dropwise to a solution of 8-(2-aminoethoxy)-2-ethoxymethyl-1-propyl-1*H*-imidazo[4,5-*c*]quinolin-4-amine (0.500 g,

1.46 mmol) in dichloromethane (10 mL), and the reaction was stirred for 16 hours. A precipitate formed, and dichloromethane (10 mL) was added. The precipitate was isolated by filtration, washed with dichloromethane (20 mL) and diethyl ether (75 mL), and dried for one hour under reduced pressure to provide 0.511 g of *N*-(2-{[4-amino-2-(ethoxymethyl)-1-propyl-1*H*-imidazo[4,5-*c*]quinolin-8-yl]oxy}ethyl)-2-methylpropanamide hydrochloride as an off-white solid, mp 240-242 °C.

¹H NMR (300 MHz, DMSO-*d*₆) δ 13.89 (s, 1H), 8.73 (bs, 2H), 8.06 (t, *J* = 5.4 Hz, 1H), 7.79 (d, *J* = 9.0 Hz, 1H), 7.51 (d, *J* = 2.4 Hz, 1H), 7.40 (dd, *J* = 8.9, 2.1 Hz, 1H), 4.84 (s, 2H), 4.67-4.61 (m, 2H), 4.18 (t, *J* = 5.9 Hz, 2H), 3.59 (q, *J* = 6.8 Hz, 2H), 3.48 (q, *J* = 5.6 Hz, 2H), 2.41 (septet, *J* = 6.9 Hz, 1H), 1.91 (sextet, *J* = 7.3 Hz, 2H), 1.18 (t, *J* = 6.8 Hz, 3H), 1.04 (t, *J* = 7.4 Hz, 3H), 1.00 (d, *J* = 6.9 Hz, 6H);

¹³C NMR (75 MHz, DMSO-*d*₆) δ 176.5, 155.3, 152.1, 148.1, 134.9, 128.4, 124.7, 120.2, 119.3, 113.2, 104.2, 66.8, 65.6, 63.8, 47.1, 37.8, 33.9, 23.1, 19.5, 14.9, 10.6;

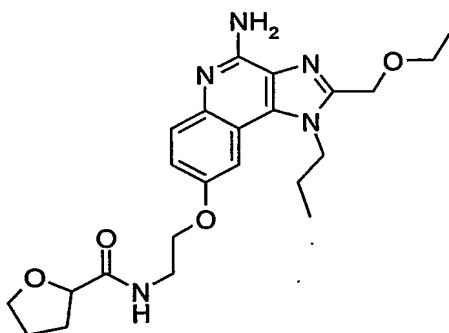
MS (APCI) *m/z* 414.2499 (414.2505 calcd for C₂₂H₃₁N₅O₃, M+H);

Anal. Calcd. for C₂₂H₃₁N₅O₃•1.0HCl: %C, 58.72; %H, 7.17; %N, 15.56; %Cl, 7.88.

Found: %C, 58.51; %H, 7.40; %N, 15.56; %Cl, 7.88.

Example 6

N-(2-{[4-Amino-2-(ethoxymethyl)-1-propyl-1*H*-imidazo[4,5-*c*]quinolin-8-yl]oxy}ethyl)tetrahydrofuran-2-carboxamide

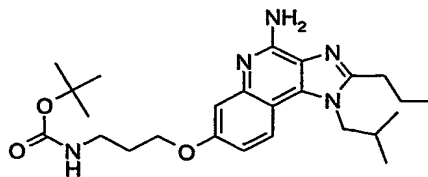


A solution of 8-(2-aminoethoxy)-2-ethoxymethyl-1-propyl-1*H*-imidazo[4,5-*c*]quinolin-4-amine (0.500 g, 1.46 mmol) and benzotriazol-1-yloxytris(dimethylamino)phosphonium hexafluorophosphate (1.282 g, 2.90 mmol) in dichloromethane (15 mL) was cooled to 0 °C. A solution of tetrahydro-2-furoic acid

(0.168 g, 1.45 mmol) in dichloromethane (5 mL) and triethylamine (0.811 mL, 5.82 mmol) were sequentially added. The reaction was stirred at 0 °C for 30 minutes, allowed to warm to ambient temperature, stirred for two hours, and poured into water. The aqueous layer was extracted with dichloromethane. The combined organic fractions were washed
5 sequentially with water (2 x) and brine, dried over magnesium sulfate, filtered, and concentrated under reduced pressure. The residue was purified by column chromatography on silica gel (eluting with dichloromethane:methanol ranging in ratios from 99:1 to 96:4) to provide the desired product and a bis amide by-product. The bis amide by-product was treated with 1N aqueous hydrochloric acid, heated at reflux for 1.5
10 hours, and cooled to 0 °C. The mixture was adjusted to pH 13 with the addition of 10% aqueous sodium hydroxide and extracted with dichloromethane. The combined extracts were washed with water and brine, dried over magnesium sulfate, filtered, and concentrated under reduced pressure to provide a yellow oil. The oil and the previously recovered amide were combined and recrystallized from acetonitrile to provide 0.220 g of
15 *N*-(2-([4-amino-2-(ethoxymethyl)-1-propyl-1*H*-imidazo[4,5-*c*]quinolin-8-yl]oxy)ethyl)tetrahydrofuran-2-carboxamide as a tan, crystalline solid, mp 202.5-204.5 °C. ¹H NMR (300 MHz, DMSO-*d*₆) δ 7.96 (t, *J* = 5.5 Hz, 1H), 7.55 (d, *J* = 8.5 Hz, 1H), 7.39 (d, *J* = 2.7 Hz, 1H), 7.13 (dd, *J* = 9.3, 2.5 Hz, 1H), 6.34 (s, 2H), 4.77 (s, 2H), 4.56-4.51 (m, 2H), 4.25-4.21 (m, 1H), 4.14 (t, *J* = 6.0 Hz, 2H), 3.91-3.84 (m, 1H), 3.79-3.72 (m, 1H),
20 3.56 (q, *J* = 6.9 Hz, 2H), 3.54-3.48 (m, 2H), 2.17-2.05 (m, 1H), 1.96-1.69 (m, 5H), 1.16 (t, *J* = 6.8 Hz, 3H), 1.02 (t, *J* = 7.5 Hz, 3H); ¹³C NMR (75 MHz, DMSO-*d*₆) δ 172.8, 152.9, 150.6, 148.9, 140.1, 132.7, 127.6, 126.7, 117.1, 114.6, 102.5, 77.7, 68.5, 66.2, 65.3, 64.2, 46.7, 37.7, 29.9, 24.8, 23.3, 14.9, 10.7; MS (APCI) *m/z* 442.2459 (442.2454 calcd for C₂₃H₃₁N₅O₄, M+H);
25 Anal. Calcd. for C₂₃H₃₁N₅O₄: %C, 62.57; %H, 7.08; %N, 15.86. Found: %C, 62.47; %H, 7.14; %N, 15.91.

Example 7

tert-Butyl 3-{{[4-amino-1-(2-methylpropyl)-2-propyl-1*H*-imidazo[4,5-*c*]quinolin-7-yl]oxy}propylcarbamate



5 Part A

7-Benzyloxy-1-(2-methylpropyl)-2-propyl-1*H*-imidazo[4,5-*c*]quinoline (60.3 g, 0.188 mol), prepared as described in Parts A-G of Example 1, and 10% palladium on carbon (10 g) were mixed with ethanol (500 mL). Ammonium formate (101.53 g, 1.61 mol) and ethanol (500 mL) were then added, and the reaction mixture was heated at reflux for two hours. The mixture was allowed to cool to ambient temperature slowly and stirred overnight. The reaction mixture was filtered through a layer of CELITE filter aid, and the filter cake was washed with ethanol (1 L), methanol (2 L) and dichloromethane (2 L). The combined filtrates were concentrated under reduced pressure to provide a tan solid, which was triturated with cold ethanol and isolated by filtration to yield 30 g of 1-(2-methylpropyl)-2-propyl-1*H*-imidazo[4,5-*c*]quinolin-7-ol as a tan, granular solid.

¹H NMR (300 MHz, DMSO-*d*₆) δ 9.89 (s, 1H), 9.00 (s, 1H), 8.12 (d, *J* = 9.3 Hz, 1H), 7.41 (d, *J* = 2.5 Hz, 1H), 7.23 (dd, *J* = 9.3, 2.5 Hz, 1H), 4.36 (d, *J* = 7.4 Hz, 2H), 2.91 (t, *J* = 7.5 Hz, 2H), 2.25-2.10 (m, 1H), 1.88 (sextet, *J* = 7.4 Hz, 2H), 1.03 (t, *J* = 7.5 Hz, 3H), 0.92 (d, *J* = 7.1 Hz, 6H).

20 Part B

The general methods described in Parts J and K of Example 2 were used to prepare 16.2 g of *tert*-butyl 3-iodopropylcarbamate from 3-amino-1-propanol (6.55 g, 8.72 mmol); the product was isolated as a yellow solid.

Part C

25 A modification of the general method described in Part L of Example 2 was used to treat 1-(2-methylpropyl)-2-propyl-1*H*-imidazo[4,5-*c*]quinolin-7-ol with *tert*-butyl 3-iodopropylcarbamate. The reaction mixture was diluted with water; a precipitate formed. The precipitate was isolated by filtration, washed with water and then with diethyl ether

until the filtrate was clear, and dried overnight in a vacuum oven at 60 °C to yield *tert*-butyl 3-{{[1-(2-methylpropyl)-2-propyl-1*H*-imidazo[4,5-*c*]quinolin-7-yl]oxy}propylcarbamate as a tan powder.

¹H NMR (300 MHz, DMSO-*d*₆) δ 9.06 (s, 1H), 8.19 (d, *J* = 9.3 Hz, 1H), 7.54 (d, *J* = 2.6 Hz, 1H), 7.33 (dd, *J* = 8.9, 2.9 Hz, 1H), 6.99-6.86 (m, 1H), 4.40 (d, *J* = 8.0 Hz, 2H), 4.15 (t, *J* = 6.3 Hz, 2H), 3.14 (q, *J* = 6.4 Hz, 2H), 2.92 (t, *J* = 7.6 Hz, 2H), 2.27-2.09 (m, 1H), 1.98-1.80 (m, 4H), 1.38 (s, 9H), 1.04 (t, *J* = 7.2 Hz, 3H), 0.92 (d, *J* = 6.1 Hz, 6H).

Part D

The general methods described in Parts M and N of Example 2 were used to convert *tert*-butyl 3-{{[1-(2-methylpropyl)-2-propyl-1*H*-imidazo[4,5-*c*]quinolin-7-yl]oxy}propylcarbamate to *tert*-butyl 3-{{[4-amino-1-(2-methylpropyl)-2-propyl-1*H*-imidazo[4,5-*c*]quinolin-7-yl]oxy}propylcarbamate, which was isolated as off-white crystals, mp 162.5-164 °C.

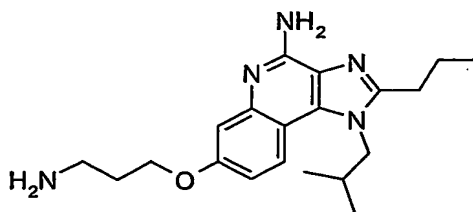
¹H NMR (300 MHz, DMSO-*d*₆) δ 7.86 (d, *J* = 8.9 Hz, 1H), 7.04 (d, *J* = 2.6 Hz, 1H), 6.94-6.88 (m, 1H), 6.89 (dd, *J* = 9.2, 2.8, Hz, 1H), 6.36 (s, 2H), 4.28 (d, *J* = 7.5 Hz, 2H), 4.04 (t, *J* = 6.2 Hz, 2H), 3.11 (q, *J* = 6.5 Hz, 2H), 2.86 (t, *J* = 7.5 Hz, 2H), 2.2-2.09 (m, 1H), 1.91-1.77 (m, 4H), 1.38 (s, 9H), 1.01 (t, *J* = 7.2 Hz, 3H), 0.91 (d, *J* = 6.2 Hz, 6H);

MS (APCI) *m/z* 456.2960 (456.2975 calcd for C₂₅H₃₇N₅O₃, M+H);

Anal. Calcd. for C₂₅H₃₇N₅O₃: %C, 65.91; %H, 8.19; %N, 15.37. Found: %C, 65.65; %H, 8.18; %N, 15.19.

Example 8

7-(3-Aminopropoxy)-1-(2-methylpropyl)-2-propyl-1*H*-imidazo[4,5-*c*]quinolin-4-amine



A modification of the general method described in Part O of Example 2 was used to deprotect *tert*-butyl 3-{{[4-amino-1-(2-methylpropyl)-2-propyl-1*H*-imidazo[4,5-*c*]quinolin-7-yl]oxy}propylcarbamate. A precipitate formed in the aqueous mixture at pH

13 and was isolated by filtration to provide 7-(3-aminopropoxy)-1-(2-methylpropyl)-2-propyl-1*H*-imidazo[4,5-*c*]quinolin-4-amine as a white solid, mp 173-174 °C.

¹H NMR (300 MHz, DMSO-*d*₆) δ 7.85 (d, *J* = 9.4 Hz, 1H), 7.06 (d, *J* = 3.2 Hz, 1H), 6.89 (dd, *J* = 8.8, 2.5 Hz, 1H), 6.35 (s, 2H), 4.28 (d, *J* = 7.5 Hz, 2H), 4.10 (t, *J* = 6.7 Hz, 2H), 2.86 (t, *J* = 7.5 Hz, 2H), 2.72 (t, *J* = 6.8 Hz, 2H), 2.2-2.08 (m, 1H), 1.90-1.77 (m, 4H), 1.6 (bs, 2H), 1.02 (t, *J* = 7.6 Hz, 3H), 0.91 (d, *J* = 6.8 Hz, 6H);

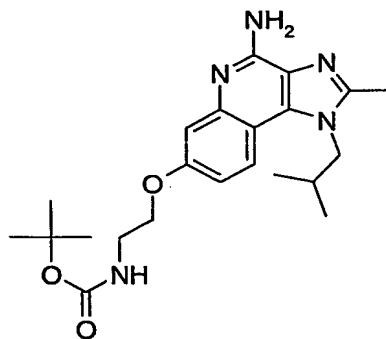
MS (APCI) *m/z* 356.2464 (356.2450 calcd for C₂₀H₂₉N₅O, M+H);

Anal. Calcd. for C₂₀H₂₉N₅O: %C, 67.58; %H, 8.22; %N, 19.70. Found: %C, 67.25; %H, 7.94; %N, 19.75.

10

Example 9

tert-Butyl 2-{{4-amino-2-methyl-1-(2-methylpropyl)-1*H*-imidazo[4,5-*c*]quinolin-7-yl}oxy}ethylcarbamate



15 Part A

The preparation of 7-benzyloxy-*N*⁴-(2-methylpropyl)quinoline-3,4-diamine is described in Parts A-F of Example 1. Under a nitrogen atmosphere, triethyl orthoacetate (4.59 mL, 25.0 mmol) was added to a solution of 7-benzyloxy-*N*⁴-(2-methylpropyl)quinoline-3,4-diamine (8.05 g, 25.0 mmol) in xylenes (130 mL), and the resulting solution was heated at reflux (160 °C) overnight. The solvent volume was reduced to 70 mL using a Dean-Stark trap. Over a period of a few days, a precipitate formed. Diethyl ether was added, and the precipitate was isolated by filtration and washed with diethyl ether to provide 6.81 g of 7-benzyloxy-2-methyl-1-(2-methylpropyl)-1*H*-imidazo[4,5-*c*]quinoline as a light-brown powder.

25 Part B

The method described in Part J of Example 1 was used to convert 7-benzyloxy-2-methyl-1-(2-methylpropyl)-1*H*-imidazo[4,5-*c*]quinoline to 2-methyl-1-(2-methylpropyl)-1*H*-imidazo[4,5-*c*]quinolin-7-ol, which was obtained as a solid, mp >250 °C.

¹H NMR (300 MHz, DMSO-*d*₆) δ 9.95 (s, 1H), 8.97 (s, 1H), 8.12 (d, *J* = 9.2 Hz, 1H), 7.42 (d, *J* = 2.6 Hz, 1H), 7.25 (dd, *J* = 8.9, 2.8 Hz, 1H), 4.35 (d, *J* = 7.6 Hz, 2H), 2.61 (s, 3H), 2.19 (septet, *J* = 6.9 Hz, 1H), 0.94 (d, *J* = 6.7 Hz, 6H);

MS (APCI) *m/z* 256.2 (256.3 calcd for C₁₅H₁₇N₃O, M+H);

Anal. Calcd. for C₁₅H₁₇N₃O: %C, 70.56; %H, 6.71; %N, 16.46. Found: %C, 70.33; %H, 6.66; %N, 16.35.

10 Part C

tert-Butyl 2-iodoethylcarbamate (2.55 g, 9.41 mmol), prepared as described in Parts J and K of Example 2, was added to a mixture of 2-methyl-1-(2-methylpropyl)-1*H*-imidazo[4,5-*c*]quinolin-7-ol (2.00 g, 7.83 mmol) and cesium carbonate (3.83 g, 11.7 mmol) in DMF (30 mL), and the reaction was heated at 60 °C for four hours. The solvent was removed under reduced pressure, and the resulting solid was triturated with water and isolated by filtration to yield 2.57 g of *tert*-butyl 2-{{2-methyl-1-(2-methylpropyl)-1*H*-imidazo[4,5-*c*]quinolin-7-yl}oxy}ethylcarbamate as a light-brown solid.

¹H NMR (300 MHz, DMSO-*d*₆) δ 9.04 (s, 1H), 8.21 (d, *J* = 9.2 Hz, 1H), 7.55 (d, *J* = 2.9 Hz, 1H), 7.34 (dd, *J* = 9.1, 2.8 Hz, 1H), 7.07-7.02 (m, 1H), 4.39 (d, *J* = 8.0 Hz, 2H), 4.14 (t, *J* = 5.5 Hz, 2H), 3.38 (q, *J* = 5.9 Hz, 2H), 2.63 (s, 3H), 2.28-2.11 (m, 1H), 1.39 (s, 9H), 0.94 (d, *J* = 6.4 Hz, 6H).

Part D

The general methods described in Parts M and N of Example 2 were followed using *tert*-butyl 2-{{2-methyl-1-(2-methylpropyl)-1*H*-imidazo[4,5-*c*]quinolin-7-yl}oxy}ethylcarbamate as the starting material. The crude product was recrystallized from ethanol to yield 1.29 g of *tert*-butyl 2-{{4-amino-2-methyl-1-(2-methylpropyl)-1*H*-imidazo[4,5-*c*]quinolin-7-yl}oxy}ethylcarbamate as a yellow-orange solid, mp 226.9-228.2 °C.

¹H NMR (300 MHz, DMSO-*d*₆) δ 7.87 (d, *J* = 8.8 Hz, 1H), 7.04 (d, *J* = 2.5 Hz, 1H), 7.01 (t, *J* = 5.9 Hz, 1H), 6.90 (dd, *J* = 8.7, 2.5 Hz, 1H), 6.41 (s, 2H), 4.27 (d, *J* = 7.6 Hz, 2H),

4.03 (t, $J = 5.9$ Hz, 2H), 3.36-3.28 (m, 2H), 2.56 (s, 3H), 2.16 (m, 1H), 1.39 (s, 9H), 0.93 (d, $J = 6.9$ Hz, 6H);

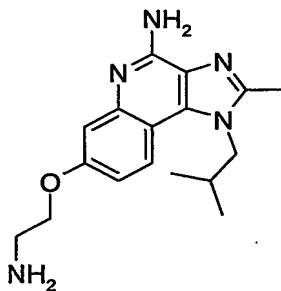
^{13}C NMR (75 MHz, DMSO- d_6) δ 157.0, 155.7, 151.9, 149.2, 146.5, 132.8, 125.0, 121.1, 111.4, 109.1, 108.2, 77.7, 66.1, 51.6, 28.8, 28.2, 19.2, 13.9;

5 MS (APCI) m/z 414.2507 (414.2505 calcd for $\text{C}_{21}\text{H}_{31}\text{N}_5\text{O}_3$, M+H);

Anal. Calcd. for $\text{C}_{21}\text{H}_{31}\text{N}_5\text{O}_3$: %C, 63.90; %H, 7.56; %N, 16.94. Found: %C, 63.74; %H, 7.41; %N, 16.80.

Example 10

10 7-(2-Aminoethoxy)-2-methyl-1-(2-methylpropyl)-1*H*-imidazo[4,5-*c*]quinolin-4-amine



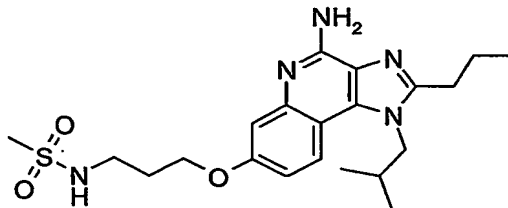
The general method described in Part O of Example 2 was used to convert *tert*-butyl 2-{{[4-amino-2-methyl-1-(2-methylpropyl)-1*H*-imidazo[4,5-*c*]quinolin-7-yl]oxy}ethylcarbamate (1.29 g, 3.12 mmol) to 1.1 g of 7-(2-aminoethoxy)-2-methyl-1-(2-methylpropyl)-1*H*-imidazo[4,5-*c*]quinolin-4-amine, isolated as a white powder. The product was not recrystallized.

15 ^1H NMR (300 MHz, DMSO- d_6) δ 7.86 (d, $J = 8.5$ Hz, 1H), 7.05 (d, $J = 2.6$ Hz, 1H), 6.91 (dd, $J = 9.4, 2.5$ Hz, 1H), 6.40 (s, 2H), 4.27 (d, $J = 7.4$ Hz, 2H), 4.00 (t, $J = 5.8$ Hz, 2H), 2.92 (t, $J = 5.9$ Hz, 2H), 2.56 (s, 3H), 2.23-2.09 (m, 1H), 1.94 (bs, 2H), 0.93 (d, $J = 7.1$ Hz, 6H).

20

Example 11

N-{3-[4-Amino-1-(2-methylpropyl)-2-propyl-1*H*-imidazo[4,5-*c*]quinolin-7-yloxy]propyl}methanesulfonamide



5 Methanesulfonic anhydride (0.245 g, 1.41 mmol) was added in one portion to a suspension of 7-(3-aminopropoxy)-1-(2-methylpropyl)-2-propyl-1*H*-imidazo[4,5-*c*]quinolin-4-amine (0.500 g, 1.41 mmol) in chloroform, and the reaction was stirred for 18 hours. Saturated aqueous sodium bicarbonate was added, and the reaction was stirred for 20 minutes. The aqueous layer was separated and extracted with chloroform. The
 10 combined organic fractions were washed with water and brine, dried over magnesium sulfate, filtered, and concentrated under reduced pressure. The resulting off-white solid was dissolved in concentrated hydrochloric acid; the solution was then cooled to 0 °C and adjusted to pH 13 with the addition of 50% aqueous sodium hydroxide. The opaque solution was extracted with dichloromethane. The extract was washed sequentially with
 15 water and brine, dried over magnesium sulfate, filtered and concentrated under reduced pressure. The resulting solid was recrystallized from acetonitrile to yield 0.160 g of *N*-{3-[4-amino-1-(2-methylpropyl)-2-propyl-1*H*-imidazo[4,5-*c*]quinolin-7-yloxy]propyl}methanesulfonamide as a flocculent, white solid, mp 166.5-168.5 °C.

¹H NMR (300 MHz, DMSO-*d*₆) δ 7.86 (d, *J* = 8.6 Hz, 1H), 7.085 (t, *J* = 5.5 Hz, 1H), 7.06 (d, *J* = 3.3 Hz, 1H), 6.91 (dd, *J* = 8.7, 2.5 Hz, 1H), 6.37 (s, 2H), 4.29 (d, *J* = 7.3 Hz, 2H), 4.11 (t, *J* = 6.3 Hz, 2H), 3.14 (q, *J* = 6.4 Hz, 2H), 2.90 (s, 3H), 2.86 (t, *J* = 7.5 Hz, 2H), 2.14 (septet, *J* = 7.0 Hz, 1H), 1.95 (quintet, *J* = 6.6 Hz, 2H), 1.83 (sextet, *J* = 7.3 Hz, 2H), 1.02 (t, *J* = 7.6 Hz, 3H), 0.91 (d, *J* = 7.1 Hz, 6H);

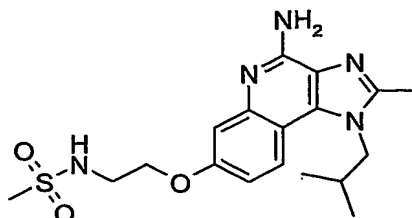
¹³C NMR (125 MHz, DMSO-*d*₆) δ 157.1, 152.6, 151.8, 146.2, 132.8, 125.1, 121.2, 111.6,
 20 109.0, 108.0, 64.7, 51.2, 39.4, 39.2, 29.3, 28.7, 28.5, 20.9, 19.1, 13.8;

MS (APCI) *m/z* 434.2235 (434.2226 calcd for C₂₁H₃₁N₅O₃S, M+H);

Anal. Calcd. for C₂₁H₃₁N₅O₃S: %C, 58.18; %H, 7.21; %N, 16.15; %S, 7.40. Found: %C, 57.87; %H, 7.56; %N, 16.02; %S, 7.72.

Example 12

N-{2-[4-Amino-2-methyl-1-(2-methylpropyl)-1*H*-imidazo[4,5-*c*]quinolin-7-yloxy]ethyl}methanesulfonamide



5

The general method described in Example 11 was used to convert 7-(3-aminopropoxy)-2-methyl-1-(2-methylpropyl)-1*H*-imidazo[4,5-*c*]quinolin-4-amine to 0.014 g of *N*-{2-[4-amino-2-methyl-1-(2-methylpropyl)-1*H*-imidazo[4,5-*c*]quinolin-7-yloxy]ethyl}methanesulfonamide, which was obtained as a white solid.

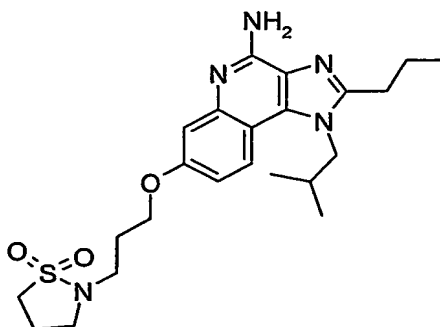
¹H NMR (300 MHz, DMSO-*d*₆) δ 7.93 (d, *J* = 9.6 Hz, 1H), 7.32 (t, *J* = 5.6 Hz, 1H), 7.12 (d, *J* = 2.5 Hz, 1H), 6.99 (dd, *J* = 9.3, 2.6 Hz, 1H), 6.92 (s, 2H), 4.30 (d, *J* = 7.6 Hz, 2H), 4.13 (t, *J* = 5.7 Hz, 2H), 3.39 (q, *J* = 5.6 Hz, 2H), 2.97 (s, 3H), 2.58 (s, 3H), 2.24-2.08 (m, 1H), 0.93 (d, *J* = 6.9 Hz, 6H);

MS (APCI) *m/z* 392.1758 (392.1756 calcd for C₁₈H₂₅N₅O₃S, M+H).

15

Example 13

7-[3-(1,1-Dioxidoisothiazolidin-2-yl)propoxy]-1-(2-methylpropyl)-2-propyl-1*H*-imidazo[4,5-*c*]quinolin-4-amine



20 3-Chloropropanesulfonyl chloride (0.206 mL, 1.69 mmol) was added dropwise to a suspension of 7-(3-aminopropoxy)-1-(2-methylpropyl)-2-propyl-1*H*-imidazo[4,5-*c*]quinolin-4-amine (0.500 g, 1.41 mmol) in chloroform (17 mL), and the reaction was

stirred for 30 minutes. The solvent was removed under reduced pressure, and the residue was dissolved in DMF (17 mL). 1,8-Diazabicyclo[5.4.0]undec-7-ene (0.316 mL, 2.11 mmol) was then added, and the reaction was stirred for 18 hours. The reaction was poured into water, and the mixture was extracted twice with dichloromethane. The combined organic fractions were washed sequentially with water and brine, dried over magnesium sulfate, and concentrated under reduced pressure. The residue was purified by column chromatography on silica gel (eluting with 97:3 dichloromethane:methanol) followed by recrystallization from acetonitrile to provide 0.237 g of 7-[3-(1,1-dioxidoisothiazolidin-2-yl)propoxy]-1-(2-methylpropyl)-2-propyl-1*H*-imidazo[4,5-*c*]quinolin-4-amine as needle-like, white crystals, mp 142-144 °C.

¹H NMR (300 MHz, DMSO-*d*₆) δ 7.86 (d, *J* = 9.1 Hz, 1H), 7.05 (d, *J* = 2.6 Hz, 1H), 6.91 (dd, *J* = 9.0, 2.6 Hz, 1H), 6.37 (s, 2H), 4.29 (d, *J* = 7.4 Hz, 2H), 4.10 (t, *J* = 6.2 Hz, 2H), 3.26-3.17 (m, 4H), 3.09 (t, *J* = 7.0 Hz, 2H), 2.86 (at, *J* = 7.5 Hz, 2H), 2.28-1.96 (m, 5H), 1.84 (sextet, *J* = 7.5 Hz, 2H), 1.02 (t, *J* = 7.3 Hz, 3H), 0.91 (d, *J* = 6.6 Hz, 6H);

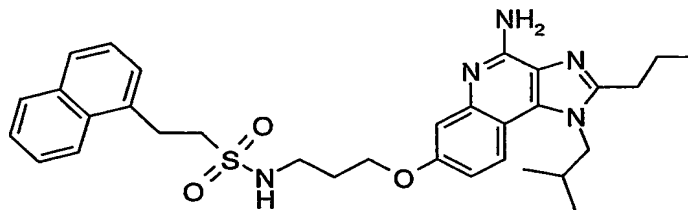
¹³C NMR (75 MHz, DMSO-*d*₆) δ 157.0, 152.6, 151.9, 146.5, 132.8, 125.1, 121.2, 111.5, 109.0, 108.2, 64.8, 51.2, 46.8, 46.1, 41.3, 28.7, 28.6, 27.3, 20.9, 19.1, 18.3, 13.8;

MS (APCI) *m/z* 460.2391 (460.2382 calcd for C₂₃H₃₃N₅O₃S, M+H);

Anal. Calcd. for C₂₃H₃₃N₅O₃S: %C, 60.11; %H, 7.24; %N, 15.24; %S, 6.98. Found: %C, 59.52; %H, 7.23; %N, 15.16; %S, 6.80.

Example 14

N-(3-{{[4-Amino-1-(2-methylpropyl)-2-propyl-1*H*-imidazo[4,5-*c*]quinolin-7-yl]oxy}propyl)-2-(1-naphthyl)ethanesulfonamide



2-(1-Naphthyl)ethanesulfonyl chloride (0.358 g, 1.40 mmol) was added in one portion to a suspension of 7-(3-aminopropoxy)-1-(2-methylpropyl)-2-propyl-1*H*-imidazo[4,5-*c*]quinolin-4-amine (0.500 g, 1.41 mmol) in chloroform, and the reaction was stirred for 30 minutes. Triethylamine (0.250 mL, 1.79 mmol) was then added. The

reaction mixture was poured into saturated aqueous sodium carbonate. The organic layer was separated, washed with water and brine, dried over magnesium sulfate, filtered, and concentrated under reduced pressure. The resulting pale yellow oil was purified by column chromatography on silica gel (eluting with dichloromethane:methanol ranging in ratios from 99:1 to 94:6) and subsequent recrystallization from acetonitrile to yield 0.341 g of *N*-(3-[[4-amino-1-(2-methylpropyl)-2-propyl-1*H*-imidazo[4,5-*c*]quinolin-7-yl]oxy}propyl)-2-(1-naphthyl)ethanesulfonamide as white crystals, mp 164-168 °C.

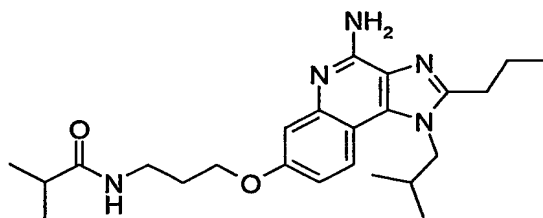
¹H NMR (300 MHz, DMSO-*d*₆) δ 8.00 (ad, *J* = 7.9 Hz, 1H), 7.96-7.92 (m, 1H), 7.85-7.75 (m, 2H), 7.61-7.49 (m, 2H), 7.43-7.33 (m, 3H), 7.08 (d, *J* = 2.4 Hz, 1H), 6.89 (dd, *J* = 9.2, 2.9 Hz, 1H), 6.38 (s, 2H), 4.28 (d, *J* = 7.6 Hz, 2H), 4.14 (t, *J* = 6.2 Hz, 2H), 3.47-3.31 (m, 4H), 3.22 (q, *J* = 6.4 Hz, 2H), 2.86 (t, *J* = 7.5 Hz, 2H), 2.21-2.06 (m, 1H), 1.99 (quintet, *J* = 6.7 Hz, 2H), 1.84 (septet, *J* = 7.3 Hz, 2H), 1.02 (t, *J* = 7.4 Hz, 3H), 0.91 (d, *J* = 6.5 Hz, 6H);

MS (APCI) *m/z* 574.2847 (574.2852 calcd for C₃₂H₃₉N₅O₃S, M+H);

Anal. Calcd. for C₃₂H₃₉N₅O₃S: %C, 66.99; %H, 6.85; %N, 12.21. Found: %C, 66.67; %H, 6.98; %N, 12.22.

Example 15

N-{3-[4-Amino-1-(2-methylpropyl)-2-propyl-1*H*-imidazo[4,5-*c*]quinolin-7-yl]oxy}propyl}-2-methylpropanamide



A solution of 7-(3-aminopropoxy)-1-(2-methylpropyl)-2-propyl-1*H*-imidazo[4,5-*c*]quinolin-4-amine (0.500 g, 1.41 mmol) in chloroform (15 mL) was cooled to 0 °C. Isobutyryl chloride (0.147 mL, 1.40 mmol) was added dropwise, and the reaction was stirred for 30 minutes. The reaction was diluted with chloroform and poured into 3% aqueous sodium carbonate. The organic layer was separated, washed with water and brine, dried over magnesium sulfate, filtered, and concentrated under reduced pressure. The resulting white solid was recrystallized from acetonitrile to yield 0.450 g of *N*-{3-[4-

amino-1-(2-methylpropyl)-2-propyl-1*H*-imidazo[4,5-*c*]quinolin-7-yloxy]propyl}-2-methylpropanamide as feathery, white crystals, mp 179-181 °C.

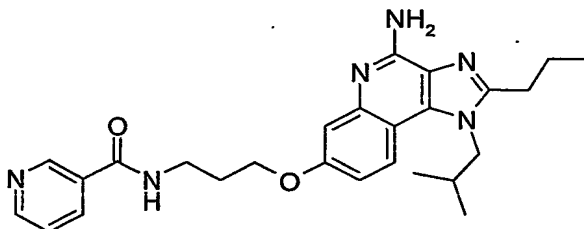
¹H NMR (300 MHz, DMSO-*d*₆) δ 7.86 (d, *J* = 9.1 Hz, 1H), 7.80 (t, *J* = 5.3 Hz, 1H), 7.04 (d, *J* = 2.4 Hz, 1H), 6.89 (dd, *J* = 8.6, 2.5 Hz, 1H), 6.36 (s, 2H), 4.28 (d, *J* = 7.6 Hz, 2H), 4.05 (t, *J* = 6.5 Hz, 2H), 3.22 (q, *J* = 6.4 Hz, 2H), 2.86 (t, *J* = 7.5 Hz, 2H), 2.34 (quintet, *J* = 6.9 Hz, 1H), 2.20-2.08 (m, 1H), 1.93-1.77 (m, 4H), 1.02 (t, *J* = 7.6 Hz, 3H), 1.00 (d, *J* = 6.9 Hz, 6H), 0.91 (d, *J* = 6.6 Hz, 6H);

MS (APCI) *m/z* 426.2871 (426.2869 calcd for C₂₄H₃₅N₅O₂, M+H);

Anal. Calcd. for C₂₄H₃₅N₅O₂: %C, 67.74; %H, 8.29; %N, 16.46. Found: %C, 67.93; %H, 8.14; %N, 16.49.

Example 16

N-{3-[4-Amino-1-(2-methylpropyl)-2-propyl-1*H*-imidazo[4,5-*c*]quinolin-7-yloxy]propyl}nicotinamide



Nicotinoyl chloride hydrochloride (0.23 g, 1.29 mmol) was added in one portion to a solution of 7-(3-aminopropoxy)-1-(2-methylpropyl)-2-propyl-1*H*-imidazo[4,5-*c*]quinolin-4-amine (0.460 g, 1.29 mmol) and triethylamine (0.383 mL, 2.75 mmol) in chloroform (15 mL), and the reaction was stirred for 16 hours. The reaction mixture was poured into saturated aqueous sodium bicarbonate and stirred for 30 minutes. The aqueous layer was separated and extracted with chloroform. The combined organic fractions were washed sequentially with water and brine, dried over magnesium sulfate, filtered, and concentrated under reduced pressure. The resulting pale yellow oil was triturated with acetonitrile, which was removed under reduced pressure. The resulting solid was recrystallized from acetonitrile to yield 0.310 g of *N*-{3-[4-amino-1-(2-methylpropyl)-2-propyl-1*H*-imidazo[4,5-*c*]quinolin-7-yloxy]propyl}nicotinamide as off-white, granular crystals, mp 172-174 °C.

¹H NMR (300 MHz, DMSO-*d*₆) δ 9.15 (d, *J* = 2.5 Hz, 1H), 8.77 (t, *J* = 5.7 Hz, 1H), 8.70 (dd, *J* = 5.0, 1.3 Hz, 1H), 8.19 (dt, *J* = 8.1, 1.7 Hz, 1H), 7.86 (d, *J* = 8.9 Hz, 1H), 7.52-7.47 (m, 1H), 7.07 (d, *J* = 2.6 Hz, 1H), 6.91 (dd, *J* = 8.9, 2.8 Hz, 1H), 6.37 (s, 2H), 4.29 (d, *J* = 7.6 Hz, 2H), 4.14 (t, *J* = 5.9 Hz, 2H), 3.49 (q, *J* = 6.1 Hz, 2H), 2.86 (t, *J* = 7.8 Hz, 2H),

5 2.21-1.95 (m, 3H), 1.84 (sextet, *J* = 7.4 Hz, 2H), 1.02 (t, *J* = 7.6 Hz, 3H), 0.91 (d, *J* = 6.1 Hz, 6H);

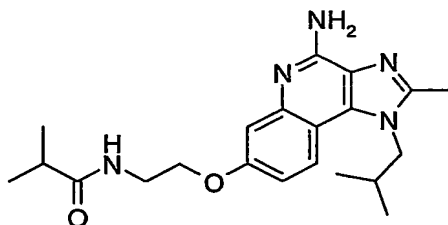
¹³C NMR (75 MHz, DMSO-*d*₆) δ 164.8, 157.1, 152.5, 151.9, 151.7, 148.3, 146.5, 134.9, 132.8, 130.0, 125.1, 123.4, 121.2, 111.5, 109.0, 108.2, 65.2, 51.2, 36.4, 28.7, 28.5, 20.9, 19.1, 13.8;

10 MS (APCI) *m/z* 461.2655 (461.2665 calcd for C₂₆H₃₂N₆O₂, M+H);

Anal. Calcd. for C₂₆H₃₂N₆O₂•0.5H₂O: %C, 66.50; %H, 7.08; %N, 17.90. Found: %C, 66.62; %H, 7.18; %N, 18.08.

Example 17

15 *N*-{2-[4-Amino-2-methyl-1-(2-methylpropyl)-1*H*-imidazo[4,5-*c*]quinolin-7-yloxy]ethyl}-2-methylpropanamide



The method described in Example 15 was used to convert 7-(2-aminoethoxy)-2-methyl-1-(2-methylpropyl)-1*H*-imidazo[4,5-*c*]quinolin-4-amine to 0.170 g of *N*-{2-[4-amino-2-methyl-1-(2-methylpropyl)-1*H*-imidazo[4,5-*c*]quinolin-7-yloxy]ethyl}-2-methylpropanamide, which was isolated as flocculent, white crystals, mp 205-206 °C.

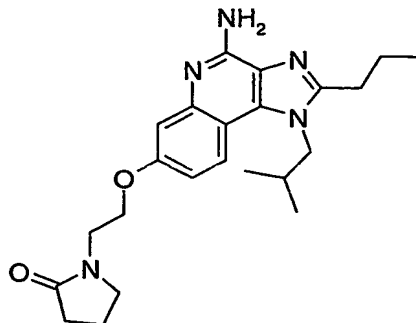
¹H NMR (300 MHz, DMSO-*d*₆) δ 8.00 (t, *J* = 5.2 Hz, 1H), 7.88 (d, *J* = 9.1 Hz, 1H), 7.07 (d, *J* = 3.0 Hz, 1H), 6.89 (dd, *J* = 8.9, 2.8 Hz, 1H), 6.50 (s, 2H), 4.27 (d, *J* = 7.5 Hz, 2H), 4.06 (t, *J* = 5.7 Hz, 2H), 3.45 (q, *J* = 5.6 Hz, 2H), 2.56 (s, 3H), 2.39 (m, 1H), 2.16 (septet, *J* = 6.7 Hz, 1H), 1.00 (d, *J* = 6.9 Hz, 6H), 0.93 (d, *J* = 6.3 Hz, 6H);

25 MS (APCI) *m/z* 456.2960 (456.2975 calcd for C₂₁H₂₉N₅O₂, M+H);

Anal. Calcd. for $C_{21}H_{29}N_5O_2$: %C, 65.77; %H, 7.62; %N, 18.26. Found: %C, 65.42; %H, 7.88; %N, 17.96.

Example 18

5 1-{2-[4-Amino-1-(2-methylpropyl)-2-propyl-1*H*-imidazo[4,5-*c*]quinolin-7-yloxy]ethyl}pyrrolidin-2-one



Part A

A mixture of 1-(2-methylpropyl)-2-propyl-1*H*-imidazo[4,5-*c*]quinolin-7-ol (0.500 g, 1.76 mmol), triphenylphosphine (0.462 g, 1.76 mmol), and 1-(2-hydroxyethyl)pyrrolidin-2-one (0.200 mL, 1.77 mmol) in THF (17 mL) was cooled to 0 °C. Diethyl azodicarboxylate (0.277 mL) was added dropwise, and the reaction mixture was allowed to warm to ambient temperature and stirred for 19 hours. Solid unreacted 1-(2-methylpropyl)-2-propyl-1*H*-imidazo[4,5-*c*]quinolin-7-ol (0.150 g, 0.42 mmol) was removed by filtration, and the filtrate was concentrated under reduced pressure. The residue was purified by column chromatography on silica gel (eluting with 98:2 dichloromethane:methanol) to provide 0.456 g of 1-{2-[1-(2-methylpropyl)-2-propyl-1*H*-imidazo[4,5-*c*]quinolin-7-yloxy]ethyl}pyrrolidin-2-one an off-white, waxy solid.

¹H NMR (300 MHz, DMSO-*d*₆) δ 9.08 (s, 1H), 8.20 (d, *J* = 9.2 Hz, 1H), 7.58 (d, *J* = 2.4 Hz, 1H), 7.35 (dd, *J* = 9.2, 2.6 Hz, 1H), 4.40 (d, *J* = 7.4 Hz, 2H), 4.27 (t, *J* = 5.7 Hz, 2H), 3.63 (t, *J* = 5.7 Hz, 2H), 3.50 (at, *J* = 7.1 Hz, 2H), 2.92 (t, *J* = 7.6 Hz, 2H), 2.30-2.10 (m, 3H), 1.98-1.83 (m, 4H), 1.04 (t, *J* = 7.5 Hz, 3H), 0.92 (d, *J* = 6.2 Hz, 6H).

Part B

The general methods described in Parts M and N of Example 2 were used to convert the material from Part A to 0.120 g of 1-{2-[4-amino-1-(2-methylpropyl)-2-

propyl-1*H*-imidazo[4,5-*c*]quinolin-7-yloxy}ethyl}pyrrolidin-2-one, which was obtained as tan, granular crystals, mp 206-208 °C.

¹H NMR (300 MHz, DMSO-*d*₆) δ 7.87 (d, *J* = 8.6 Hz, 1H), 7.07 (d, *J* = 2.3 Hz, 1H), 6.91 (dd, *J* = 9.2, 2.9 Hz, 1H), 6.41 (s, 2H), 4.29 (d, *J* = 7.5 Hz, 2H), 4.16 (t, *J* = 5.5 Hz, 2H), 3.59 (t, *J* = 5.7 Hz, 2H), 3.48 (t, *J* = 7.2 Hz, 2H), 2.86 (t, *J* = 7.5 Hz, 2H), 2.23 (t, *J* = 8.0 Hz, 2H), 2.20-2.07 (m, 1H), 1.92 (quintet, *J* = 7.2 Hz, 2H), 1.84 (sextet, *J* = 7.1 Hz, 2H), 1.02 (t, *J* = 7.0 Hz, 3H), 0.91 (d, *J* = 6.8 Hz, 6H);

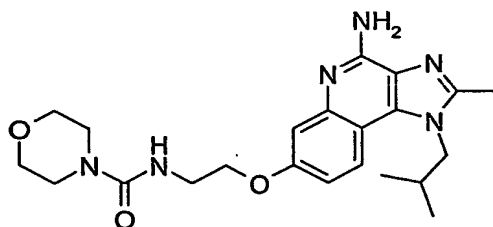
¹³C NMR (75 MHz, DMSO-*d*₆) δ 174.1, 156.8, 152.6, 152.0, 146.4, 132.7, 125.1, 121.3, 111.5, 109.2, 108.2, 65.4, 51.2, 47.3, 41.4, 30.3, 28.7, 28.5, 20.9, 19.1, 17.6, 13.8;

MS (APCI) *m/z* 410.2541 (410.2556 calcd for C₂₃H₃₁N₅O₂, M+H);

Anal. Calcd. for C₂₃H₃₁N₅O₂: %C, 67.46; %H, 7.63; %N, 17.10. Found: %C, 67.28; %H, 7.53; %N, 17.16.

Example 19

N-(2-{{[4-Amino-2-methyl-1-(2-methylpropyl)-1*H*-imidazo[4,5-*c*]quinolin-7-yl]oxy}ethyl)morpholine-4-carboxamide



A suspension of 7-(2-aminoethoxy)-2-methyl-1-(2-methylpropyl)-1*H*-imidazo[4,5-*c*]quinolin-4-amine (0.300 g, 0.958 mmol) in chloroform (10 mL) was cooled to 0 °C. 4-Morpholinecarbonyl chloride (0.110 mL, 0.942 mmol) was added dropwise, and the reaction was stirred for five minutes at 0 °C. The reaction was then allowed to warm to ambient temperature over a period of 15 minutes, and the solvent was removed under reduced pressure. The resulting off-white solid was dissolved in dichloromethane. The solution was washed sequentially with 10% aqueous sodium hydroxide, water, and brine; dried over magnesium sulfate; filtered; and concentrated under reduced pressure. The residue was recrystallized from acetonitrile to provide 0.150 g of *N*-(2-{{[4-amino-2-methyl-1-(2-methylpropyl)-1*H*-imidazo[4,5-*c*]quinolin-7-yl]oxy}ethyl)morpholine-4-carboxamide as a white powder, mp 215-219 °C (decomposition).

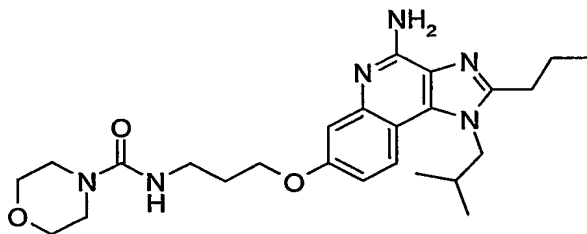
^1H NMR (300 MHz, DMSO- d_6) δ 7.86 (d, $J = 8.7\text{ Hz}$, 1H), 7.06 (d, $J = 2.6\text{ Hz}$, 1H), 6.91 (dd, $J = 9.1, 2.7\text{ Hz}$, 1H), 6.77 (t, $J = 5.3\text{ Hz}$, 1H), 6.42 (s, 2H), 4.27 (d, $J = 7.5\text{ Hz}$, 2H), 4.07 (t, $J = 5.8\text{ Hz}$, 2H), 3.53 (t, $J = 5.0\text{ Hz}$, 4H), 3.44 (q, $J = 5.8\text{ Hz}$, 2H), 3.27 (t, $J = 5.1\text{ Hz}$, 4H), 2.56 (s, 3H), 2.16 (m, 1H), 0.93 (d, $J = 6.3\text{ Hz}$, 6H);

5 MS (APCI) m/z 427.2475 (427.2458 calcd for $\text{C}_{22}\text{H}_{30}\text{N}_6\text{O}_3$, M+H);

Anal. Calcd. for $\text{C}_{22}\text{H}_{30}\text{N}_6\text{O}_3$: %C, 61.95; %H, 7.09; %N, 19.70. Found: %C, 61.96; %H, 7.18; %N, 19.37.

Example 20

10 *N*-(3-{{[4-Amino-2-propyl-1-(2-methylpropyl)-1*H*-imidazo[4,5-*c*]quinolin-7-yl]oxy}propyl)morpholine-4-carboxamide



The general method described in Example 19 was used to convert 7-(3-aminopropoxy)-1-(2-methylpropyl)-2-propyl-1*H*-imidazo[4,5-*c*]quinolin-4-amine to *N*-(3-{{[4-amino-2-propyl-1-(2-methylpropyl)-1*H*-imidazo[4,5-*c*]quinolin-7-yl]oxy}propyl)morpholine-4-carboxamide, which was isolated as a white solid, mp 145 °C.

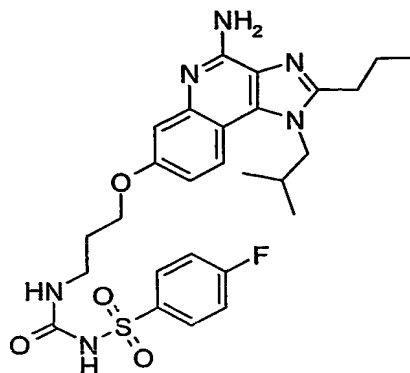
15 ^1H NMR (300 MHz, DMSO- d_6) δ 7.86 (d, $J = 9.5\text{ Hz}$, 1H), 7.05 (d, $J = 2.7\text{ Hz}$, 1H), 6.89 (dd, $J = 8.6, 2.4\text{ Hz}$, 1H), 6.61 (t, $J = 5.2\text{ Hz}$, 1H), 6.36 (s, 2H), 4.28 (d, $J = 7.7\text{ Hz}$, 2H), 4.06 (t, $J = 6.2\text{ Hz}$, 2H), 3.53 (t, $J = 4.8\text{ Hz}$, 4H), 3.28-3.18 (m, 6H), 2.86 (t, $J = 7.5\text{ Hz}$, 2H), 2.21-2.04 (m, 1H), 1.97-1.76 (m, 4H), 1.02 (t, $J = 7.0\text{ Hz}$, 3H), 0.91 (d, $J = 6.8\text{ Hz}$, 6H);

20 MS (APCI) m/z 469.2937 (469.2927 calcd for $\text{C}_{25}\text{H}_{36}\text{N}_6\text{O}_3$, M+H);

Anal. Calcd. for $\text{C}_{25}\text{H}_{36}\text{N}_6\text{O}_3 \cdot \text{H}_2\text{O}$: %C, 61.71; %H, 7.87; %N, 17.27. Found: %C, 25 61.36; %H, 7.96; %N, 17.55.

Example 21

N-{[(3-{[4-Amino-1-(2-methylpropyl)-2-propyl-1*H*-imidazo[4,5-*c*]quinolin-7-yl]oxy}propyl)amino]carbonyl}-4-fluorobenzenesulfonamide



5 A solution of 7-(3-aminopropoxy)-1-(2-methylpropyl)-2-propyl-1*H*-imidazo[4,5-*c*]quinolin-4-amine (0.500 g, 1.41 mmol) in chloroform (15 mL) was cooled to 0 °C; 4-fluorobenzenesulfonyl isocyanate (0.548 g, 2.72 mmol) was added in three portions over a period of 30 minutes. A white precipitate was present and was isolated by filtration, washed with chloroform, and dried overnight in a vacuum oven at 60 °C to provide 0.671
10 g of *N*-{[(3-{[4-amino-1-(2-methylpropyl)-2-propyl-1*H*-imidazo[4,5-*c*]quinolin-7-yl]oxy}propyl)amino]carbonyl}-4-fluorobenzenesulfonamide as a white powder, mp 194-198 °C.

¹H NMR (300 MHz, DMSO-*d*₆) δ 7.98-7.85 (m, 3H), 7.37 (t, *J* = 8.7 Hz, 2H), 7.07 (d, *J* = 2.5 Hz, 1H), 6.92 (dd, *J* = 8.7, 2.5 Hz, 1H), 6.76 (s, 2H), 6.57 (s, 1H), 4.30 (d, *J* = 7.6 Hz, 2H), 3.99 (t, *J* = 6.3 Hz, 2H), 3.14 (aq, *J* = 6.2 Hz, 2H), 2.87 (t, *J* = 7.5 Hz, 2H), 2.22-2.05
15 (m, 1H), 1.91-1.77 (m, 4H), 1.02 (t, *J* = 7.3 Hz, 3H), 0.92 (d, *J* = 6.2 Hz, 6H);

MS (APCI) *m/z* 557.2365 (557.2346 calcd for C₂₇H₃₃FN₆O₄S, M+H);

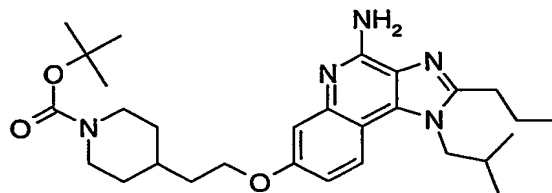
Anal. Calcd. for C₂₇H₃₃FN₆O₄S: %C, 58.26; %H, 5.98; %N, 15.10; %S, 5.76; %F, 3.41.

Found: %C, 57.96; %H, 5.96; %N, 15.04; %S, 5.47; %F, 3.59.

20

Example 22

tert-Butyl 4-(2-{{[4-amino-1-(2-methylpropyl)-2-propyl-1*H*-imidazo[4,5-*c*]quinolin-7-yl]oxy}ethyl)piperidine-1-carboxylate



5 Part A

The general methods described in Parts J and K of Example 2 were used to prepare *tert*-butyl 4-(2-iodoethyl)piperidine-1-carboxylate, which was isolated as a yellow oil.

Part B

10 The general method described in Part L of Example 2 was used to treat 1-(2-methylpropyl)-2-propyl-1*H*-imidazo[4,5-*c*]quinolin-7-ol with *tert*-butyl 4-(2-iodoethyl)piperidine-1-carboxylate. After the work-up procedure, *tert*-butyl 4-(2-{{[1-(2-methylpropyl)-2-propyl-1*H*-imidazo[4,5-*c*]quinolin-7-yl]oxy}ethyl)piperidine-1-

15 ¹H NMR (300 MHz, DMSO-*d*₆) δ 9.06 (s, 1H), 8.18 (d, *J* = 9.4 Hz, 1H), 7.56 (d, *J* = 2.5 Hz, 1H), 7.33 (dd, *J* = 9.0, 2.9 Hz, 1H), 4.39 (d, *J* = 7.4 Hz, 2H), 4.19 (t, *J* = 6.2 Hz, 2H), 3.99-3.86 (m, 3H), 2.92 (t, *J* = 7.2 Hz, 2H), 2.81-2.62 (m, 2H), 2.25-2.06 (m, 1H), 1.89 (sextet, *J* = 7.4 Hz, 2H), 1.80-1.64 (m, 4H), 1.39 (s, 9H), 1.20-1.00 (m, 2H), 1.04 (t, *J* = 7.6 Hz, 3H), 0.92 (d, *J* = 6.3 Hz, 6H).

Part C

20 The general methods described in Parts M and N of Example 2 were used to aminate *tert*-butyl 4-(2-{{[1-(2-methylpropyl)-2-propyl-1*H*-imidazo[4,5-*c*]quinolin-7-yl]oxy}ethyl)piperidine-1-carboxylate. The crude product was triturated with hot acetonitrile and isolated by filtration to yield *tert*-butyl 4-(2-{{[4-amino-1-(2-methylpropyl)-2-propyl-1*H*-imidazo[4,5-*c*]quinolin-7-yl]oxy}ethyl)piperidine-1-

25 carboxylate as an orange solid, mp 196.4-199.6 °C.

¹H NMR (300 MHz, DMSO-*d*₆) δ 7.84 (d, *J* = 9.4 Hz, 1H), 7.05 (d, *J* = 2.6 Hz, 1H), 6.89 (dd, *J* = 8.9, 2.6 Hz, 1H), 6.38 (s, 2H), 4.28 (d, *J* = 7.5 Hz, 2H), 4.09 (t, *J* = 5.6 Hz, 2H), 3.98-3.88 (m, 2H), 2.86 (t, *J* = 7.8 Hz, 2H), 2.80-2.63 (m, 2H), 2.18-2.08 (m, 1H), 1.83

(sextet, $J = 7.4$ Hz, 2H), 1.76-1.63 (m, 5H), 1.39 (s, 9H), 1.15-1.01 (m, 2H), 1.01 (t, $J = 7.6$ Hz, 3H), 0.91 (d, $J = 6.3$ Hz, 6H);

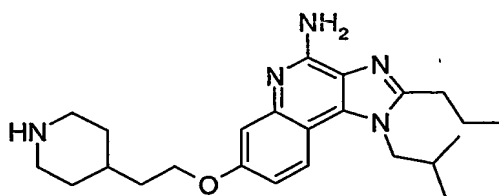
MS (APCI) m/z 510.3424 (510.3444 calcd for $C_{29}H_{43}N_5O_3$, M+H);

Anal. Calcd. for $C_{29}H_{43}N_5O_3$: %C, 68.34; %H, 8.50; %N, 13.74. Found: %C, 68.05; %H, 8.67; %N, 13.54.

5

Example 23

1-(2-Methylpropyl)-7-(2-piperidin-4-ylethoxy)-2-propyl-1*H*-imidazo[4,5-*c*]quinolin-4-amine



10

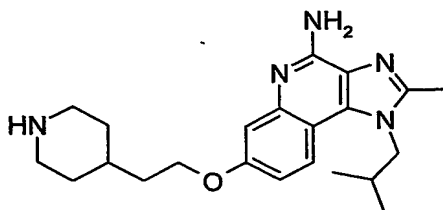
The general method described in Part O of Example 2 was used to convert *tert*-butyl 4-(2-([4-amino-1-(2-methylpropyl)-2-propyl-1*H*-imidazo[4,5-*c*]quinolin-7-yl]oxy)ethyl)piperidine-1-carboxylate to 1-(2-methylpropyl)-7-(2-piperidin-4-ylethoxy)-2-propyl-1*H*-imidazo[4,5-*c*]quinolin-4-amine, which was isolated as a brown solid.

1H NMR (300 MHz, DMSO- d_6) δ 7.85 (d, $J = 9.3$ Hz, 1H), 7.04 (d, $J = 3.0$ Hz, 1H), 6.89 (dd, $J = 9.1, 2.8$ Hz, 1H), 6.35 (s, 2H), 4.28 (d, $J = 6.9$ Hz, 2H), 4.08 (t, $J = 6.5$ Hz, 2H), 2.97-2.88 (m, 2H), 2.86 (t, $J = 7.4$ Hz, 2H), 2.50-2.37 (m, 2H), 2.21-2.07 (m, 1H), 1.83 (sextet, $J = 7.4$ Hz, 2H), 1.70-1.50 (m, 6H), 1.18-0.97 (m, 2H), 1.02 (t, $J = 7.5$ Hz, 3H), 0.91 (d, $J = 6.2$ Hz, 6H);

MS (APCI) m/z 410.2918 (410.2920 calcd for $C_{24}H_{35}N_5O$, M+H).

20

Example 24

2-Methyl-1-(2-methylpropyl)-7-(2-piperidin-4-ylethoxy)-1*H*-imidazo[4,5-*c*]quinolin-4-amine

5 Part A

The general method described in Part L of Example 2 was used to treat 2-methyl-1-(2-methylpropyl)-1*H*-imidazo[4,5-*c*]quinolin-7-ol with *tert*-butyl 4-(2-iodoethyl)piperidine-1-carboxylate. After chromatographic purification, *tert*-butyl 4-(2-{{2-methyl-1-(2-methylpropyl)-1*H*-imidazo[4,5-*c*]quinolin-7-yl}oxy}ethyl)piperidine-1-carboxylate was isolated as a viscous, orange oil.

10

¹H NMR (300 MHz, DMSO-*d*₆) δ 9.03 (s, 1H), 8.19 (d, *J* = 9.0 Hz, 1H), 7.56 (d, *J* = 2.1 Hz, 1H), 7.34 (dd, *J* = 9.2, 2.6 Hz, 1H), 4.38 (d, *J* = 7.5 Hz, 2H), 4.19 (t, *J* = 6.3 Hz, 2H), 3.99-3.88 (m, 2H), 2.82-2.62 (m, 2H), 2.63 (s, 3H), 2.19 (septet, *J* = 6.9 Hz, 1H), 1.81-1.61 (m, 5H), 1.39 (s, 9H), 1.18-0.99 (m, 2H), 0.93 (d, *J* = 6.9 Hz, 6H).

15 Part B

The general methods described in Parts M and N of Example 2 were used to aminate *tert*-butyl 4-(2-{{2-methyl-1-(2-methylpropyl)-1*H*-imidazo[4,5-*c*]quinolin-7-yl}oxy}ethyl)piperidine-1-carboxylate (3.6 g, 9.8 mmol). The crude product was triturated with hot acetonitrile and isolated by filtration to yield 2.67 g of *tert*-butyl 4-(2-{{4-amino-2-methyl-1-(2-methylpropyl)-1*H*-imidazo[4,5-*c*]quinolin-7-yl}oxy}ethyl)piperidine-1-carboxylate as a white solid.

20

¹H NMR (300 MHz, DMSO-*d*₆) δ 7.85 (d, *J* = 9.3 Hz, 1H), 7.05 (d, *J* = 2.7 Hz, 1H), 6.89 (dd, *J* = 8.6, 2.6 Hz, 1H), 6.39 (s, 2H), 4.27 (d, *J* = 7.5 Hz, 2H), 4.09 (t, *J* = 6.0 Hz, 2H), 3.99-3.87 (m, 2H), 2.81-2.63 (m, 2H), 2.56 (s, 3H), 2.24-2.08 (m, 1H), 1.80-1.60 (m, 5H), 1.39 (s, 9H), 1.18-0.98 (m, 2H), 0.93 (d, *J* = 6.6 Hz, 6H).

25

Part C

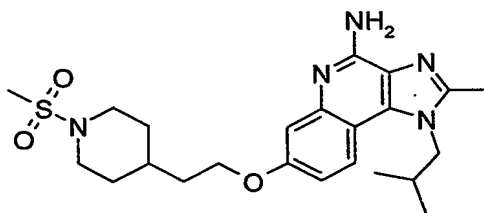
The general method described in Part O of Example 2 was used to convert the material from Part B to 1.93 g of 2-methyl-1-(2-methylpropyl)-7-(2-piperidin-4-ylethoxy)-1*H*-imidazo[4,5-*c*]quinolin-4-amine, which was isolated as a tan solid.

- 5 ¹H NMR (300 MHz, DMSO-*d*₆) δ 7.85 (d, *J* = 8.7 Hz, 1H), 7.04 (d, *J* = 1.8 Hz, 1H), 6.89 (d, *J* = 8.7 Hz, 1H), 6.40 (s, 2H), 4.26 (d, *J* = 6.9 Hz, 2H), 4.08 (t, *J* = 5.4 Hz, 2H), 3.41-3.12 (m, 2H), 3.02-2.86 (m, 2H), 2.56 (s, 3H), 2.24-2.07 (m, 1H), 1.76-1.48 (m, 5H), 1.28-1.00 (m, 3H), 0.93 (d, *J* = 6.3 Hz, 6H).

10

Example 25

7-{2-[1-(Methanesulfonyl)piperidin-4-yl]ethoxy}-2-methyl-1-(2-methylpropyl)-1*H*-imidazo[4,5-*c*]quinolin-4-amine



15

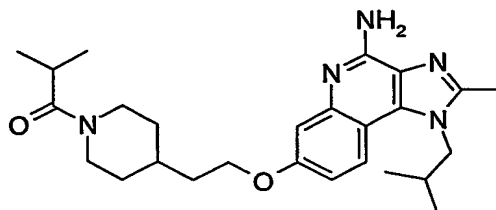
The general method described in Example 11 was used to convert 2-methyl-1-(2-methylpropyl)-7-(2-piperidin-4-ylethoxy)-1*H*-imidazo[4,5-*c*]quinolin-4-amine to 0.150 g of 7-{2-[1-(methanesulfonyl)piperidin-4-yl]ethoxy}-2-methyl-1-(2-methylpropyl)-1*H*-imidazo[4,5-*c*]quinolin-4-amine, which was isolated as an off-white powder.

20

¹H NMR (300 MHz, DMSO-*d*₆) δ 7.85 (d, *J* = 9.3 Hz, 1H), 7.06 (d, *J* = 2.5 Hz, 1H), 6.90 (dd, *J* = 8.5, 2.5 Hz, 1H), 6.39 (s, 2H), 4.27 (d, *J* = 6.8 Hz, 2H), 4.11 (t, *J* = 6.3 Hz, 2H), 3.59-3.49 (m, 2H), 2.84 (s, 3H), 2.70 (ddd, *J* = 11.9, 11.9, 1.4 Hz, 2H), 2.56 (s, 3H), 2.23-2.09 (m, 1H), 1.90-1.55 (m, 5H), 1.35-1.17 (m, 2H), 0.93 (d, *J* = 7.2 Hz, 6H).

Example 26

1-(4-{2-[4-Amino-2-methyl-1-(2-methylpropyl)-1*H*-imidazo[4,5-*c*]quinolin-7-yloxy]ethyl}piperidin-1-yl)-2-methylpropan-1-one



5 The general method described in Example 15 was used to convert 2-methyl-1-(2-methylpropyl)-7-(2-piperidin-4-ylethoxy)-1*H*-imidazo[4,5-*c*]quinolin-4-amine to 0.158 g of 1-(4-{2-[4-amino-2-methyl-1-(2-methylpropyl)-1*H*-imidazo[4,5-*c*]quinolin-7-yloxy]ethyl}piperidin-1-yl)-2-methylpropan-1-one, which was isolated as an off-white solid, mp 205.1-207.1 °C.

10 ¹H NMR (300 MHz, DMSO-*d*₆) δ 7.85 (d, *J* = 9.3 Hz, 1H), 7.05 (d, *J* = 2.5 Hz, 1H), 6.90 (dd, *J* = 8.6, 2.5 Hz, 1H), 6.40 (s, 2H), 4.39 (ad, *J* = 11.7 Hz, 1H), 4.27 (d, *J* = 7.5 Hz, 2H), 4.10 (t, *J* = 6.3 Hz, 2H), 3.93 (ad, *J* = 13.3 Hz, 1H), 3.00 (at, *J* = 12.4 Hz, 1H), 2.85 (septet, *J* = 6.7 Hz, 1H), 2.56 (s, 3H), 2.6-2.5 (m, 1H), 2.19 (m, 1H), 1.87-1.65 (m, 5H), 1.28-0.98 (m, 8H), 0.93 (d, *J* = 7.0 Hz, 6H);

15 ¹³C NMR (75 MHz, DMSO-*d*₆) δ 173.9, 157.2, 151.9, 149.2, 146.5, 132.8, 124.9, 121.1, 111.5, 108.9, 108.1, 65.0, 51.6, 44.9, 41.2, 35.0, 32.7, 31.6, 28.9, 28.7, 19.5, 19.4, 19.2, 13.9;

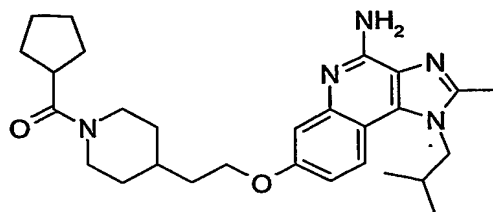
MS (APCI) *m/z* 452.3037 (452.3026 calcd for C₂₆H₃₇N₅O₂, M+H);

Anal. Calcd. for C₂₆H₃₇N₅O₂•0.1H₂O: %C, 68.87; %H, 8.27; %N, 15.45. Found: %C,

20 68.37; %H, 8.33; %N, 15.07.

Example 27

7-{2-[1-(Cyclopentylcarbonyl)piperidin-4-yl]ethoxy}-2-methyl-1-(2-methylpropyl)-1*H*-imidazo[4,5-*c*]quinolin-4-amine



5 The general method described in Example 15 was used to treat 2-methyl-1-(2-methylpropyl)-7-(2-piperidin-4-ylethoxy)-1*H*-imidazo[4,5-*c*]quinolin-4-amine with cyclopentanecarbonyl chloride to provide 0.158 g of 7-{2-[1-(cyclopentylcarbonyl)piperidin-4-yl]ethoxy}-2-methyl-1-(2-methylpropyl)-1*H*-imidazo[4,5-*c*]quinolin-4-amine, which was isolated as an off-white solid, mp 235.7-238.1
10 °C.

¹H NMR (300 MHz, DMSO-*d*₆) δ 7.85 (d, *J* = 9.1 Hz, 1H), 7.05 (d, *J* = 1.7 Hz, 1H), 6.90 (dd, *J* = 8.8, 2.5 Hz, 1H), 6.40 (s, 2H), 4.44-4.32 (m, 1H), 4.26 (d, *J* = 6.6 Hz, 2H), 4.12-4.08 (m, 2H), 4.0-3.92 (m, 1H), 3.04-2.90 (m, 2H), 2.56 (s, 3H), 2.52-2.48 (m, 1H), 2.24-2.1 (m, 1H), 1.84-1.42 (m, 13H), 1.20-0.96 (m, 2H), 0.93 (d, *J* = 7.2 Hz, 6H);

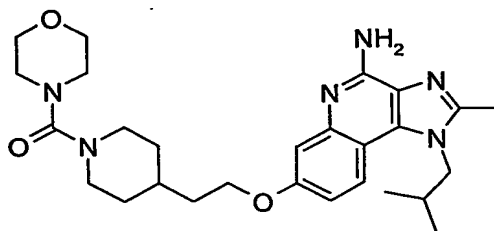
15 ¹³C NMR (75 MHz, DMSO-*d*₆) δ 173.0, 157.1, 151.9, 149.2, 146.5, 132.8, 124.9, 121.1, 111.5, 108.9, 108.1, 65.0, 51.6, 45.0, 41.4, 35.0, 32.7, 32.5, 31.6, 29.7, 28.7, 25.6, 19.2, 13.9;

MS (APCI) *m/z* 478.3189 (478.3182 calcd for C₂₈H₃₉N₅O₂, M+H);

20 Anal. Calcd. for C₂₈H₃₉N₅O₂•0.45H₂O: %C, 69.23; %H, 8.28; %N, 14.42. Found: %C, 68.67; %H, 8.44; %N, 14.21.

Example 28

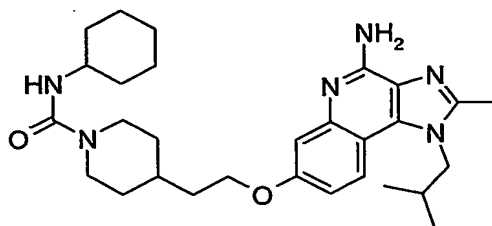
2-Methyl-1-(2-methylpropyl)-7-{2-[1-(morpholin-4-ylcarbonyl)piperidin-4-yl]ethoxy}-
1*H*-imidazo[4,5-*c*]quinolin-4-amine



- 5 A modification of the method described in Example 19 was used to convert 2-methyl-1-(2-methylpropyl)-7-(2-piperidin-4-ylethoxy)-1*H*-imidazo[4,5-*c*]quinolin-4-amine to 0.195 g of 2-methyl-1-(2-methylpropyl)-7-{2-[1-(morpholin-4-ylcarbonyl)piperidin-4-yl]ethoxy}-1*H*-imidazo[4,5-*c*]quinolin-4-amine, which was isolated as an off-white powder, mp 205-208 °C. The product was not recrystallized.
- 10 ¹H NMR (300 MHz, DMSO-*d*₆) δ 7.85 (d, *J* = 9.2 Hz, 1H), 7.05 (d, *J* = 3.1 Hz, 1H), 6.90 (dd, *J* = 8.8, 2.5 Hz, 1H), 6.45 (s, 2H), 4.27 (d, *J* = 7.4 Hz, 2H), 4.10 (t, *J* = 5.5 Hz, 2H), 3.64-3.52 (m, 6H), 3.10 (at, *J* = 4.6 Hz, 4H), 2.73 (at, *J* = 11.9 Hz, 2H), 2.56 (s, 3H), 2.21-2.12 (m, 1H), 1.77-1.65 (m, 5H), 1.23-1.09 (m, 2H), 0.93 (d, *J* = 6.6 Hz, 6H);
- ¹³C NMR (75 MHz, DMSO-*d*₆) δ 163.2, 157.2, 151.8, 149.3, 146.3, 132.9, 124.9, 121.2,
- 15 111.6, 108.9, 107.9, 65.9, 65.0, 51.7, 47.1, 46.4, 35.2, 32.7, 31.3, 28.8, 19.3, 14.0;
- MS (APCI) *m/z* 495.3080 (495.3084 calcd for C₂₇H₃₈N₆O₃, M+H);
- Anal. Calcd. for C₂₇H₃₈N₆O₃: %C, 65.56; %H, 7.74; %N, 16.99. Found: %C, 65.21; %H, 7.40; %N, 16.68.

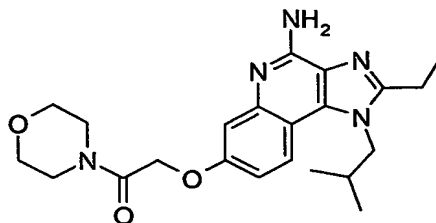
Example 29

4-(2-{{[4-Amino-2-methyl-1-(2-methylpropyl)-1*H*-imidazo[4,5-*c*]quinolin-7-yl]oxy} ethyl)-
N-cyclohexylpiperidine-1-carboxamide



- 5 A solution of 2-methyl-1-(2-methylpropyl)-7-(2-piperidin-4-ylethoxy)-1*H*-
imidazo[4,5-*c*]quinolin-4-amine (0.300 g, 0.786 mmol) in chloroform was cooled to 0 °C.
Cyclohexyl isocyanate (0.100 mL, 0.783 mmol) was added dropwise, and the reaction was
stirred for 30 minutes. The solvent was removed under reduced pressure, and the residue
was purified by column chromatography on silica gel (eluting with
10 dichloromethane:methanol ranging in ratios from 99:1 to 95:5). The resulting product was
recrystallized from ethanol to provide 0.130 g of 4-(2-{{[4-amino-2-methyl-1-(2-
methylpropyl)-1*H*-imidazo[4,5-*c*]quinolin-7-yl]oxy} ethyl)-*N*-cyclohexylpiperidine-1-
carboxamide as a white powder, mp 213.7-215.7 °C.
- ¹H NMR (300 MHz, DMSO-*d*₆) δ 7.85 (d, *J* = 9.5 Hz, 1H), 7.05 (d, *J* = 3.0 Hz, 1H), 6.89
15 (dd, *J* = 8.6, 2.5 Hz, 1H), 6.43 (s, 2H), 6.06 (d, *J* = 7.6 Hz, 1H), 4.27 (d, *J* = 7.5 Hz, 2H),
4.09 (t, *J* = 6.0 Hz, 2H), 4.0-3.92 (m, 2H), 3.44-3.3 (m, 1H), 2.60 (t, *J* = 11.5 Hz, 2H), 2.56
(s, 3H), 2.16 (m, 1H), 1.77-1.50 (m, 10H), 1.3-0.96 (m, 7H), 0.93 (d, *J* = 6.3 Hz, 6H); MS
(APCI) *m/z* 507.3465 (507.3448 calcd for C₂₉H₄₂N₆O₂, M+H);
Anal. Calcd. for C₂₉H₄₂N₆O₂•0.5H₂O: %C, 67.54; %H, 8.40; %N, 16.30. Found: %C,
20 67.78; %H, 8.43; %N, 16.46.

Example 30

2-Ethyl-1-(2-methylpropyl)-7-(2-morpholin-4-yl-2-oxoethoxy)-1*H*-imidazo[4,5-*c*]quinolin-4-amine

5 Part A

The general method described in Part A of Example 9 was followed. Triethyl orthopropionate (7.66 mL, 58.1 mmol) was added in lieu of triethyl orthoacetate to a solution of 7-benzyloxy-*N*⁴-(2-methylpropyl)quinoline-3,4-diamine (18.68 g, 58.11 mmol) in xylenes (200 mL). At the end of the reaction, the precipitate was collected in three
10 crops to provide 7.16 g of 7-benzyloxy-2-ethyl-1-(2-methylpropyl)-1*H*-imidazo[4,5-*c*]quinoline as a light-brown solid, mp 127 °C.

Anal. Calcd. for C₂₃H₂₅N₃O: %C, 76.85; %H, 7.01; %N, 11.69. Found: %C, 76.86; %H, 7.10; %N, 11.77.

Part B

15 The general method described in Part J of Example 1 was followed using 7-benzyloxy-2-ethyl-1-(2-methylpropyl)-1*H*-imidazo[4,5-*c*]quinoline (3.43 g, 9.54 mmol) in lieu of 7-benzyloxy-1-(2-methylpropyl)-2-propyl-1*H*-imidazo[4,5-*c*]quinolin-4-amine. The crude product was recrystallized from acetonitrile, isolated by filtration, and dried for two days in an oven at 60 °C to provide 0.92 g of 2-ethyl-1-(2-methylpropyl)-1*H*-
20 imidazo[4,5-*c*]quinolin-7-ol as an off-white solid, mp > 250 °C.

Anal. Calcd. for C₁₆H₁₉N₃O: %C, 71.35; %H, 7.11; %N, 15.60. Found: %C, 71.36; %H, 7.02; %N, 15.60.

Part C

25 A solution of bromoacetyl bromide (3.0 mL, 0.034 mol) in dichloromethane (240 mL) was cooled to -25 °C. A solution of morpholine (9.0 mL, 0.10 mol) in dichloromethane (20 mL) was slowly added over a period of one hour. After the addition was complete, the reaction was stirred at -25 °C for 15 minutes and allowed to warm to

ambient temperature. Dichloromethane was added, and the resulting solution was washed with water, 1N aqueous hydrogen chloride, and brine; dried over magnesium sulfate; filtered; and concentrated under reduced pressure to provide 4-(2-bromoacetyl)morpholine as a colorless oil.

5 Part D

Under a nitrogen atmosphere, a mixture of 2-ethyl-1-(2-methylpropyl)-1*H*-imidazo[4,5-*c*]quinolin-7-ol (1.97 g, 7.31 mmol), solid cesium carbonate (4.77 g, 14.6 mmol), and DMF (105 mL) was heated at 85 °C for 30 minutes. The heat was removed, and a solution of 4-(2-bromoacetyl)morpholine (1.83 g, 8.77 mmol) in DMF (20 mL) was added over a period of 12 minutes. The reaction was heated at 85 °C for 3.5 hours, and methanol (1 mL) was then added. The reaction mixture was filtered to remove solids, and the filtrate was concentrated under reduced pressure to provide an orange oil. The oil was triturated with ethyl acetate and water to provide a fluffy, white solid that was isolated by filtration. The filtrate was concentrated under reduced pressure to provide a solid that was stirred with diethyl ether and water and isolated by filtration. The two solids were combined and dried in a vacuum oven at 60 °C to provide 2.75 g of 2-ethyl-1-(2-methylpropyl)-7-(2-morpholin-4-yl-2-oxoethoxy)-1*H*-imidazo[4,5-*c*]quinoline as a yellow semi-solid.

15 Part E

Over a period of 30 minutes, mCPBA (1.85 g, 5.47 mmol, 50% pure) was added in four portions to a solution of 2-ethyl-1-(2-methylpropyl)-7-(2-morpholin-4-yl-2-oxoethoxy)-1*H*-imidazo[4,5-*c*]quinoline (2.13 g, 5.47 mmol) in chloroform (200 mL). The reaction was stirred overnight at ambient temperature, washed twice with 1% aqueous sodium carbonate, and concentrated under reduced pressure. The residue was purified by column chromatography on silica gel (eluting with 95:5 dichloromethane:methanol) to provide 0.53 g of 2-ethyl-1-(2-methylpropyl)-7-(2-morpholin-4-yl-2-oxoethoxy)-5-oxido-1*H*-imidazo[4,5-*c*]quinoline.

25 Part F

Ammonium hydroxide (0.5 mL) was added to a solution of 2-ethyl-1-(2-methylpropyl)-7-(2-morpholin-4-yl-2-oxoethoxy)-5-oxido-1*H*-imidazo[4,5-*c*]quinoline (0.53 g, 1.28 mmol) in dichloromethane (3 mL), and the mixture was cooled to 0 °C. *p*-

Toluenesulfonyl chloride (0.29 g, 1.5 mmol) was added in small portions over a period of 20 minutes. The reaction was stirred at ambient temperature overnight. The reaction mixture was partitioned between dichloromethane and 1% aqueous sodium carbonate. The organic fraction was washed with 1% aqueous sodium carbonate (2 x 30 mL), dried
 5 over magnesium sulfate, filtered, and concentrated under reduced pressure. The crude product was recrystallized from ethyl acetate, isolated by filtration, washed with cold hexanes, and dried under high vacuum at 55 °C to provide 0.391 g of 2-ethyl-1-(2-methylpropyl)-7-(2-morpholin-4-yl-2-oxoethoxy)-1*H*-imidazo[4,5-*c*]quinolin-4-amine as off-white needles, mp 219-220 °C.

¹H NMR (300 MHz, DMSO-*d*₆) δ 7.87 (d, *J* = 9.0 Hz, 1H), 7.05 (d, *J* = 2.4 Hz, 1H), 6.94 (dd, *J* = 9.0, 2.7 Hz, 1H), 6.4 (br s, 2H), 4.9 (s, 2H), 4.28 (d, *J* = 7.2 Hz, 2H), 4.9-4.28 (m, 8H), 2.91 (q, *J* = 7.5 Hz, 2H), 2.15 (septet, *J* = 6.7 Hz, 1H), 1.36 (t, *J* = 7.5 Hz, 3H), 0.91 (d, *J* = 6.6 Hz, 6H);

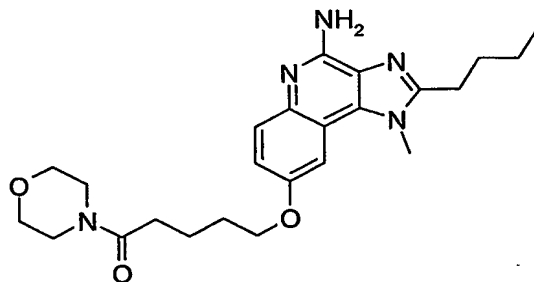
¹³C NMR (75 MHz, DMSO-*d*₆) δ 166.5, 156.9, 154.1, 152.3, 146.7, 133.2, 125.5, 121.5,
 :15 111.8, 109.7, 108.9, 66.4, 66.3, 51.5, 45.2, 42.0, 29.1, 20.5, 19.5, 12.4;

MS (ESI) *m/z* 412.2344 (412.2349 calcd. for C₂₂H₂₉N₅O₃, M+H);

Anal. Calcd. for C₂₂H₂₉N₅O₃: %C, 64.21; %H, 7.10; %N, 17.02. Found: %C, 64.07; %H, 7.21; %N, 16.99.

Example 31

20 2-Butyl-1-methyl-8-[(5-morpholin-4-yl-5-oxopentyl)oxy]-1*H*-imidazo[4,5-*c*]quinolin-4-amine trifluoroacetate



Part A

Methylamine (available as a 40% solution in water, 24 mL, 0.28 mol) was added to
 25 a solution of 6-benzyloxy-4-chloro-3-nitroquinoline (15.0 g, 48.5 mmol), prepared as described in Parts A-D of Example 2, in distilled water (300 mL), and the reaction was

stirred at 100 °C for 1.5 hours. The reaction was allowed to cool to ambient temperature and stirred for four hours. A precipitate formed, which was isolated by filtration and washed with distilled water (3 x 60 mL). The solid was combined with material from another run and recrystallized from 2-propanol. The crystals were isolated by filtration,
5 washed twice with cold hexanes, and dried for three days under high vacuum to provide 24.10 g of (6-benzyloxy-3-nitroquinolin-4-yl)methylamine as yellow crystals.

Part B

A warm solution (37 °C) of (6-benzyloxy-3-nitroquinolin-4-yl)methylamine (23.98 g, 77.6 mmol) in toluene (1.5 L) was added to a Parr vessel containing 5% platinum on
10 carbon (11.78 g, 0.0604 mol) and a small volume of toluene. The vessel was placed under hydrogen pressure (35 psi, 2.4×10^5 Pa) for 2.5 hours. The catalyst was removed by filtration, and the filtrate was concentrated under reduced pressure at 55 °C to provide 15.57 g of 6-benzyloxy-*N*⁴-methylquinoline-3,4-diamine as a brown oil.

Part C

15 Under a nitrogen atmosphere, trimethyl orthovalerate (18.51 mL, 0.107 mol) was added dropwise to a solution of 6-benzyloxy-*N*⁴-methylquinoline-3,4-diamine (15.57 g, 0.0537 mol) in xylenes (150 mL), and the reaction was heated at reflux temperature overnight. The reaction was not complete as evidenced by thin layer chromatography (TLC), and additional trimethyl orthovalerate (9.25 mL, 0.0537 mol) was added. The
20 reaction was heated at reflux overnight, and a Dean-Stark trap was used to collect the volatiles. The reaction was then heated at 170 °C for 4.5 hours, and about 100 mL of solvent were removed by distillation. The reaction mixture was allowed to cool to ambient temperature; a precipitate formed over a period of three days. The mixture was diluted with hexanes, and the precipitate was isolated by filtration and washed with hexanes to
25 provide 15.64 g of 8-benzyloxy-2-butyl-1-methyl-1*H*-imidazo[4,5-*c*]quinoline.

Part D

A modification of the general method described in Part J of Example 1 was followed using 8-benzyloxy-2-butyl-1-methyl-1*H*-imidazo[4,5-*c*]quinoline (14.65 g, 42.4 mmol) in lieu of 7-benzyloxy-1-(2-methylpropyl)-2-propyl-1*H*-imidazo[4,5-*c*]quinolin-4-
30 amine. The reaction was placed under hydrogen pressure for 3.5 hours. The catalyst was removed by filtration and washed with ethyl acetate. The filtrate was concentrated under

reduced pressure to a small volume, and hexanes were added. A precipitate formed, and the mixture was stored overnight in a refrigerator. The solid was isolated by filtration, washed with hexanes (500 mL), and dried for three days under high vacuum to provide 9.40 g of 2-butyl-1-methyl-1*H*-imidazo[4,5-*c*]quinolin-8-ol as a white solid, mp 219-220.2 °C.

¹H NMR (300 MHz, DMSO-*d*₆) δ 9.99 (s, 1H), 8.89 (s, 1H), 7.97 (d, *J* = 9.0 Hz, 1H), 7.73 (d, *J* = 2.5 Hz, 1H), 7.21 (dd, *J* = 9.0, 2.7 Hz, 1H), 4.13 (s, 3H), 2.94 (t, *J* = 7.6 Hz, 2H), 1.79 (quintet, *J* = 7.6 Hz, 2H), 1.44 (sextet, *J* = 7.4 Hz, 2H), 0.95 (t, *J* = 7.3 Hz, 3H).

MS (APCI) *m/e* 256.2 (256.3 calcd for C₁₅H₁₇N₃O, M+H);

Anal. Calcd. for C₁₅H₁₇N₃O: %C, 70.56; %H, 6.71; %N, 16.46. Found: %C, 70.60; %H, 6.65; %N, 16.38.

Part E

Under a nitrogen atmosphere, 5-bromovaleryl chloride (4.0 mL, 30 mmol) was added dropwise to a solution of morpholine (3.13 mL, 36 mmol) and triethylamine (6.25 mL, 45 mmol) in anhydrous THF (200 mL), and the reaction was stirred for 3.5 hours. Water (100 mL) was added, and the resulting solution was extracted with ethyl acetate (250 mL + 150 mL). The combined extracts were washed with aqueous hydrogen chloride (100 mL of 1 N), water (60 mL), and brine (100 mL); dried over magnesium sulfate; filtered; concentrated under reduced pressure; and further dried under high vacuum to provide 6.60 g of 4-(5-bromopentanoyl)morpholine as a yellow oil.

Part F

A modification of the general method described in Part D of Example 30 was followed using 2-butyl-1-methyl-1*H*-imidazo[4,5-*c*]quinolin-8-ol (1.2 g, 4.7 mmol) in lieu of 2-ethyl-1-(2-methylpropyl)-1*H*-imidazo[4,5-*c*]quinolin-7-ol and 4-(5-bromopentanoyl)morpholine (3.7 mmol) in lieu of 4-(2-bromoacetyl)morpholine. After the reaction was heated overnight, an analysis by TLC indicated the presence of starting material. Additional 4-(5-bromopentanoyl)morpholine (2.2 g) and cesium carbonate (0.5 g) were added, and the reaction was heated at 80 °C overnight. After the solution was concentrated, the residue was further dried under high vacuum overnight and then dissolved in ethyl acetate. The resulting solution was washed with water and concentrated under reduced pressure. The solid was purified by column chromatography on silica gel

(eluting with 90:10 dichloromethane:methanol) to provide an oil, which was stirred with diethyl ether and allowed to stand over three days in a refrigerator. A precipitate formed, which was isolated by filtration to provide 0.770 g of 2-butyl-1-methyl-8-[(5-morpholin-4-yl-5-oxopentyl)oxy]-1*H*-imidazo[4,5-*c*]quinoline as pale yellow crystals.

5 Part G

The general method described in Part E of Example 30 was used to convert 2-butyl-1-methyl-8-[(5-morpholin-4-yl-5-oxopentyl)oxy]-1*H*-imidazo[4,5-*c*]quinoline (0.770 g, 1.81 mmol) to 2-butyl-1-methyl-8-[(5-morpholin-4-yl-5-oxopentyl)oxy]-5-oxido-1*H*-imidazo[4,5-*c*]quinoline, obtained as mixture with starting material.

10 Part H

Under a nitrogen atmosphere, trichloroacetyl isocyanate (0.357 mL, 2.99 mmol) was added dropwise to a solution of the material from Part G in anhydrous dichloromethane (25 mL), and the reaction was stirred for six hours at ambient temperature. The reaction was incomplete as evidenced by a TLC analysis. Additional trichloroacetyl isocyanate (0.10 mL) was added, and the reaction was stirred for 1.5 hours. Ammonium hydroxide (four drops of 7% by weight in methanol) was added, and the volatiles were removed under reduced pressure. The resulting orange solid was purified by column chromatography on silica gel (eluting with 90:10 dichloromethane:methanol) and further purified by preparative high-performance liquid chromatography (prep HPLC) with fraction collection by UV triggering. The prep HPLC fractions were analyzed using a Micromass Platform LC/MS, and the appropriate fractions were centrifuge evaporated. The prep HPLC separation was done by reversed phase chromatography with a Phenomenex Luna C18(2) column (10 x 50 mm, 5 micron particle size) at a flow rate of 16 mL/min. The mobile phase was a gradient mixture of water and acetonitrile (0.05% trifluoroacetic acid in each) from 5 to 95% acetonitrile in 6.5 minutes. The resulting solid was dried under vacuum for several days to provide 2-butyl-1-methyl-8-[(5-morpholin-4-yl-5-oxopentyl)oxy]-1*H*-imidazo[4,5-*c*]quinoline trifluoroacetate as a beige powder, mp 155.5-156.2 °C.

¹H NMR (300 MHz, DMSO-*d*₆) δ 8.67 (br s, 2H), 7.76 (d, *J* = 9.3 Hz, 1H), 7.71 (d, *J* = 2.7 Hz, 1H), 7.38 (dd, *J* = 9.3, 2.4 Hz, 1H), 4.2-4.15 (m, 5H), 3.6-3.52 (m, 4H), 3.5-3.4 (m,

30

4H), 3.0 (t, $J = 7.8$ Hz, 2H), 2.41 (t, $J = 7.2$ Hz, 2H), 1.85-1.62 (m, 6H), 1.44 (sextet, $J = 7.2$ Hz, 2H), 0.96 (t, $J = 7.5$ Hz, 3H),

^{13}C NMR (150 MHz, DMSO- d_6) δ 171.5, 157.3, 156.2, 148.7, 136.1, 128.8, 125.0, 120.4, 119.2, 114.6, 105.1, 68.7, 67.0, 46.2, 43.6, 42.2, 34.3, 32.5, 29.9, 29.1, 27.1, 22.6, 22.2,

5 14.5; MS (ESI) m/z 440.2676 (Calcd. for $\text{C}_{24}\text{H}_{33}\text{N}_5\text{O}_3$ 440.2662, M+H);

Anal. Calcd. for $\text{C}_{24}\text{H}_{33}\text{N}_5\text{O}_3 \cdot 1.5 \text{C}_2\text{HF}_3\text{O}_2 \cdot 0.62 \text{H}_2\text{O}$: %C, 52.11; %H, 5.80; %N, 11.25; %F, 13.74. Found: %C, 51.93; %H, 5.61; %N, 11.31; %F, 12.45.

10

Examples 32-36

Part A

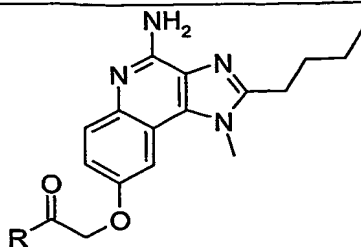
The general methods described in Parts C-E of Example 30 were followed.

According to the method of Part C the amine listed in the table below was used to prepare the bromo reagent listed in the table below. According to the method of Part D, 2-butyl-1-
15 methyl-1*H*-imidazo[4,5-*c*]quinolin-8-ol was treated with the bromo reagent, and the product was oxidized according to the method of Part E. For Example 35, the crude product isolated after Part D was recrystallized from water. Chromatographic purification as described in Part E was carried out only for Example 36; the remaining *N*-oxides were used without purification.

20

Part B

Under a nitrogen atmosphere, trichloroacetyl isocyanate (1.5 equivalents) was added dropwise to a solution of the material from Part A in anhydrous dichloromethane, and the reaction was stirred for between two and five hours. The solvent was removed under reduced pressure. The residue was diluted with methanol, and a solution of sodium
25 methoxide (5 equivalents, 25% in methanol) was slowly added. The reaction was stirred overnight, and a precipitate formed. The precipitate was isolated by filtration, washed with three times with cold hexanes. The purification and characterization of the final compounds are described for each example below the table.



Example	Amine	Bromo Reagent	R
32	Morpholine	4-(2-Bromoacetyl) morpholine	
33	Piperidine	2-Bromo-1-piperidin-1- ylethanone	
34	Benzylmethylamine	<i>N</i> -Benzyl-2-bromo- <i>N</i> - methylacetamide	
35	Diethylamine	<i>N,N</i> -Diethyl-2- bromoacetamide	
36	Bis(methoxyethylamine)	2-Bromo- <i>N,N</i> -bis-(2- methoxyethyl)acetamide	

Example 32

2-Butyl-1-methyl-8-(2-morpholin-4-yl-2-oxoethoxy)-1*H*-imidazo[4,5-*c*]quinolin-4-amine

The crude product was recrystallized from methyl acetate to provide 2-butyl-1-
5 methyl-8-(2-morpholin-4-yl-2-oxoethoxy)-1*H*-imidazo[4,5-*c*]quinolin-4-amine as a white
solid, mp 256.8-257.2 °C.

¹H NMR (500 MHz, DMSO-*d*₆) δ 7.61 (d, *J* = 3.0 Hz, 1H), 7.54 (d, *J* = 9.0 Hz, 1H), 7.12
(dd, *J* = 9.0, 2.5 Hz, 1H), 6.24-6.19 (br s, 2H), 4.94 (s, 2H), 4.10 (s, 3H), 3.65-3.45 (m,
8H), 2.93 (t, *J* = 7.5 Hz, 2H), 1.75 (pentet, *J* = 7.5 Hz, 2H), 1.43 (sextet, *J* = 7.5 Hz, 2H),
10 0.95 (t, *J* = 7.5 Hz, 3H);

MS (APCI) *m/z* 398 (M + H)⁺,

Anal. Calcd. for C₂₁H₂₇N₅O₃: %C, 63.46; %H, 6.85; %N, 17.62. Found: %C, 63.39; %H,
6.86; %N, 17.75.

Example 33

2-Butyl-1-methyl-8-(2-oxo-2-piperidin-1-ylethoxy)-1*H*-imidazo[4,5-*c*]quinolin-4-amine

The crude product was recrystallized from methyl acetate and dried for four hours in a vacuum oven at 45 °C to provide 2-butyl-1-methyl-8-(2-oxo-2-piperidin-1-ylethoxy)-
5 1*H*-imidazo[4,5-*c*]quinolin-4-amine as a white solid, mp 222.5-223.4 °C.

¹H NMR (300 MHz, DMSO-*d*₆) δ 7.61 (d, *J* = 2.7 Hz, 1H), 7.53 (d, *J* = 9.0 Hz, 1H), 7.11 (dd, *J* = 9.0, 2.7 Hz, 1H), 6.23 (br s, 2H), 4.89 (s, 2H), 4.1 (s, 3H), 3.46 (br s, 4H), 2.92 (t, *J* = 8.1 Hz, 2H), 1.75 (pentet, *J* = 7.5 Hz, 2H), 1.59-1.36 (m, 8H), 0.95 (t, *J* = 7.2 Hz, 3H);
MS (EI) *m/z* 395.2327 (Calcd. for C₂₂H₂₉N₅O₂ 395.2321);

10 Anal. Calcd. for C₂₆H₂₉N₅O₂: %C, 66.81; %H, 7.39; %N, 17.71. Found: %C, 66.81; %H, 7.18; %N, 17.63.

Example 34

2-[(4-Amino-2-butyl-1-methyl-1*H*-imidazo[4,5-*c*]quinolin-8-yl)oxy]-*N*-benzyl-*N*-
15 methylacetamide

The crude product was recrystallized from a mixture of DMF and water to provide 2-[(4-amino-2-butyl-1-methyl-1*H*-imidazo[4,5-*c*]quinolin-8-yl)oxy]-*N*-benzyl-*N*-
methylacetamide as an off-white solid, mp 167.4-168.8 °C.

¹H NMR (300 MHz, DMSO-*d*₆) δ 7.64 (d, *J* = 2.7 Hz, 1H), 7.55 (d, *J* = 9.0 Hz, 1H), 7.21 (br s, 5H), 7.10 (d, *J* = 8.1 Hz, 1H), 5.89 (br s, 2H), 4.94 (s, 2H), 4.57 (br s, 2H), 4.03 (s, 3H), 3.01 (s, 3H), 2.91 (t, *J* = 7.2 Hz, 2H), 1.78 (pentet, *J* = 7.5 Hz, 2H), 1.45 (sextet, *J* = 7.2 Hz, 2H), 0.95 (t, *J* = 7.5 Hz, 3H);

MS (APCI) *m/z* 432 (M + H)⁺,

20 Anal. Calcd. for C₂₅H₂₉N₅O₂: %C, 69.58; %H, 6.77; %N, 16.23. Found: %C, 69.35; %H, 6.47; %N, 16.13.
25

Example 35

2-[(4-Amino-2-butyl-1-methyl-1*H*-imidazo[4,5-*c*]quinolin-8-yl)oxy]-*N,N*-
diethylacetamide

30 The crude product was purified by column chromatography on silica gel (eluting with 95:5 dichloromethane:methanol). The pure fractions were concentrated under

reduced pressure to a small volume, and hexanes were added. A precipitate formed and was washed with hexanes to provide 2-[(4-amino-2-butyl-1-methyl-1*H*-imidazo[4,5-*c*]quinolin-8-yl)oxy]-*N,N*-diethylacetamide as a white solid, mp 185.90-188.10 °C.

¹H NMR (300 MHz, DMSO-*d*₆) δ 7.61 (d, *J*=2.6 Hz, 1H), 7.54 (d, *J*= 9.1 Hz, 1H), 6.37 (dd, *J*= 9.1, 2.7 Hz, 1H), 6.19 (s, 2H), 4.88 (s, 2H), 4.09 (s, 3H), 3.41 (m, 2H), 2.92 (t, *J*= 7.6 Hz, 2H), 1.75 (m, 2H), 1.43 (m, 2H), 1.17 (t, *J*= 7.0 Hz, 3H), 1.06 (t, *J*= 7.0 Hz, 3H), 0.95 (t, *J*= 7.3 Hz, 3H);

MS (EI) *m/z* 383.2326 (Calcd. for C₂₁H₂₉N₅O₂ 383.2321);

Anal. Calcd. for C₂₁H₂₉N₅O₂ • 0.15H₂O: %C, 65.31; %H, 7.65; %N, 18.13. Found: %C, 65.18; %H, 7.28; %N, 18.11.

Example 36

2-[(4-Amino-2-butyl-1-methyl-1*H*-imidazo[4,5-*c*]quinolin-8-yl)oxy]-*N,N*-bis(2-methoxyethyl)acetamide

The product from the reaction with sodium methoxide did not precipitate from the reaction solution. The solvent was removed under reduced pressure, and the residue was recrystallized from 2-propanol, isolated by filtration, washed with hexanes, stirred with water for two hours, isolated by filtration, and washed with water. The solid was then recrystallized twice from methanol, purified by column chromatography on silica gel (eluting with 95:5 dichloromethane:methanol), and recrystallized from dimethyl sulfoxide to provide 2-[(4-amino-2-butyl-1-methyl-1*H*-imidazo[4,5-*c*]quinolin-8-yl)oxy]-*N,N*-bis(2-methoxyethyl)acetamide as a peach-colored, crystalline solid, mp 125-128 °C.

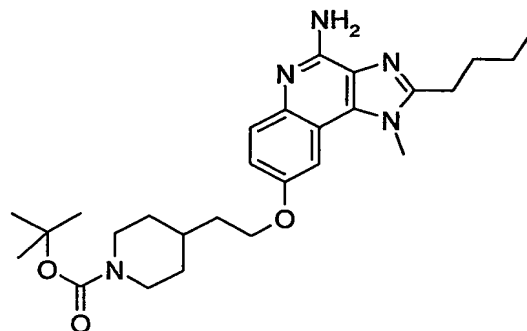
¹H NMR (300 MHz, DMSO-*d*₆) δ 7.57 (d, *J*= 3.0 Hz, 1H), 7.53 (d, *J*= 9.3 Hz, 1H), 7.08 (dd, *J*= 9.3, 3.0 Hz, 1H), 6.17 (s, 2H), 4.95 (s, 2H), 4.09 (s, 3H), 3.61 (t, *J*= 4.8 Hz, 2H), 3.53 (t, *J*= 4.8 Hz, 2H), 3.49 (t, *J*= 5.1 Hz, 2H), 3.41 (t, *J*= 4.8 Hz, 2H), 3.41 (s, 6H), 2.93 (t, *J*= 7.2 Hz, 2H), 1.75 (pentet, *J*= 7.8 Hz, 2H), 1.43 (sextet, *J*= 7.8 Hz, 2H), 0.94 (t, *J*= 7.8 Hz, 3H);

¹³C NMR (75 MHz, DMSO-*d*₆) δ 167.6, 152.8, 152.0, 149.8, 139.2, 132.5, 126.7, 126.0, 115.7, 114.7, 102.5, 69.8, 69.2, 66.0, 57.9, 57.5, 46.5, 44.6, 32.4, 29.0, 25.8, 21.4, 13.3;

MS (EI) *m/z* 443.2529 (443.2533 calcd. for C₂₃H₃₃N₅O₄).

Example 37

tert-Butyl 4-[2-(4-amino-2-butyl-1-methyl-1*H*-imidazo[4,5-*c*]quinolin-8-yloxy)ethyl]piperidine-1-carboxylate



5 Part A

The method described in Part L of Example 2 was used to treat 2-butyl-1-methyl-1*H*-imidazo[4,5-*c*]quinolin-8-ol with *tert*-butyl 4-(2-iodoethyl)piperidine-1-carboxylate. Following chromatographic purification, *tert*-butyl 4-[2-(4-amino-2-butyl-1-methyl-1*H*-imidazo[4,5-*c*]quinolin-8-yloxy)ethyl]piperidine-1-carboxylate was isolated as a viscous, pale yellow oil containing some DMF.

¹H NMR (300 MHz, DMSO-*d*₆) δ 8.95 (s, 1H), 8.03 (d, *J* = 9.6 Hz, 1H), 7.74 (d, *J* = 3.0 Hz, 1H), 7.29 (dd, *J* = 9.2, 2.6 Hz, 1H), 4.51-4.42 (m, 1H), 4.19 (s, 3H), 4.16 (t, *J* = 7.2 Hz, 2H), 3.95-3.84 (m, 1H), 2.98 (t, *J* = 5.4 Hz, 2H), 2.29-2.16 (m, 1H), 2.03-1.87 (m, 1H), 1.80 (quintet, *J* = 7.7 Hz, 2H), 1.70-1.37 (m, 9H), 1.29 (s, 9H), 0.95 (t, *J* = 7.7 Hz, 3H).

15 Part B

The methods described in Parts M and N of Example 2 were used to convert *tert*-butyl 4-[2-(4-amino-2-butyl-1-methyl-1*H*-imidazo[4,5-*c*]quinolin-8-yloxy)ethyl]piperidine-1-carboxylate to *tert*-butyl 4-[2-(4-amino-2-butyl-1-methyl-1*H*-imidazo[4,5-*c*]quinolin-8-yloxy)ethyl]piperidine-1-carboxylate, which was obtained as an off-white powder, mp 171.1-173.2 °C.

¹H NMR (300 MHz, DMSO-*d*₆) δ 7.56 (d, *J* = 3.1 Hz, 1H), 7.53 (d, *J* = 8.6 Hz, 1H), 7.06 (dd, *J* = 9.3, 2.9 Hz, 1H), 6.19 (s, 2H), 4.49-4.40 (m, 1H), 4.10 (s, 3H), 4.04 (t, *J* = 6.0 Hz, 2H), 3.94-3.81 (m, 1H), 2.92 (t, *J* = 7.9 Hz, 2H), 2.9-2.75 (m, 1H), 2.24-2.1 (m, 1H), 1.96-

1.84 (m, 1H), 1.75 (quintet, $J = 7.7$ Hz, 2H), 1.68-1.50 (m, 5H), 1.43 (sextet, $J = 7.5$ Hz, 2H), 1.31 (s, 9H), 1.31-1.2 (m, 1H), 0.95 (t, $J = 7.2$ Hz, 3H);

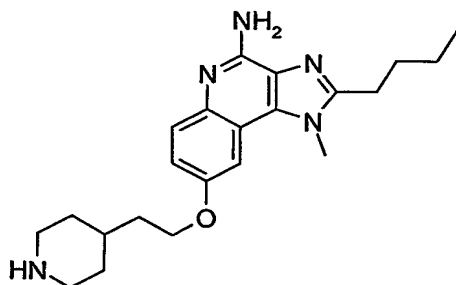
^{13}C NMR (75MHz, DMSO- d_6) δ 154.0, 153.1, 152.9, 150.1, 139.5, 133.0, 127.3, 126.5, 116.2, 115.3, 102.2, 78.3, 65.2, 47.4, 32.9, 29.5, 29.1, 28.4, 28.0, 26.2, 25.3, 21.9, 18.6,

5 13.7; MS (APCI) m/z 482.3111 (482.3131 calcd for $\text{C}_{27}\text{H}_{39}\text{N}_5\text{O}_3$, M+H);

Anal. Calcd. for $\text{C}_{27}\text{H}_{39}\text{N}_5\text{O}_3$: %C, 67.33; %H, 8.16; %N, 14.54. Found: %C, 67.37; %H, 8.22; %N, 14.48.

Example 38

10 2-Butyl-1-methyl-8-(2-piperidin-4-ylethoxy)-1*H*-imidazo[4,5-*c*]quinolin-4-amine



A modification of the method described in Part O of Example 2 was used to deprotect *tert*-butyl 4-[2-(4-amino-2-butyl-1-methyl-1*H*-imidazo[4,5-*c*]quinolin-8-yloxy)ethyl]piperidine-1-carboxylate. The crude product was triturated with diethyl ether and isolated by filtration to provide 2-butyl-1-methyl-8-(2-piperidin-4-ylethoxy)-1*H*-imidazo[4,5-*c*]quinolin-4-amine as a yellow powder, mp 210-212 °C.

15 ^1H NMR (300 MHz, DMSO- d_6) δ 7.58 (d, $J = 2.6$ Hz, 1H), 7.52 (d, $J = 9.4$ Hz, 1H), 7.08 (dd, $J = 9.2, 2.8$ Hz, 1H), 6.16 (s, 2H), 4.16 (at, $J = 6.2$ Hz, 2H), 4.12 (s, 3H), 2.96-2.87 (m, 1H), 2.92 (at, $J = 7.9$ Hz, 2H), 2.68-2.56 (m, 1H), 2.56-2.43 (m, 1H), 2.12-1.96 (m, 1H), 1.75 (quintet, $J = 7.0$ Hz, 2H), 1.69-1.60 (m, 4H), 1.51-1.24 (m, 5H), 1.03-0.97 (m, 1H), 0.95 (t, $J = 7.6$ Hz, 3H);

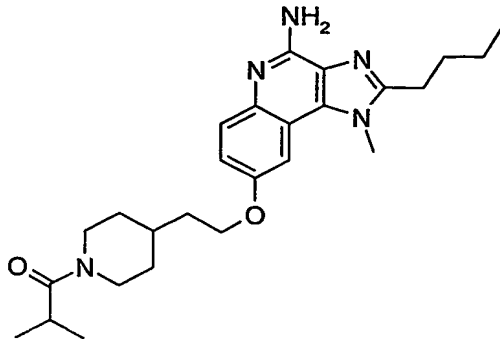
20 MS (APCI) m/z 382.2621 (382.2607 calcd for $\text{C}_{22}\text{H}_{31}\text{N}_5\text{O}$, M+H);

Anal. Calcd. for $\text{C}_{22}\text{H}_{31}\text{N}_5\text{O}$: %C, 69.26; %H, 8.19; %N, 18.36. Found: %C, 68.87; %H, 8.13; %N, 18.12.

25

Example 39

1-{4-[2-(4-Amino-2-butyl-1-methyl-1*H*-imidazo[4,5-*c*]quinolin-8-yloxy)ethyl]piperidin-1-yl}-2-methylpropan-1-one



5 A modification of the method described in Example 15 was followed. The reaction solvent was 1-methylpyrrolidin-2-one, and 2-butyl-1-methyl-8-(2-piperidin-4-yloxy)-1*H*-imidazo[4,5-*c*]quinolin-4-amine was used as the starting material. Following recrystallization from acetonitrile, 1-{4-[2-(4-amino-2-butyl-1-methyl-1*H*-imidazo[4,5-*c*]quinolin-8-yloxy)ethyl]piperidin-1-yl}-2-methylpropan-1-one was isolated as yellow
10 needles, mp 189.4-192.6 °C.

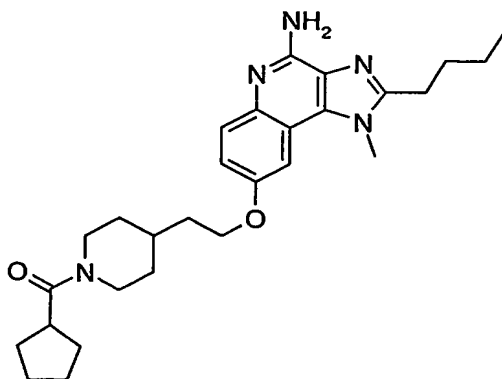
MS (APCI) *m/z* 452.3031 (452.3026 calcd for C₂₆H₃₇N₅O₂, M+H);

Anal. Calcd. for C₂₆H₃₇N₅O₂•0.60H₂O: %C, 67.53; %H, 8.33; %N, 15.14. Found: %C, 67.59; %H, 8.23; %N, 15.39.

15

Example 40

2-Butyl-8-{2-[1-(cyclopentylcarbonyl)piperidin-4-yl]ethoxy}-1-methyl-1*H*-imidazo[4,5-*c*]quinolin-4-amine



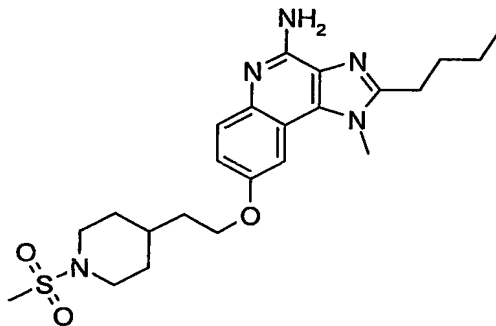
A modification of the method described in Example 15 was used to treat 2-butyl-1-methyl-8-(2-piperidin-4-ylethoxy)-1*H*-imidazo[4,5-*c*]quinolin-4-amine with cyclopentanecarbonyl chloride. The crude product was purified by column chromatography on silica gel to provide 2-butyl-8-{2-[1-(cyclopentylcarbonyl)piperidin-4-yl]ethoxy}-1-methyl-1*H*-imidazo[4,5-*c*]quinolin-4-amine as a white solid, mp 147.2-150.1 °C.

MS (APCI) *m/z* 478.3173 (478.3182 calcd for C₂₈H₃₉N₅O₂, M+H);

Anal. Calcd. for C₂₈H₃₉N₅O₂•0.45H₂O: %C, 69.23; %H, 8.28; %N, 14.42. Found: %C, 68.91; %H, 8.20; %N, 14.31.

Example 41

2-Butyl-8-{2-[1-(methanesulfonyl)piperidin-4-yl]ethoxy}-1-methyl-1*H*-imidazo[4,5-*c*]quinolin-4-amine



A suspension of 2-butyl-1-methyl-8-(2-piperidin-4-ylethoxy)-1*H*-imidazo[4,5-*c*]quinolin-4-amine (0.320 g, 0.839 mmol) and methanesulfonic anhydride (0.153 g, 0.878 mmol) in dichloromethane (20 mL) was stirred for five minutes. Triethylamine (0.122 mL, 0.875 mmol) was added dropwise, and the solution was stirred for 1.5 hours. The reaction was poured into water, and the organic layer was separated and stirred with 10% aqueous sodium hydroxide for 20 minutes. The organic layer was separated and washed with brine, dried over magnesium sulfate, filtered, and concentrated under reduced pressure. The resulting solid was recrystallized from acetonitrile to yield 0.174 g of 2-butyl-8-{2-[1-(methanesulfonyl)piperidin-4-yl]ethoxy}-1-methyl-1*H*-imidazo[4,5-*c*]quinolin-4-amine as a feathery, white solid, mp 198-199.5 °C.

¹H NMR (300 MHz, DMSO-*d*₆) δ 7.60 (d, *J* = 2.7 Hz, 1H), 7.53 (d, *J* = 9.1 Hz, 1H), 7.09 (dd, *J* = 9.1, 2.7 Hz, 1H), 6.16 (s, 2H), 4.20-4.16 (m, 3H), 4.10 (s, 3H), 3.65-3.56 (m, 1H),

3.11-3.01 (m, 1H), 2.98-2.90 (m, 2H), 2.93 (s, 3H), 2.28-2.16 (m, 1H), 1.98 (sextet, $J = 6.8$ Hz, 1H), 1.80-1.36 (m, 10H), 0.95 (t, $J = 7.3$ Hz, 3H);

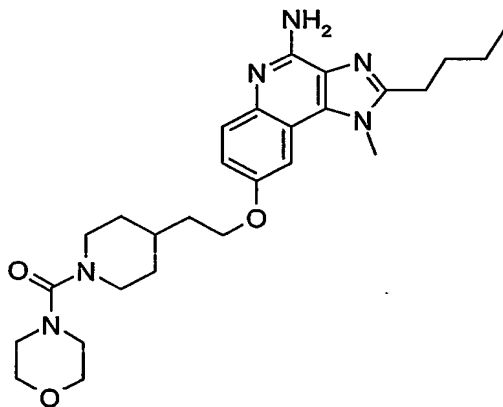
^{13}C NMR (75 MHz, DMSO- d_6) δ 153.1, 152.8, 150.1, 139.5, 133.0, 127.3, 126.4, 116.4, 115.3, 102.7, 65.4, 49.3, 32.9, 29.5, 28.9, 27.8, 26.2, 24.7, 21.8, 18.2, 13.7;

5 MS (APCI) m/z 460.2396 (460.2382 calcd for $\text{C}_{23}\text{H}_{33}\text{N}_5\text{O}_3\text{S}$, M+H);

Anal. Calcd. for $\text{C}_{23}\text{H}_{33}\text{N}_5\text{O}_3\text{S}$: %C, 60.11; %H, 7.24; %N, 15.24; %S, 6.98. Found: %C, 59.95; %H, 7.21; %N, 15.30; %S, 6.92.

Example 42

10 2-Butyl-1-methyl-8-{2-[1-(morpholin-4-ylcarbonyl)piperidin-4-yl]ethoxy}-1*H*-imidazo[4,5-*c*]quinolin-4-amine



A modification of the method described in Example 19 was followed. The reaction solvent was 1-methylpyrrolidin-2-one, and 2-butyl-1-methyl-8-(2-piperidin-4-ylethoxy)-
 15 1*H*-imidazo[4,5-*c*]quinolin-4-amine was used as the starting material. The reaction mixture was poured into water, and a precipitate formed. The precipitate was isolated by filtration, washed with water, and dried for two days in a vacuum oven at 70 °C to provide 0.320 g of 2-butyl-1-methyl-8-{2-[1-(morpholin-4-ylcarbonyl)piperidin-4-yl]ethoxy}-1*H*-imidazo[4,5-*c*]quinolin-4-amine as a white solid, mp 152.8 °C (decomposition).

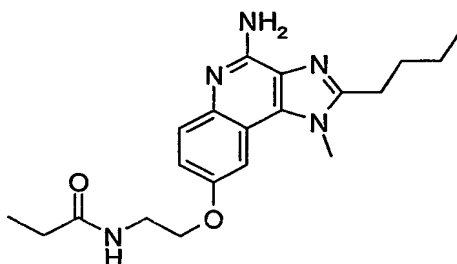
20 ^1H NMR (300 MHz, DMSO- d_6) δ 7.56 (d, $J = 3.2$ Hz, 1H), 7.53 (d, $J = 9.3$ Hz, 1H), 7.06 (dd, $J = 9.2, 2.8$ Hz, 1H), 6.17 (s, 2H), 4.19-3.96 (m, 3H), 4.11 (s, 3H), 3.54-3.34 (m, 5H), 3.14-2.90 (m, 7H), 2.26-2.09 (m, 1H), 2.04-1.89 (m, 1H), 1.75 (quintet, $J = 7.5$ Hz, 2H), 1.68-1.51 (m, 5H), 1.43 (sextet, $J = 7.4$ Hz, 2H), 1.46-1.28 (m, 1H), 0.95 (t, $J = 7.5$ Hz, 3H);

MS (APCI) m/z 495.3080 (495.3084 calcd for $C_{27}H_{38}N_6O_3$, M+H);

Anal. Calcd. for $C_{27}H_{38}N_6O_3$: %C, 65.56; %H, 7.74; %N, 16.99. Found: %C, 65.33; %H, 7.88; %N, 16.95.

Example 43

5 N -[2-(4-Amino-2-butyl-1-methyl-1*H*-imidazo[4,5-*c*]quinolin-8-yloxy)ethyl]propanamide



Part A

A mixture of 2-butyl-1-methyl-1*H*-imidazo[4,5-*c*]quinolin-8-ol (0.51 g, 2.0 mmol), prepared as described in Parts A-D of Example 31, and 2-ethyl-2-oxazoline (0.5 g, 5
10 mmol) were heated at 150 °C for four hours. Additional 2-ethyl-2-oxazoline (2 mL, 2 mmol) was added, and the heating was continued for a total of four days. The reaction was dissolved in dichloromethane, and the resulting solution was washed with aqueous potassium hydroxide (20 mL of 4 N), dried over magnesium sulfate, and concentrated under reduced pressure. The crude product was recrystallized from methyl acetate (20
15 mL) to provide 0.20 g of N -{2-[2-butyl-1-methyl-1*H*-imidazo[4,5-*c*]quinolin-8-yl)oxy}ethyl}propanamide.

Part B

The general method described in Part E of Example 30 was used to convert N -{2-[2-butyl-1-methyl-1*H*-imidazo[4,5-*c*]quinolin-8-yl)oxy}ethyl}propanamide (0.18 g, 0.51
20 mmol) to 0.14 g of N -{2-[2-butyl-1-methyl-5-oxido-1*H*-imidazo[4,5-*c*]quinolin-8-yl)oxy}ethyl}propanamide. The reaction was complete in two hours.

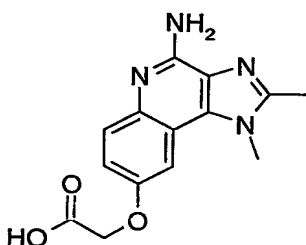
Part C

Ammonium hydroxide (5 mL) and *p*-toluenesulfonyl chloride (0.072 g, 0.38 mmol) were added with rapid stirring to a solution of N -{2-[2-butyl-1-methyl-5-oxido-1*H*-
25 imidazo[4,5-*c*]quinolin-8-yl)oxy}ethyl}propanamide (0.14 g, 0.38 mmol) in dichloromethane (15 mL), and the mixture was stirred at ambient temperature for one hour. A precipitate formed and was isolated by filtration, washed with water, and dried

under reduced pressure to provide *N*-[2-(4-amino-2-butyl-1-methyl-1*H*-imidazo[4,5-*c*]quinolin-8-yloxy)ethyl]propanamide as a solid, mp 250-255 °C (decomposition).

Example 44

5 2-[(4-Amino-1,2-dimethyl-1*H*-imidazo[4,5-*c*]quinolin-8-yl)oxy]acetic acid



Part A

7-Benzyloxy-1,2-dimethyl-1*H*-imidazo[4,5-*c*]quinoline was prepared according to the methods described in Parts A-C of Example 31. In Part C, triethyl orthoformate was used in lieu of trimethyl orthovalerate. A solution of 7-benzyloxy-1,2-dimethyl-1*H*-imidazo[4,5-*c*]quinoline in ethanol was added to a Parr vessel with 10% palladium on carbon. The reaction was placed under hydrogen pressure (35 psi, 2.4 x 10⁵ Pa) for 20 hours. The reaction mixture was then filtered through a layer of CELITE filter aid, and the filtrate was concentrated under reduced pressure. The residue was dissolved in acetic acid with heating, and the hot solution was filtered and concentrated under reduced pressure. The resulting beige solid was dissolved in 1 N aqueous hydrochloric acid, and deactivated carbon was added. The solution was heated, filtered, and treated with 50% aqueous sodium hydroxide. A precipitate formed and was isolated by filtration to provide 1,2-dimethyl-1*H*-imidazo[4,5-*c*]quinolin-8-ol as a solid, mp > 300 °C.

20 Part B

Sodium hydride (0.61 g, 15 mmol, available as a 60% dispersion in mineral oil) was added to a solution of 1,2-dimethyl-1*H*-imidazo[4,5-*c*]quinolin-8-ol (2.5 g, 12 mmol) in DMF. The reaction mixture was stirred for 30 minutes, and ethyl bromoacetate (1.96 g, 11.7 mmol) was added. The stirring was continued for five hours, and a small volume of ethanol was added. The volatiles were removed under reduced pressure, and the residue was dissolved in dichloromethane. The resulting solution was washed three times with deionized water, dried over magnesium sulfate, filtered, and concentrated under reduced

pressure. The resulting yellow solid was recrystallized from ethyl acetate to provide 1.65 g of ethyl 2-[(1,2-dimethyl-1*H*-imidazo[4,5-*c*]quinolin-8-yl)oxy]acetate as a white solid.

Part C

Ethyl 2-[(1,2-dimethyl-1*H*-imidazo[4,5-*c*]quinolin-8-yl)oxy]acetate (1.6 g, 5.35 mmol) was added to a solution of potassium hydroxide (0.90 g, 0.16 mol) in a 50:50 mixture of methanol:water (30 mL). The solution was stirred under a nitrogen atmosphere until it was complete as evidenced by HPLC analysis. The methanol was removed under reduced pressure, and 6 N aqueous hydrochloric acid was added until the solution exhibited a neutral pH. A precipitate formed and was isolated by filtration to provide 1.25 g of 2-[(1,2-dimethyl-1*H*-imidazo[4,5-*c*]quinolin-8-yl)oxy]acetic acid as a white solid, mp 290 °C (decomposition).

Part D

Morpholine (0.39 g, 4.4 mmol) and 1-[3-(dimethylamino)propyl]-3-ethylcarbodiimide hydrochloride (0.85 g, 4.4 mmol) were added to a solution of 2-[(1,2-dimethyl-1*H*-imidazo[4,5-*c*]quinolin-8-yl)oxy]acetic acid (1.20 g, 4.42 mmol) in pyridine, and the reaction was stirred for four days under a nitrogen atmosphere. The solvent was removed under reduced pressure, and the residue was stirred with heptane, which was then removed under reduced pressure. The resulting orange solid was purified by column chromatography on silica gel (eluting with 90:10 dichloromethane:methanol) to provide 2-[(1,2-dimethyl-1*H*-imidazo[4,5-*c*]quinolin-8-yl)oxy]-1-morpholin-1-ylethanone as a pale yellow solid.

Part E

The general method described in Part E of Example 30 was followed using 2-[(1,2-dimethyl-1*H*-imidazo[4,5-*c*]quinolin-8-yl)oxy]-1-morpholin-1-ylethanone (0.97 g, 2.85 mmol) as the starting material. The reaction was complete in two hours. The product was soluble in aqueous sodium carbonate; therefore, the aqueous washings were concentrated under reduced pressure. 2-Propanol was added to the residue with heating, and the mixture was filtered. The filtrate was concentrated under reduced pressure to provide 0.14 g of 2-[(1,2-dimethyl-5-oxido-1*H*-imidazo[4,5-*c*]quinolin-8-yl)oxy]-1-morpholin-1-ylethanone.

Part F

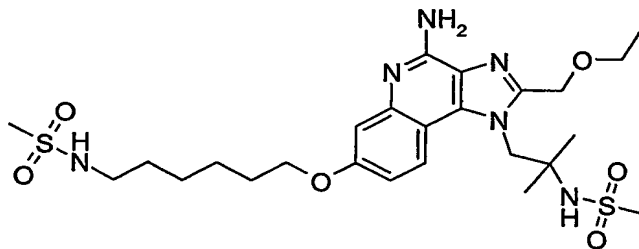
Ammonium hydroxide (30 mL) and *p*-toluenesulfonyl chloride (0.46 g, 2.4 mmol) were added with rapid stirring to a solution of 2-[(1,2-dimethyl-5-oxido-1*H*-imidazo[4,5-*c*]quinolin-8-yl)oxy]-1-morpholin-1-ylethanone (0.86 g, 2.4 mmol) in dichloromethane, and the mixture was stirred at ambient temperature for two days. The volatiles were removed under reduced pressure, and the residue was recrystallized from 2-propanol to provide 2-[(4-amino-1,2-dimethyl-1*H*-imidazo[4,5-*c*]quinolin-8-yl)oxy]-1-morpholin-1-ylethanone *p*-toluenesulfonate as a white solid.

Part G

Claisen Reagent, prepared from potassium hydroxide (35 g), water (25 mL), and methanol (100 mL), was added to the material from Part F, and the mixture was stirred for one hour. Hydrochloric acid (6 N) was added until the pH of the reaction mixture was neutral. A precipitate formed and was isolated by filtration to provide 0.01 g of 2-[(4-amino-1,2-dimethyl-1*H*-imidazo[4,5-*c*]quinolin-8-yl)oxy]acetic acid as an orange solid, mp 298 °C (decomposition).

Example 45

N-(2-{4-Amino-2-ethoxymethyl-7-[6-(methanesulfonylamino)hexyloxy]-1*H*-imidazo[4,5-*c*]quinolin-1-yl}-1,1-dimethylethyl)methanesulfonamide



Part A

7-Benzyloxy-4-chloro-3-nitroquinoline (14.5 g, 46.0 mmol), prepared as described in Parts A-D of Example 1, was treated according to the general method described in Part E of Example 1. 1,2-Diamino-2-methylpropane (5.29 mL, 50.6 mmol) was used in lieu of isobutylamine. After the work-up, the crude product was passed through a layer of silica gel (eluting sequentially with chloroform and 96:4 chloroform:methanol) to provide 12.4 g of (2-amino-2-methylpropyl)(7-benzyloxy-3-nitroquinolin-4-yl)amine as a yellow solid.

Part B

Under a nitrogen atmosphere, a solution of (2-amino-2-methylpropyl)(7-benzyloxy-3-nitroquinolin-4-yl)amine (12.4 g, 33.9 mmol) in dichloromethane (400 mL) was cooled to 0 °C. Triethylamine (9.43 mL, 67.8 mmol) and methanesulfonic anhydride (5.90 g, 33.9 mmol) were sequentially added, and the reaction was stirred at ambient temperature for two hours. An analysis by HPLC indicated that the reaction was incomplete, and additional methanesulfonic anhydride (1.4 g, 8.0 mmol) was added. The reaction was stirred for an additional 90 minutes, and additional methanesulfonic anhydride (0.7 g, 4 mmol) was added. The reaction was stirred for an additional three hours, and saturated aqueous sodium bicarbonate (200 mL) was added. A precipitate began to form in the organic layer, which was separated and concentrated under reduced pressure to provide a yellow solid. The solid was triturated with water (200 mL) with heating, isolated by filtration, washed with water (3 x 100 mL) and diethyl ether (3 x 50 mL), and dried overnight under vacuum to provide 14.8 g of *N*-[1,1-dimethyl-2-(3-nitro-7-benzyloxyquinolin-4-ylamino)ethyl]methanesulfonamide as a yellow powder.

Part C

N-[1,1-Dimethyl-2-(3-nitro-7-benzyloxyquinolin-4-ylamino)ethyl]methanesulfonamide (14.8 g, 33.3 mmol) was mixed with acetonitrile (300 mL) and added to a Parr flask; 5% platinum on carbon (2 g) was added. The reaction was flushed with nitrogen and placed under hydrogen pressure (40 psi, 2.8×10^5 Pa) for 5.5 hours with the hydrogen replaced after two hours. An analysis by TLC indicated the presence of starting material. Additional acetonitrile (200 mL) and 5% platinum on carbon (2 g) were added, and the reaction was placed under hydrogen pressure overnight. The reaction mixture was filtered through a layer of CELITE filter aid, and the filter cake was washed with acetonitrile. The filtrate was concentrated under reduced pressure. Toluene and dichloromethane were added and removed under reduced pressure twice to yield 12.6 g of *N*-[2-(3-amino-7-benzyloxyquinolin-4-ylamino)-1,1-dimethylethyl]methanesulfonamide as a solid.

Part D

Under a nitrogen atmosphere, a solution of *N*-[2-(3-amino-7-benzyloxyquinolin-4-ylamino)-1,1-dimethylethyl]methanesulfonamide (12.6 g, 30.4 mmol) in dichloromethane

(300 mL) was cooled to ~0 °C; triethylamine (4.23 mL, 30.4 mmol) was added. Ethoxy acetyl chloride (3.33 mL, 30.4 mmol) was added dropwise, and the reaction was stirred at ambient temperature for 1.5 hours. The volatiles were removed under reduced pressure, and the residue was dissolved in ethanol (300 mL). Triethylamine (13 mL) was added, and
5 the reaction was heated at reflux overnight and allowed to cool to ambient temperature. The volatiles were removed under reduced pressure. The residue was dissolved in dichloromethane (300 mL), and the resulting solution was washed with water (2 x 100 mL) and brine, dried over sodium sulfate, filtered, and concentrated under reduced pressure to provide a brown oil. The oil was purified by column chromatography on silica
10 gel (eluting with 97.5:2.5 chloroform:methanol) to provide 12.4 g of *N*-[2-(7-benzyloxy-2-ethoxymethyl-1*H*-imidazo[4,5-*c*]quinolin-1-yl)-1,1-dimethylethyl]methanesulfonamide as a beige solid.

Part E

A solution of *N*-[2-(7-benzyloxy-2-ethoxymethyl-1*H*-imidazo[4,5-*c*]quinolin-1-yl)-
15 1,1-dimethylethyl]methanesulfonamide (9.38 g, 19.5 mmol) in ethanol (150 mL) was added to a Parr vessel containing 10% palladium on carbon (0.83 g). The reaction was placed under hydrogen pressure (50 psi, 3.4×10^5 Pa) over two nights. Starting material remained as evidenced by a TLC analysis, and additional 10% palladium on carbon (1.02 g) was added. The reaction was continued for an additional eight hours. The reaction
20 mixture was filtered through a layer of CELITE filter aid, and the filter cake was washed with ethanol and methanol. The filtrate was concentrated under reduced pressure, and the residue was several times dissolved in toluene and concentrated under reduced pressure to yield a yellow powder, which was dried under high vacuum to provide 7.37 g of *N*-[2-(2-ethoxymethyl-7-hydroxy-1*H*-imidazo[4,5-*c*]quinolin-1-yl)-1,1-
25 dimethylethyl]methanesulfonamide as a yellow solid.

Part F

The methods described in Parts J and K of Example 2 were followed using 6-amino-1-hexanol (62 g, 0.53 mmol) in lieu of 2-aminoethanol to provide *tert*-butyl 6-iodohexylcarbamate as a light-yellow oil.

Part G

The general method described in Part L of Example 2 was followed. *N*-[2-(2-Ethoxymethyl-7-hydroxy-1*H*-imidazo[4,5-*c*]quinolin-1-yl)-1,1-dimethylethyl]methanesulfonamide (7.37 g, 18.8 mmol) was treated with *tert*-butyl 6-iodohexylcarbamate (6.75 g, 20.6 mmol). The crude product was purified by column chromatography on silica gel (eluting sequentially with 95:5 and 92.5:7.5 dichloromethane:methanol) to provide 8.5 g of *tert*-butyl {6-[2-ethoxymethyl-1-(2-methanesulfonylamino-2-methylpropyl)-1*H*-imidazo[4,5-*c*]quinolin-1-yloxy]hexyl}carbamate as a white solid.

10 Part H

A modification of the method described in Part M of Example 2 was used to convert *tert*-butyl {6-[2-ethoxymethyl-1-(2-methanesulfonylamino-2-methylpropyl)-1*H*-imidazo[4,5-*c*]quinolin-1-yloxy]hexyl}carbamate (8.5 g, 14.4 mmol) to *tert*-butyl {6-[2-ethoxymethyl-1-(2-methanesulfonylamino-2-methylpropyl)-5-oxido-1*H*-imidazo[4,5-*c*]quinolin-1-yloxy]hexyl}carbamate, which was obtained as a orange solid. The reaction was complete in two hours, and the product was used without purification.

15 Part I

Ammonium hydroxide (20 mL) and *p*-toluenesulfonyl chloride (2.74 g, 14.4 mmol) were added sequentially with rapid stirring to a mixture of the material from Part H in dichloromethane (150 mL), and the reaction was stirred for two hours. The organic layer was then washed with saturated aqueous sodium bicarbonate (2 x) and brine, dried over sodium sulfate, filtered, and concentrated under reduced pressure to provide *tert*-butyl {6-[4-amino-2-ethoxymethyl-1-(2-methanesulfonylamino-2-methylpropyl)-1*H*-imidazo[4,5-*c*]quinolin-1-yloxy]hexyl}carbamate as a red solid.

25 Part J

A modification of the method described in Part O of Example 2 was used to deprotect *tert*-butyl {6-[4-amino-2-ethoxymethyl-1-(2-methanesulfonylamino-2-methylpropyl)-1*H*-imidazo[4,5-*c*]quinolin-1-yloxy]hexyl}carbamate with hydrochloric acid in ethanol (50 mL of 4.25 M). Following the treatment of the crude product with ammonium hydroxide and the remainder of the work-up procedure, 6.86 g of *N*-{2-[4-amino-7-(6-aminohexyloxy)-2-ethoxymethyl-1*H*-imidazo[4,5-*c*]quinolin-1-yl]-1,1-

30

dimethylethyl}methanesulfonamide were obtained as a tan solid and used without further purification.

Part K

A suspension of *N*-{2-[4-amino-7-(6-aminohexyloxy)-2-ethoxymethyl-1*H*-imidazo[4,5-*c*]quinolin-1-yl]-1,1-dimethylethyl}methanesulfonamide (1.50 g, 2.96 mmol) in dichloromethane (50 mL) was cooled to 0 °C; triethylamine (825 µL, 5.92 mmol) and methanesulfonic anhydride (0.67 g, 3.85 mmol) were sequentially added. The reaction was stirred at 0 °C for 30 minutes, allowed to warm to room temperature, and stirred for four hours. The reaction solution was washed with saturated aqueous sodium bicarbonate (2 x) and brine, dried over sodium sulfate, filtered, and concentrated under reduced pressure. The residue was purified by column chromatography on silica gel (eluting with 90:10 dichloromethane:methanol) and recrystallization from dichloroethane. The crystals were partitioned between dichloromethane and saturated aqueous sodium bicarbonate, and the aqueous layer was extracted with dichloromethane. The combined organic fractions were washed with brine, dried over sodium sulfate, filtered, concentrated under reduced pressure, and further dried for two days under high vacuum at 60 °C to provide 0.39 g of *N*-(2-{4-amino-2-ethoxymethyl-7-[6-(methanesulfonylamino)hexyloxy]-1*H*-imidazo[4,5-*c*]quinolin-1-yl}-1,1-dimethylethyl)methanesulfonamide as an off-white solid, mp 176-180 °C.

¹H NMR (300 MHz, DMSO-*d*₆) δ 8.16 (d, *J* = 9.4 Hz, 1H), 7.27 (s, 1H), 7.03 (d, *J* = 2.5 Hz, 1H), 6.93 (m, 1H), 6.84 (dd, *J* = 8.7, 2.5 Hz, 1H), 6.53 (s, 2H), 4.81 (s, 4H), 4.04 (t, *J* = 6.2 Hz, 2H), 3.53 (m, 2H), 2.99 (s, 3H), 2.94 (m, 2H), 2.87 (s, 3H), 1.76 (m, 2H), 1.50-1.27 (m, 12H), 1.14 (m, 3H);

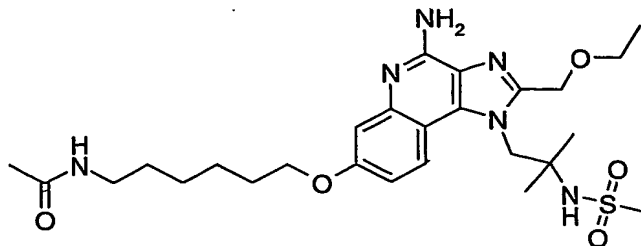
¹³C NMR (75 MHz, DMSO-*d*₆) δ 157.9, 152.6, 150.0, 147.7, 134.9, 125.4, 122.6, 111.4, 109.5, 108.4, 67.5, 65.7, 65.1, 57.7, 54.6, 44.7, 42.8, 29.7, 29.0, 26.3, 25.8, 25.6, 15.3;

MS (APCI) *m/z* 585 (M + H)⁺;

Anal. Calcd. for C₂₅H₄₀N₆O₆S₂•0.30 H₂O: %C, 50.88; %H, 6.94; %N, 14.24. Found: %C, 50.85; %H, 6.83; %N, 14.10.

Example 46

N-(6-{{[4-Amino-2-ethoxymethyl-1-(2-methanesulfonylamino-2-methylpropyl)-1*H*-imidazo[4,5-*c*]quinolin-7-yl]oxy}hexyl)acetamide



5 A modification of the method described in Park K of Example 45 was followed using acetyl chloride (0.23 mL, 3.26 mmol) in lieu of methanesulfonic anhydride. A precipitate was present at the end of the reaction and was isolated by filtration, stirred with water for 30 minutes, and isolated by filtration. The remaining reaction solution was subjected to the aqueous work-up procedure. The two solids were combined and purified
10 by column chromatography on silica gel (eluting sequentially with 90:10 and 85:15 dichloromethane:methanol) to provide 0.51 g of *N*-(6-{{[4-amino-2-ethoxymethyl-1-(2-methanesulfonylamino-2-methylpropyl)-1*H*-imidazo[4,5-*c*]quinolin-7-yl]oxy}hexyl)acetamide as an off-white powder, mp 169-171°C.

¹H NMR (300 MHz, DMSO-*d*₆) δ 8.17 (d, *J* = 9.4 Hz, 1H), 7.79 (m, 1H), 7.28 (s, 1H),
15 7.04 (d, *J* = 2.5 Hz, 1H), 6.85 (dd, *J* = 8.7, 2.5 Hz, 1H), 6.56 (s, 2H), 4.82 (s, 4H), 4.04 (m, 2H), 3.54 (q, *J* = 6.9 Hz, 2H), 3.02 (m, 2H), 2.99 (s, 3H), 1.79 (s, 3H), 1.75 (m, 2H), 1.45-1.28 (m, 12H), 1.14 (m, 3H);

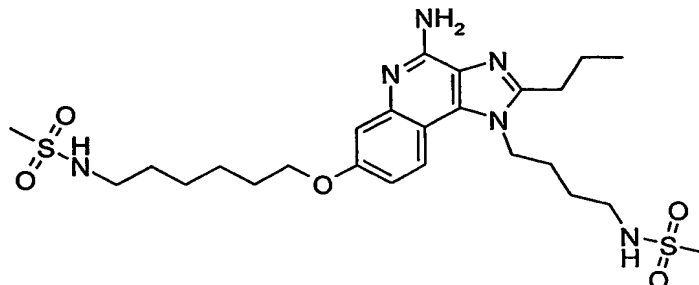
¹³C NMR (75 MHz, DMSO-*d*₆) δ 169.2, 157.9, 152.6, 150.0, 147.6, 134.9, 125.4, 122.6,
20 111.4, 109.5, 108.4, 67.6, 65.7, 65.1, 57.7, 54.6, 44.7, 38.8, 29.5, 29.0, 26.6, 25.8, 25.7, 22.9, 15.3;

MS (APCI) *m/z* 549 (M + H)⁺;

Anal. Calcd. for C₂₆H₄₀N₆O₅S: %C, 56.91; %H, 7.35; %N, 15.32. Found: %C, 56.70; %H, 7.49; %N, 15.26.

Example 47

N-(4-{4-Amino-7-[6-(methanesulfonylamino)hexyloxy]-2-propyl-1*H*-imidazo[4,5-*c*]quinolin-1-yl}butyl)methanesulfonamide



5 Part A

Under a nitrogen atmosphere, a solution of *tert*-butyl *N*-(4-aminobutyl)carbamate (13.8 g, 73.4 mmol) and triethylamine (15.3 mL, 110 mmol) was cooled to 0 °C. Methanesulfonyl chloride (6.3 mL, 81 mmol) was added, and the reaction was allowed to warm to ambient temperature and stirred overnight. Aqueous acetic acid (200 mL of 10%)
 10 was added. The organic layer was then separated and washed with water (200 mL), saturated aqueous sodium bicarbonate (200 mL), water (200 mL), and brine; dried over sodium sulfate, filtered, and concentrated under reduced pressure to provide 18.9 g of *tert*-butyl [4-(methanesulfonylamino)butyl]carbamate as an off-white solid.

Part B

15 A solution of hydrochloric acid in ethanol was added to a solution of *tert*-butyl [4-(methanesulfonylamino)butyl]carbamate (18.9 g, 71.1 mmol) in ethanol (100 mL), and the reaction was heated at 100 °C for two hours. The solvent was removed under reduced pressure. A mixture of dichloromethane:hexanes was added to the resulting oil and removed under reduced pressure; this process was repeated several times. The residue was
 20 dried for three days under vacuum to provide 14.3 g of *N*-(4-aminobutyl)methanesulfonamide hydrochloride as a tan solid.

Part C

A modification of the method described in Part E of Example 1 was used to treat 7-benzyloxy-4-chloro-3-nitroquinoline (14.4 g, 45.8 mmol) with *N*-(4-aminobutyl)methanesulfonamide hydrochloride (10.2 g, 50.4 mmol) and triethylamine
 25 (19.2 mL, 137 mmol). The reaction mixture was concentrated under reduced pressure, and

the residue was triturated with water while heating at reflux. The resulting solid was isolated by filtration, washed with water and diethyl ether (2 x 100 mL), and dried under high vacuum to provide 16.8 g of *N*-[4-(3-nitro-7-benzyloxyquinolin-4-ylamino)butyl]methanesulfonamide as a yellow powder.

5 Part D

The method described in Part C of Example 45 was used to convert *N*-[4-(3-nitro-7-benzyloxyquinolin-4-ylamino)butyl]methanesulfonamide (16.8 g, 37.8 mmol) to 15.1 g of *N*-[4-(3-amino-7-benzyloxyquinolin-4-ylamino)butyl]methanesulfonamide, which was obtained as a dark yellow solid.

10 Part E

The method described in Part D of Example 45 was used to treat *N*-[4-(3-amino-7-benzyloxyquinolin-4-ylamino)butyl]methanesulfonamide (15.1 g, 36.5 mmol) with butyryl chloride (4.77 mL, 46.2 mmol). The crude product was purified by column chromatography on silica gel (eluting with 96:4 chloroform:methanol containing ammonium hydroxide) to provide 11.8 g of *N*-[4-(7-benzyloxy-2-propyl-1*H*-imidazo[4,5-*c*]quinolin-1-yl)butyl]methanesulfonamide as a tan solid.

15

Part F

The method described in Part E of Example 45 was used to convert *N*-[4-(7-benzyloxy-2-propyl-1*H*-imidazo[4,5-*c*]quinolin-1-yl)butyl]methanesulfonamide (7.60 g, 16.3 mmol) to 5.75 g of *N*-[4-(7-hydroxy-2-propyl-1*H*-imidazo[4,5-*c*]quinolin-1-yl)butyl]methanesulfonamide, which was obtained as a light-yellow solid.

20

Part G

The general method described in Part L of Example 2 was followed. *N*-[4-(7-hydroxy-2-propyl-1*H*-imidazo[4,5-*c*]quinolin-1-yl)butyl]methanesulfonamide (5.75 g, 15.3 mmol) was treated with *tert*-butyl 6-iodohexylcarbamate (5.50 g, 16.8 mmol). The crude product was purified by column chromatography on silica gel (eluting sequentially with 95:5 and 92.5:7.5 dichloromethane:methanol) to provide 6.19 g of *tert*-butyl (6-{1-[4-(methanesulfonylamino)butyl]-2-propyl-1*H*-imidazo[4,5-*c*]quinolin-1-yloxy}hexyl)carbamate as a yellow solid.

25

Part H

A modification of the method described in Part M of Example 2 was used to convert *tert*-butyl (6-{1-[4-(methanesulfonylamino)butyl]-2-propyl-1*H*-imidazo[4,5-*c*]quinolin-1-yl}oxy)hexyl)carbamate (2.51 g, 4.36 mmol) to 2.54 g of *tert*-butyl (6-{1-[4-(methanesulfonylamino)butyl]-5-oxido-2-propyl-1*H*-imidazo[4,5-*c*]quinolin-1-yl}oxy)hexyl)carbamate, which was obtained as a yellow solid. The reaction was allowed to run overnight, and the product was used without purification.

Part I

The method described in Part I of Example 45 was used to convert *tert*-butyl (6-{1-[4-(methanesulfonylamino)butyl]-5-oxido-2-propyl-1*H*-imidazo[4,5-*c*]quinolin-1-yl}oxy)hexyl)carbamate (2.54 g, 4.29 mmol) to 2.51 g of *tert*-butyl (6-{4-amino-1-[4-(methanesulfonylamino)butyl]-2-propyl-1*H*-imidazo[4,5-*c*]quinolin-1-yl}oxy)hexyl)carbamate, obtained as a tan solid.

Part J

The method described in Part J of Example 45 was used to deprotect *tert*-butyl (6-{4-amino-1-[4-(methanesulfonylamino)butyl]-2-propyl-1*H*-imidazo[4,5-*c*]quinolin-1-yl}oxy)hexyl)carbamate (2.51 g, 4.25 mmol). The crude product was recrystallized from acetonitrile to provide 0.75 g of *N*-{4-[4-amino-7-(6-aminohexyloxy)-2-propyl-1*H*-imidazo[4,5-*c*]quinolin-1-yl]butyl}methanesulfonamide as a tan solid. The mother liquor was concentrated under reduced pressure, and the residue was recrystallized from dichloroethane to provide 0.48 g of *N*-{4-[4-amino-7-(6-aminohexyloxy)-2-propyl-1*H*-imidazo[4,5-*c*]quinolin-1-yl]butyl}methanesulfonamide as a brown powder.

Part K

A modification of the method described in Part K of Example 45 was followed using *N*-{4-[4-amino-7-(6-aminohexyloxy)-2-propyl-1*H*-imidazo[4,5-*c*]quinolin-1-yl]butyl}methanesulfonamide (0.86 g, 1.8 mmol) as the starting material. Methanesulfonic anhydride (470 mg, 2.7 mmol) was added over a period of 24 hours. The crude product was purified by column chromatography on silica gel (eluting sequentially with 90:10 and 85:15 dichloromethane:methanol), recrystallization from ethyl acetate, and a second recrystallization from 2-propanol to provide 0.38 g of *N*-{4-[4-amino-7-(6-

(methanesulfonylamino)hexyloxy]-2-propyl-1*H*-imidazo[4,5-*c*]quinolin-1-yl]butyl)methanesulfonamide as a white powder, mp 138-140 °C.

¹H NMR (300 MHz, DMSO-*d*₆) δ 7.92 (d, *J* = 9.4 Hz, 1H), 7.05 (d, *J* = 3.1 Hz, 1H), 6.98-6.88 (m, 3H), 6.38 (s, 2H), 4.46 (m, 2H), 4.04 (t, *J* = 6.2 Hz, 2H), 2.99-2.92 (m, 6H), 2.87 (s, 3H), 2.86 (s, 3H), 1.82 (m, 6H), 1.61 (m, 2H), 1.44 (m, 6H), 1.03 (m, 3H);

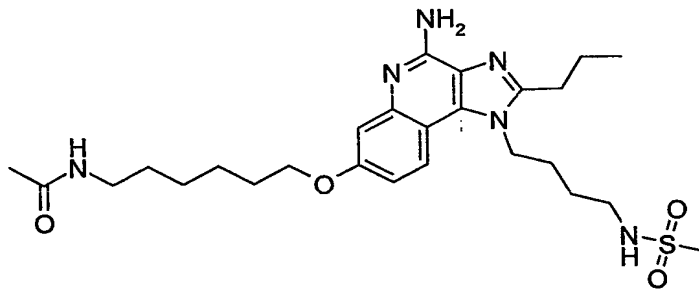
¹³C NMR (75 MHz, DMSO-*d*₆) δ 157.7, 152.4, 152.2, 146.7, 133.1, 125.3, 121.4, 112.1, 109.2, 108.3, 67.6, 44.6, 42.8, 42.4, 39.53, 39.49, 29.7, 29.0, 28.7, 27.4, 26.7, 26.3, 25.6, 21.3, 14.2;

MS (APCI) *m/z* 569 (M + H)⁺;

Anal. Calcd. for C₂₅H₄₀N₆O₅S₂: %C, 52.80; %H, 7.09; %N, 14.78. Found: %C, 52.61; %H, 7.13; %N, 14.52.

Example 48

N-(6-{4-Amino-1-[4-(methanesulfonylamino)butyl]-2-propyl-1*H*-imidazo[4,5-*c*]quinolin-7-yloxy}hexyl)acetamide



A modification of the method described in Park K of Example 45 was followed using acetyl chloride (135 μL, 1.91 mmol) in lieu of methanesulfonic anhydride and *N*-{4-[4-amino-7-(6-aminohexyloxy)-2-propyl-1*H*-imidazo[4,5-*c*]quinolin-1-yl]butyl)methanesulfonamide (0.85 g, 1.7 mmol) as the starting material. The crude product was purified by column chromatography on silica gel (eluting sequentially with 90:10 and 80:20 dichloromethane:methanol). The resulting white powder was stirred with water, isolated by filtration, and dissolved in 50:50 dichloromethane:methanol. The solution was dried over sodium sulfate, filtered, and concentrated under reduced pressure. The resulting solid was recrystallized from acetonitrile, and the crystals were dissolved in dichloromethane:methanol, concentrated under reduced pressure, and further dried overnight under high vacuum at 60 °C to provide 0.30 g of *N*-(6-{4-amino-1-[4-

(methanesulfonylamino)butyl]-2-propyl-1*H*-imidazo[4,5-*c*]quinolin-7-yloxy}hexyl)acetamide as a white powder, mp 168 - 172 °C.

¹H NMR (300 MHz, CDCl₃) δ 7.91 (d, *J* = 9.4 Hz, 1H), 7.78 (m, 1H), 7.04 (d, *J* = 2.5 Hz, 1H), 6.98 (m, 1H), 6.89 (dd, *J* = 9.4, 2.5 Hz, 1H), 6.35 (s, 2H), 4.46 (m, 2H), 4.03 (t, *J* = 6.2 Hz, 2H), 3.04-2.96 (m, 4H), 2.86 (m, 5H), 1.78 (m, 9H), 1.62 (m, 2H), 1.42 (m, 6H), 1.03 (t, *J* = 7.5 Hz, 3H);

¹³C NMR (75 MHz, DMSO-*d*₆) δ 169.2, 157.8, 152.4, 152.3, 146.9, 133.1, 125.3, 121.4, 112.1, 109.2, 108.4, 67.6, 44.6, 42.4, 39.5, 38.8, 29.5, 29.0, 28.7, 27.4, 26.6, 25.7, 23.0, 21.3, 14.2;

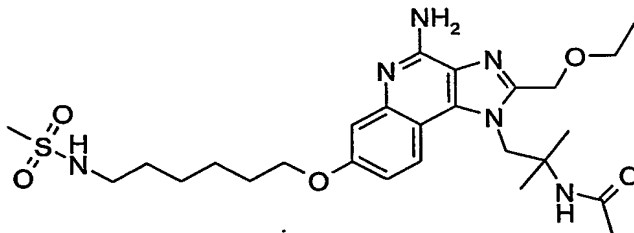
MS (APCI) *m/z* 533 (M + H)⁺;

Anal. Calcd. for C₂₆H₄₀N₆O₄S• 0.25 H₂O: %C, 58.13; %H, 7.60; %N, 15.64; %S, 5.97.

Found: %C, 57.90; %H, 7.69; %N, 15.54; %S, 6.23.

Example 49

N-(2-{4-Amino-2-ethoxymethyl-7-[6-(methanesulfonylamino)hexyloxy]-1*H*-imidazo[4,5-*c*]quinolin-1-yl}-1,1-dimethylethyl)acetamide



Part A

Under a nitrogen atmosphere, a solution of (2-amino-2-methylpropyl)(7-benzyloxy-3-nitroquinolin-4-yl)amine (6.5 g, 17.5 mmol), prepared in Part A of Example 45, in dichloromethane (200 mL) was cooled to 0 °C; triethylamine (4.87 mL, 35.0 mmol) and acetyl chloride (1.37 mL, 19.2 mmol) were sequentially added. The reaction was stirred at 0 °C for 30 minutes, allowed to warm to ambient temperature, and stirred for three hours. The reaction was washed with saturated aqueous sodium bicarbonate (2 x) and brine, dried over sodium sulfate, filtered, and concentrated under reduced pressure to provide *N*-[1,1-dimethyl-2-(3-nitro-7-benzyloxyquinolin-4-ylamino)ethyl]acetamide as a yellow powder.

Part B

The method described in Part C of Example 45 was used to convert the material from Part B to 6.16 g of *N*-[2-(3-amino-7-benzyloxyquinolin-4-ylamino)-1,1-dimethylethyl]acetamide, obtained as an orange solid.

5 Part C

A modification of the method described in Part D of Example 45 was followed using *N*-[2-(3-amino-7-benzyloxyquinolin-4-ylamino)-1,1-dimethylethyl]acetamide (6.16 g, 21.0 mmol) as the starting material. A solution of the intermediate in ethanol was heated at reflux for 24 hours. Sodium hydroxide (1.25 g) and water (25 mL) were added, and the reaction was heated at reflux for an additional 32 hours. The mixture was allowed to cool to ambient temperature, and the solvent was removed under reduced pressure. The residue was partitioned between dichloromethane and saturated aqueous sodium bicarbonate. The organic layer was separated and washed sequentially with saturated aqueous sodium bicarbonate and brine, dried over sodium sulfate, filtered, and concentrated under reduced pressure. The resulting orange solid was purified by column chromatography on silica gel (eluting with 95:5 dichloromethane:methanol) to provide 4.79 g of *N*-[2-(7-benzyloxy-2-ethoxymethyl-1*H*-imidazo[4,5-*c*]quinolin-1-yl)-1,1-dimethylethyl]acetamide as a yellow solid.

Part D

20 The method described in Part E of Example 45 was used to convert *N*-[2-(7-benzyloxy-2-ethoxymethyl-1*H*-imidazo[4,5-*c*]quinolin-1-yl)-1,1-dimethylethyl]acetamide (4.79 g, 10.7 mmol) to *N*-[2-(2-ethoxymethyl-7-hydroxy-1*H*-imidazo[4,5-*c*]quinolin-1-yl)-1,1-dimethylethyl]acetamide, obtained as a yellow solid.

Part E

25 The method described in Part L of Example 2 was followed. The material from Part D was treated with *tert*-butyl 6-iodohexylcarbamate (3.86 g, 11.8 mmol), and the reaction was complete in four hours. The crude product was purified by column chromatography on silica gel (eluting sequentially with 95:5 and 92.5:7.5 dichloromethane:methanol), and the resulting solid was dried overnight under high vacuum to provide 4.69 g of *tert*-butyl {6-[1-(2-acetylamino-2-methylpropyl)-2-ethoxymethyl-1*H*-imidazo[4,5-*c*]quinolin-7-yloxy]hexyl} carbamate as an off-white solid.

Part F

A modification of the method described in Part M of Example 2 was used to convert *tert*-butyl {6-[1-(2-acetylamino-2-methylpropyl)-2-ethoxymethyl-1*H*-imidazo[4,5-*c*]quinolin-7-yloxy]hexyl} carbamate (4.69 g, 8.44 mmol) to *tert*-butyl {6-[1-(2-
5 acetylamino-2-methylpropyl)-2-ethoxymethyl-5-oxido-1*H*-imidazo[4,5-*c*]quinolin-7-yloxy]hexyl} carbamate, obtained as a orange solid. The reaction was complete in one hour, and the product was used without purification.

Part G

The method described in Part I of Example 45 was used to convert the material
10 from Part F to 4.85 g of *tert*-butyl {6-[1-(2-acetylamino-2-methylpropyl)-4-amino-2-ethoxymethyl-1*H*-imidazo[4,5-*c*]quinolin-7-yloxy]hexyl} carbamate, obtained as an orange solid.

Part H

A modification of the method described in Part O of Example 2 was used to
15 deprotect the material from Part G with hydrochloric acid in ethanol (100 mL of 3 M). Following the treatment of the crude product with ammonium hydroxide and the remainder of the work-up procedure, 3.64 g of *N*-{2-[4-amino-7-(6-aminohexyloxy)-2-ethoxymethyl-1*H*-imidazo[4,5-*c*]quinolin-1-yl]-1,1-dimethylethyl} acetamide were
obtained as a tan solid and used without further purification.

Part I

A modification of the method described in Part K of Example 45 was followed
20 using *N*-{2-[4-amino-7-(6-aminohexyloxy)-2-ethoxymethyl-1*H*-imidazo[4,5-*c*]quinolin-1-yl]-1,1-dimethylethyl} acetamide (1.2 g, 2.5 mmol) as the starting material. The reaction was run in 1-methyl-2-pyrrolidone (55 mL), and after completion, the reaction was poured
25 into deionized water (400 mL) and stirred over three days. The mixture was extracted with dichloromethane (3 x 200 mL), and the combined extracts were washed with brine, dried over sodium sulfate, filtered, and concentrated under reduced pressure. The residue was dissolved in diethyl ether (100 mL) and treated with a solution of hydrochloric acid in ethanol. A solid formed, and the diethyl ether was decanted. The solid was partitioned
30 between dichloromethane and dilute ammonium hydroxide. The aqueous layer was separated and extracted with dichloromethane (3 x 100 mL). The combined organic

fractions were washed with brine, dried over sodium sulfate, filtered, and concentrated under reduced pressure. The resulting orange oil was triturated with diethyl ether overnight to form a solid, which was isolated by filtration and purified by column chromatography on silica gel (eluting with 92:8 dichloromethane:methanol). The resulting solid was dried overnight under high vacuum at 60 °C to provide 0.47 g of *N*-(2-{4-amino-2-ethoxymethyl-7-[6-(methanesulfonylamino)hexyloxy]-1*H*-imidazo[4,5-*c*]quinolin-1-yl}-1,1-dimethylethyl)acetamide as an off-white powder.

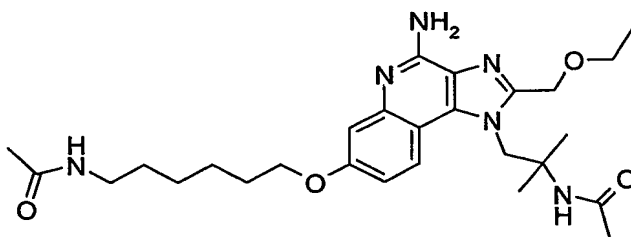
¹H NMR (300 MHz, DMSO-*d*₆) δ 8.20 (d, *J* = 9.1 Hz, 1H), 7.70 (s, 1H), 7.01 (d, *J* = 2.7 Hz, 1H), 6.92 (m, 1H), 6.84 (m, 1H), 6.50 (s, 2H), 4.93 (s, 2H), 4.69 (s, 2H), 4.03 (m, 2H), 3.50 (q, *J* = 7.0 Hz, 2H), 2.92 (m, 2H), 2.86 (s, 3H), 1.80 (s, 3H), 1.74 (m, 2H), 1.48-1.38 (m, 6H), 1.18 (br s, 6H), 1.11 (t, *J* = 7.0 Hz, 3H);

¹³C NMR (75 MHz, DMSO-*d*₆) δ 170.3, 157.9, 152.6, 149.8, 147.6, 135.0, 125.3, 122.6, 111.4, 109.6, 108.4, 67.6, 65.7, 64.6, 55.0, 51.1, 42.8, 29.7, 29.0, 26.3, 25.9, 25.6, 24.0, 15.3; MS (APCI) *m/z* 549 (M + H)⁺;

Anal. Calcd. for C₂₆H₄₀N₆O₅S•0.70 H₂O: %C, 55.64; %H, 7.44; %N, 14.97. Found: %C, 55.98; %H, 7.29; %N, 14.87.

Example 50

N-(2-{7-[6-(Acetylamino)hexyloxy]-4-amino-2-ethoxymethyl-1*H*-imidazo[4,5-*c*]quinolin-1-yl}-1,1-dimethylethyl)acetamide



A modification of the method described in Part K of Example 45 was followed using *N*-(2-[4-amino-7-(6-aminohexyloxy)-2-ethoxymethyl-1*H*-imidazo[4,5-*c*]quinolin-1-yl]-1,1-dimethylethyl)acetamide (1.2 g, 2.5 mmol) as the starting material and acetyl chloride (200 μL, 3 mmol) in lieu of methanesulfonyl anhydride. Following chromatographic purification, the solid was recrystallized from acetonitrile, and the crystals were dissolved in dichloromethane:methanol, concentrated under reduced

pressure, and further dried under high vacuum at 60 °C to provide 0.47 g of *N*-(2-{7-[6-(acetylamino)hexyloxy]-4-amino-2-ethoxymethyl-1*H*-imidazo[4,5-*c*]quinolin-1-yl}-1,1-dimethylethyl)acetamide as a white powder, mp 190-192 °C.

¹H NMR (300 MHz, DMSO-*d*₆) δ 8.20 (d, *J* = 9.0 Hz, 1H), 7.77 (m, 1H), 7.70 (s, 1H),
 5 7.01 (d, *J* = 2.6 Hz, 1H), 6.83 (dd, *J* = 9.0, 2.6 Hz, 1H), 6.50 (s, 2H), 4.93 (s, 2H), 7.69 (s,
 2H), 4.02 (t, *J* = 6.4 Hz, 2H), 3.50 (m, 2H), 3.01 (m, 2H), 1.80 (s, 3H), 1.77 (s, 3H), 1.74
 (m, 2H), 1.41 (m, 6H), 1.18 (br s, 6H), 1.11 (t, *J* = 7.0, 3H);

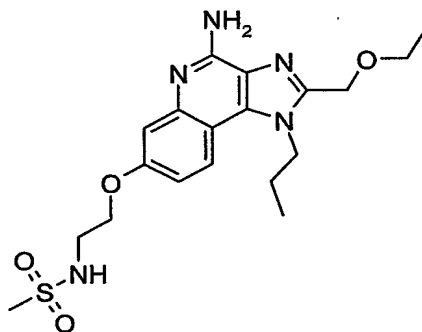
¹³C NMR (75 MHz, DMSO-*d*₆) δ 170.3, 169.2, 157.9, 152.6, 149.8, 147.6, 135.0, 125.4,
 122.6, 111.4, 109.6, 108.4, 67.6, 65.7, 64.6, 55.0, 51.6, 38.8, 29.5, 29.0, 26.6, 25.9, 25.7,
 10 24.0, 23.0, 15.3;

MS (APCI) *m/z* 513 (M + H)⁺;

Anal. Calcd. for C₂₇H₄₀N₆O₄ • 0.8H₂O: %C, 61.53; %H, 7.96; %N, 15.95. Found: %C,
 61.65; %H, 8.05; %N, 15.88.

Example 51

N-[2-(4-Amino-2-ethoxymethyl-1-propyl-1*H*-imidazo[4,5-*c*]quinolin-7-
 yloxy)ethyl]methanesulfonamide



Part A

20 The methods described in Parts A-H, M, and N of Example 2 were followed using
 3-benzyloxyaniline in lieu of 4-benzyloxyaniline. The crude product was recrystallized
 from acetonitrile to provide 7-benzyloxy-2-ethoxymethyl-1-propyl-1*H*-imidazo[4,5-
c]quinolin-4-amine as a flocculent, white solid, mp 188-189 °C.

¹H NMR (300 MHz, DMSO-*d*₆) : δ 7.91 (d, *J* = 9.1 Hz, 1H), 7.52-7.30 (m, 5H), 7.13 (d, *J*
 25 = 2.7 Hz, 1H), 7.00 (dd, *J* = 8.9, 2.6 Hz, 1H), 6.53 (s, 2H), 5.21 (s, 2H), 4.74 (s, 2H), 4.49-

4.44 (m, 2H), 3.54 (q, $J = 7.0$ Hz, 2H), 1.92-1.78 (m, 2H), 1.15 (t, $J = 6.9$ Hz, 3H), 1.00 (t, $J = 7.4$ Hz, 3H).

^{13}C NMR (75 MHz, DMSO- d_6): δ 157.3, 152.3, 148.1, 146.9, 137.2, 133.4, 128.4, 127.7, 127.6, 124.9, 121.3, 111.9, 108.9, 108.7, 69.1, 65.3, 64.2, 46.6, 23.0, 14.9, 10.7.

5 MS (ESI) m/z 391.2134 (391.2117 calcd for $\text{C}_{23}\text{H}_{26}\text{N}_4\text{O}_2$, $\text{M}+\text{H}^+$).

Anal. Calcd. for $\text{C}_{23}\text{H}_{26}\text{N}_4\text{O}_2$: %C, 70.75; %H, 6.71; %N, 14.35. Found: %C, 70.49; %H, 6.57; %N, 14.22.

Part B

10 7-Benzyloxy-2-ethoxymethyl-1-propyl-1*H*-imidazo[4,5-*c*]quinolin-4-amine (3.9 g, 9.99 mmol) was mixed with ethanol and added to a Parr flask charged with 10% palladium on carbon (0.390 g) in ethanol. The flask was placed under hydrogen pressure and shaken for 18 hours. The reaction mixture was filtered through a layer of CELITE filter aid, and the filter cake was washed with warm DMF. The filtrate was concentrated under reduced pressure, and the residue was recrystallized from methanol to yield 2.4 g of 4-amino-2-

15 ethoxymethyl-1-propyl-1*H*-imidazo[4,5-*c*]quinolin-7-ol as a white solid, mp $>250^\circ\text{C}$.

^1H NMR (300 MHz, DMSO- d_6): δ 9.50 (s, 1H), 7.82 (d, $J = 8.9$ Hz, 1H), 6.96 (d, $J = 2.5$ Hz, 1H), 6.81 (dd, $J = 8.8, 2.6$ Hz, 1H), 6.45 (s, 2H), 4.73 (s, 2H), 4.47-4.41 (m, 2H), 3.54 (q, $J = 7.0$ Hz, 2H), 1.92-1.78 (m, 2H), 1.15 (t, $J = 6.9$ Hz, 3H), 1.00 (t, $J = 7.4$ Hz, 3H);

20 ^{13}C NMR (75 MHz, DMSO- d_6): δ 156.4, 152.1, 147.7, 147.1, 133.6, 124.5, 121.2, 112.0, 109.8, 107.9, 65.2, 64.2, 46.6, 23.0, 14.9, 10.7;

Anal. Calcd. for $\text{C}_{16}\text{H}_{20}\text{N}_4\text{O}_2$: %C, 63.98; %H, 6.71; %N, 18.65. Found: %C, 63.71; %H, 6.48; %N, 18.53.

Part C

25 The method described in Part L of Example 2 was used to treat 4-amino-2-ethoxymethyl-1-propyl-1*H*-imidazo[4,5-*c*]quinolin-7-ol (1.89 g, 6.29 mmol) with cesium carbonate (4.10 g, 12.6 mmol) and *tert*-butyl 2-iodoethylcarbamate (1.79 g, 6.60 mmol). Following chromatographic purification, the product was recrystallized from acetonitrile to provide 1.26 g of *tert*-butyl [2-(4-amino-2-ethoxymethyl-1-propyl-1*H*-imidazo[4,5-*c*]quinolin-7-yloxy)ethyl]carbamate as a flocculent, white solid.

Part D

The method described in Part O of Example 2 was used to treat the material from Part C with 4 M hydrochloric acid in ethanol to provide 7-(2-aminoethoxy)-2-ethoxymethyl-1-propyl-1*H*-imidazo[4,5-*c*]quinolin-4-amine, which was used without purification.

Part E

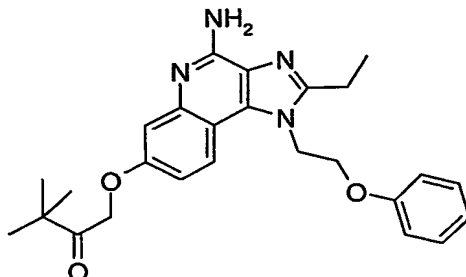
A suspension of 7-(2-aminoethoxy)-2-ethoxymethyl-1-propyl-1*H*-imidazo[4,5-*c*]quinolin-4-amine (0.570 g, 1.66 mmol) in dichloromethane (11 mL) was cooled to 0 °C. Methanesulfonic anhydride (0.303 g, 1.74 mmol) was added, and the mixture was stirred for 16 hours and allowed to warm to ambient temperature. Saturated aqueous sodium carbonate (25 mL) was added, and the mixture was stirred for 20 minutes. The aqueous layer was separated and extracted with chloroform (3 x 50mL). The combined organic fractions were washed sequentially with water and brine, dried over magnesium sulfate, filtered, and concentrated under reduced pressure. The resulting white solid was purified by column chromatography on silica gel (eluting with chloroform:methanol:ammonium hydroxide ranging in ratios from 99.6:0.36:0.04 to 97:2.7:0.3) and subsequent recrystallization from acetonitrile to yield 0.500 g of *N*-[2-(4-amino-2-ethoxymethyl-1-propyl-1*H*-imidazo[4,5-*c*]quinolin-8-yl)oxyethyl]methanesulfonamide as white, granular powder mp 182-184.5 °C.

¹H NMR (300 MHz, DMSO-*d*₆) δ 7.93 (d, *J* = 9.1 Hz, 1H), 7.31 (t, *J* = 6.2 Hz, 1H), 7.08 (d, *J* = 3.2 Hz, 1H), 6.95 (dd, *J* = 9.1, 2.6 Hz, 1H), 6.54 (s, 2H), 4.75 (s, 2H), 4.50-4.45 (m, 2H), 4.13 (t, *J* = 5.6 Hz, 2H), 3.55 (q, *J* = 7.0 Hz, 2H), 3.39 (q, *J* = 5.8 Hz, 2H), 2.98 (s, 3H), 1.93-1.79 (m, 2H), 1.16 (t, *J* = 7.0 Hz, 3H), 1.01 (t, *J* = 7.3 Hz, 3H);

MS (APCI) *m/z* 422.1864 (422.1862 calcd for C₁₉H₂₇N₅O₄S, M+H);

Anal. Calcd. for C₁₉H₂₇N₅O₄S: %C, 54.14; %H, 6.46; %N, 16.61; %S, 7.61. Found: %C, 54.23; %H, 6.50; %N, 16.66; %S, 7.63.

Example 52

1-[4-Amino-2-ethyl-1-(2-phenoxyethyl)-1*H*-imidazo[4,5-*c*]quinolin-7-yloxy]-3,3-dimethylbutan-2-one

5 Part A

The methods described in Parts E, F, and G of Example 1 were used to convert 7-benzyloxy-4-chloro-3-nitroquinoline, prepared in Parts A-D of Example 1, to 7-benzyloxy-2-ethyl-1-(2-phenoxyethyl)-1*H*-imidazo[4,5-*c*]quinoline. 2-Phenoxyethylamine was used in lieu of isobutylamine in Part E, and triethyl orthopropionate was used in lieu of

10 trimethyl orthobutyrate in Part G.

Part B

The method described in Part J of Example 1 was used to convert 7-benzyloxy-2-ethyl-1-(2-phenoxyethyl)-1*H*-imidazo[4,5-*c*]quinoline to 2-ethyl-1-(2-phenoxyethyl)-1*H*-imidazo[4,5-*c*]quinolin-7-ol.

15 Part C

A suspension of 2-ethyl-1-(2-phenoxyethyl)-1*H*-imidazo[4,5-*c*]quinolin-7-ol (1.0 g, 3.0 mmol) and cesium carbonate (1.49 g, 4.57 mmol) in DMF was stirred for 15 minutes; 1-bromopinacolone (0.6 mL, 4.5 mmol) was added dropwise. The reaction was heated at 65 °C and stirred for 20 hours, and then the solvent was removed under reduced

20 pressure. The residue was dissolved in dichloromethane, and the resulting solution was washed sequentially with water (3 x) and brine, dried over magnesium sulfate, filtered, and concentrated under reduced pressure to provide 1.3 g of 1-[2-ethyl-1-(2-phenoxyethyl)-1*H*-imidazo[4,5-*c*]quinolin-7-yloxy]-3,3-dimethylbutan-2-one as an orange solid.

¹H NMR (300 MHz, DMSO-*d*₆) δ 9.06 (s, 1H), 8.44 (d, *J* = 9.3 Hz, 1H), 7.45 (d, *J* = 2.5 Hz, 1H), 7.34 (dd, *J* = 9.1, 2.5 Hz, 1H), 7.23-7.18 (m, 2H), 6.91-6.86 (m, 1H), 6.78-6.75 (m, 2H), 5.32 (s, 2H), 5.05-4.98 (m, 2H), 4.44 (t, *J* = 5.0 Hz, 2H), 3.08 (q, *J* = 7.3 Hz, 2H), 1.43 (t, *J* = 7.6 Hz, 3H), 1.23 (s, 9H).

25

Part D

The method described in Part M of Example 2 was used to oxidize 1-[2-ethyl-1-(2-phenoxyethyl)-1*H*-imidazo[4,5-*c*]quinolin-7-yloxy]-3,3-dimethylbutan-2-one (1.3 g, 3.0 mmol) to 1.4 g of 1-[2-ethyl-5-oxido-1-(2-phenoxyethyl)-1*H*-imidazo[4,5-*c*]quinolin-7-yloxy]-3,3-dimethylbutan-2-one, which was isolated as an orange solid and used without purification.

¹H NMR (300 MHz, DMSO-*d*₆) δ 8.96 (s, 1H), 8.55 (d, *J* = 9.2 Hz, 1H), 8.12 (d, *J* = 2.2 Hz, 1H), 7.48 (dd, *J* = 9.3, 3.0 Hz, 1H), 7.23-7.17 (m, 2H), 6.91-6.86 (m, 1H), 6.76-6.73 (m, 2H), 5.38 (s, 2H), 5.04-4.99 (m, 2H), 4.44 (t, *J* = 5.0 Hz, 2H), 3.07 (q, *J* = 7.5 Hz, 2H), 1.41 (t, *J* = 7.1 Hz, 3H), 1.24 (s, 9H).

Part E

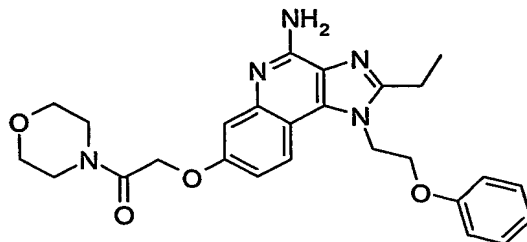
Ammonium hydroxide (6 mL) was added to a solution of the material from Part D in dichloromethane (20 mL). *p*-Toluenesulfonyl chloride (0.629 g, 3.30 mmol) was added in two portions, and the mixture was stirred for 16 hours. The mixture was then diluted with dichloromethane and water. The aqueous layer was separated and extracted twice with chloroform. The combined organic fractions were washed sequentially with water and brine, dried over magnesium sulfate, filtered, and concentrated under reduced pressure. The resulting white solid was recrystallized from acetonitrile twice to yield 0.360 g of 1-[4-amino-2-ethyl-1-(2-phenoxyethyl)-1*H*-imidazo-[4,5-*c*]quinolin-7-yloxy]-3,3-dimethylbutan-2-one as feathery, white needles, mp 238-239 °C (decomposition).

¹H NMR (300 MHz, DMSO-*d*₆) δ 8.06 (d, *J* = 9.2 Hz, 1H), 7.24-7.2 (m, 2H), 6.96 (d, *J* = 2.5 Hz, 1H), 6.92-6.86 (m, 2H), 6.84-6.80 (m, 2H), 6.36 (s, 2H), 5.19 (s, 2H), 4.96-4.88 (m, 2H), 4.40 (t, *J* = 5.0 Hz, 2H), 3.01 (q, *J* = 7.5 Hz, 2H), 1.40 (t, *J* = 7.2 Hz, 3H), 1.20 (s, 9H);

MS (APCI) *m/z* 447.2402 (447.2396 calcd for C₂₆H₃₀N₄O₃, M+H);

Anal. Calcd. for C₂₆H₃₀N₄O₃•1.0H₂O: %C, 67.22; %H, 6.94; %N, 12.06. Found: %C, 67.29; %H, 6.81; %N, 12.03.

Example 53

2-Ethyl-7-(2-morpholin-4-yl-2-oxoethoxy)-1-(2-phenoxyethyl)-1*H*-imidazo[4,5-*c*]quinolin-4-amine

5 Part A

The methods described in Parts A-D of Example 30 were used to convert 7-benzyloxy-*N*⁴-(2-phenoxyethyl)quinoline-3,4-diamine to 2-ethyl-7-(2-morpholin-4-yl-2-oxoethoxy)-1-(2-phenoxyethyl)-1*H*-imidazo[4,5-*c*]quinoline. In Part D, after the reaction mixture was filtered, the filtrate was allowed to stand for three days. Crystals formed and were isolated by filtration and washed with diethyl ether. The filtrate was concentrated under reduced pressure, and the resulting oil was triturated with a mixture of ethyl acetate and water. The resulting solid was isolated by filtration, washed with diethyl ether, and combined with the crystals isolated from the reaction mixture. The combined solids were recrystallized from methanol, isolated by filtration, washed with cold hexanes, and dried overnight under high vacuum at 70 °C to provide 2-ethyl-7-(2-morpholin-4-yl-2-oxoethoxy)-1-(2-phenoxyethyl)-1*H*-imidazo[4,5-*c*]quinoline as a white solid, mp 190-191 °C.

Anal. Calcd. for C₂₆H₂₈N₄O₄: %C, 67.81; %H, 6.13; %N, 12.17. Found: %C, 67.44; %H, 6.20; %N, 12.05.

20 Part B

The method described in Part E of Example 30 was used to convert 2-ethyl-7-(2-morpholin-4-yl-2-oxoethoxy)-1-(2-phenoxyethyl)-1*H*-imidazo[4,5-*c*]quinoline (0.855 g, 1.86 mmol) to 0.92 g of 2-ethyl-7-(2-morpholin-4-yl-2-oxoethoxy)-5-oxido-1-(2-phenoxyethyl)-1*H*-imidazo[4,5-*c*]quinoline.

25 Part C

Under a nitrogen atmosphere, trichloroacetyl isocyanate (0.35 mL, 2.9 mmol) was added dropwise to a solution of the material from Part B in anhydrous dichloromethane

(335 mL), and the reaction was stirred for two hours. The solvent was removed under reduced pressure. The residue was diluted with methanol (23 mL), and a solution of sodium methoxide (0.17 mL, 2.9 mmol, 25% in methanol) was slowly added. The reaction was stirred overnight, and a precipitate formed. The precipitate was isolated by filtration, washed with three times with cold hexanes, and recrystallized from ethyl acetate to provide 0.495 g of 2-ethyl-7-(2-morpholin-4-yl-2-oxoethoxy)-1-(2-phenoxyethyl)-1*H*-imidazo[4,5-*c*]quinolin-4-amine as a white powder, mp 208-209 °C.

¹H NMR (300 MHz, DMSO-*d*₆) δ 8.07 (d, *J* = 9.3 Hz, 1H), 7.22 (m, 2H), 7.05 (d, *J* = 2.7 Hz, 1H), 6.90 (t, *J* = 2.7 Hz, 1H), 6.90 (d, *J* = 9.0 Hz, 1H), 6.82 (d, *J* = 0.9 Hz, 1H), 6.79 (d, *J* = 0.9 Hz, 1H), 6.39 (s, 2H), 4.91 (s, 4H), 4.39 (t, *J* = 4.8 Hz, 2H), 3.54 (m, 8H), 3.01 (q, *J* = 7.5 Hz, 2H), 1.40 (t, *J* = 7.5 Hz, 3H);

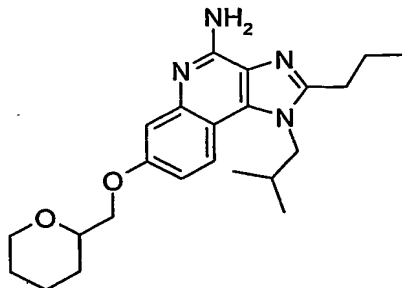
¹³C NMR (75 MHz, DMSO-*d*₆) δ 166.5, 158.2, 157.0, 154.4, 152.3, 146.8, 133.4, 129.8, 125.3, 121.7, 121.4, 114.6, 111.8, 109.6, 108.8, 66.7, 66.4, 66.3, 45.2, 44.6, 42.0, 20.3, 12.2;

MS (EI) *m/z* 476.2282 (476.2298 calcd for C₂₆H₂₉N₅O₄);

Anal. Calcd for C₂₆H₂₉N₅O₄: %C, 65.67; %H, 6.15; %N, 14.73. Found: %C, 65.48; %H, 6.01; %N, 14.59.

Example 54

1-(2-Methylpropyl)-2-propyl-7-(tetrahydropyran-2-ylmethoxy)-1*H*-imidazo[4,5-*c*]quinolin-4-amine



The methods described in Parts L-N of Example 2 were used to treat 1-(2-methylpropyl)-2-propyl-1*H*-imidazo[4,5-*c*]quinolin-7-ol. In Part L, 2-(bromomethyl)tetrahydro-2H-pyran was used as the alkylating agent. The crude product was recrystallized from acetonitrile to yield 1-(2-methylpropyl)-2-propyl-7-

(tetrahydropyran-2-ylmethoxy)-1*H*-imidazo[4,5-*c*]quinolin-4-amine as tan crystals, mp 126 °C (decomposition).

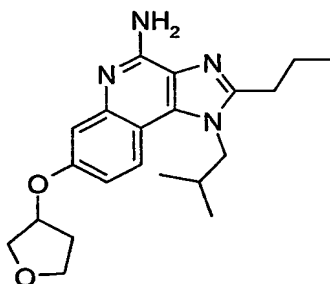
¹H NMR (300 MHz, DMSO-*d*₆) δ 7.85 (d, *J* = 9.6 Hz, 1H), 7.03 (d, *J* = 3.0 Hz, 1H), 6.90 (dd, *J* = 9.2, 2.9 Hz, 1H), 6.37 (s, 2H), 4.28 (d, *J* = 7.6 Hz, 2H), 4.02-3.86 (m, 3H), 3.71-3.61 (m, 1H), 3.46-3.34 (m, 1H), 2.86 (t, *J* = 7.8 Hz, 2H), 2.21-2.05 (m, 1H), 1.90-1.77 (m, 3H), 1.72-1.63 (m, 1H), 1.58-1.27 (m, 4H), 1.02 (t, *J* = 7.4 Hz, 3H), 0.91 (d, *J* = 6.7 Hz, 6H);

MS (APCI) *m/z* 397.2600 (397.2604 calcd for C₂₃H₃₂N₄O₂, M+H);

Anal. Calcd. for C₂₃H₃₂N₄O₂•0.75H₂O: %C, 67.37; %H, 8.23; %N, 13.66. Found: %C, 67.06; %H, 8.06; %N, 13.52.

Example 55

1-(2-Methylpropyl)-2-propyl-7-(tetrahydrofuran-3-yloxy)-1*H*-imidazo[4,5-*c*]quinolin-4-amine



Part A

3-Hydroxytetrahydrofuran (0.375 mL, 4.64 mmol) was added to a suspension of 1-(2-methylpropyl)-2-propyl-1*H*-imidazo[4,5-*c*]quinolin-7-ol (1.0 g, 3.5 mmol) and triphenylphosphine (1.5 g, 5.7 mmol) in THF. Diisopropyl azodicarboxylate (1.1 mL, 5.6 mmol) was added dropwise over a period of three minutes, and the reaction was stirred for 48 hours. The solvent was removed under reduced pressure, the residue was purified by column chromatography on silica gel (eluting with 98:2 dichloromethane:methanol) to provide 1.1 g of 1-(2-methylpropyl)-2-propyl-7-(tetrahydrofuran-3-yloxy)-1*H*-imidazo[4,5-*c*]quinoline as an off-white, crystalline solid.

Part B

The method described in Part M of Example 2 was used to treat 1-(2-methylpropyl)-2-propyl-7-(tetrahydrofuran-3-yloxy)-1*H*-imidazo[4,5-*c*]quinoline (1.1 g, 3.1 mmol) with mCPBA (1.07 g, 3.72 mmol). The crude product was purified by column chromatography on silica gel to afford 0.588 g of 1-(2-methylpropyl)-5-oxido-2-propyl-7-(tetrahydrofuran-3-yloxy)-1*H*-imidazo[4,5-*c*]quinoline as a yellow solid.

Part C

The method described in Part E of Example 52 was used to aminate the material from Part B. The crude product was recrystallized from acetonitrile to afford 0.242 g of 1-(2-methylpropyl)-2-propyl-7-(tetrahydrofuran-3-yloxy)-1*H*-imidazo[4,5-*c*]quinolin-4-amine as white needles, mp 178-182 °C.

¹H NMR (300 MHz, DMSO-*d*₆) δ 7.87 (d, *J* = 9.0 Hz, 1H), 7.02 (d, *J* = 2.7 Hz, 1H), 6.89 (dd, *J* = 8.9, 2.7 Hz, 1H), 6.40 (s, 2H), 5.13-5.09 (m, 1H), 4.29 (d, *J* = 7.3 Hz, 2H), 3.96-3.73 (m, 4H), 2.86 (t, *J* = 7.5 Hz, 2H), 2.33-1.97 (m, 3H), 1.84 (sextet, *J* = 7.5 Hz, 2H), 1.02 (t, *J* = 7.4 Hz, 3H), 0.91 (d, *J* = 6.4 Hz, 6H);

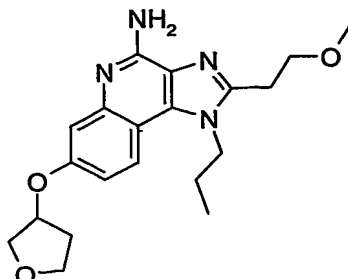
¹³C NMR (75 MHz, DMSO-*d*₆) δ 155.6, 152.6, 152.0, 146.4, 132.7, 125.2, 121.4, 112.0, 109.2, 109.0, 76.9, 72.3, 66.4, 51.2, 32.5, 28.7, 28.5, 20.9, 19.1, 13.8;

MS (APCI) *m/z* 369.2298 (369.2291 calcd for C₂₁H₂₈N₄O₂, M+H);

Anal. Calcd. for C₂₁H₂₈N₄O₂: %C, 68.45; %H, 7.66; %N, 15.20. Found: %C, 68.11; %H, 7.87; %N, 15.01.

Example 56

2-(2-Methoxyethyl)-1-propyl-7-(tetrahydrofuran-3-yloxy)-1*H*-imidazo[4,5-*c*]quinolin-4-amine



5 The methods described in Parts A and B of Example 51 were used to prepare 2-(2-methoxyethyl)-1-propyl-1*H*-imidazo[4,5-*c*]quinolin-7-ol, which was treated according to the methods described in Example 55. The crude product was purified by column chromatography on silica gel and subsequent recrystallization from 2-propanol to afford 2-(2-methoxyethyl)-1-propyl-7-(tetrahydrofuran-3-yloxy)-1*H*-imidazo[4,5-*c*]quinolin-4-amine as a tan powder, mp 192-194 °C.

10 ¹H NMR (300 MHz, DMSO-*d*₆) δ 7.90 (d, *J* = 9.2 Hz, 1H), 7.02 (d, *J* = 2.6 Hz, 1H), 6.89 (dd, *J* = 9.0, 2.6 Hz, 1H), 6.41 (s, 2H), 5.14-5.10 (m, 1H), 4.46-4.41 (m, 2H), 3.97-3.74 (m, 6H), 3.30 (s, 3H), 3.16 (t, *J* = 6.8 Hz, 2H), 2.33-2.21 (m, 1H), 2.08-1.98 (m, 1H), 1.87-1.74 (m, 2H), 0.98 (t, *J* = 7.4 Hz, 3H);

15 MS (APCI) *m/z* 371.2074 (371.2083 calcd for C₂₀H₂₆N₄O₃, M+H);

Anal. Calcd. for C₂₀H₂₆N₄O₃: %C, 64.85; %H, 7.07; %N, 15.12. Found: %C, 64.88; %H, 7.03; %N, 15.20.

Examples 57-92

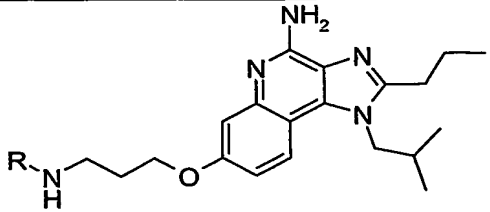
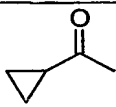
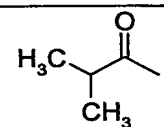
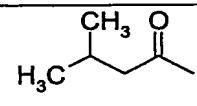
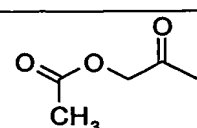
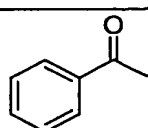
20 An acid chloride (1.1 equivalents) was added to a culture tube containing a solution of 7-(3-aminopropoxy)-1-(2-methylpropyl)-2-propyl-1*H*-imidazo[4,5-*c*]quinolin-4-amine (4.4 mg/mL) in chloroform (5 mL). The culture tubes were capped and placed on a shaker overnight (18 hours). The volatiles were removed by vacuum centrifugation. The compounds were purified by preparative high performance liquid chromatography (prep HPLC) using a Waters Fraction Lynx automated purification system. The prep HPLC fractions were analyzed using a Micromass LC-TOFMS, and the appropriate fractions

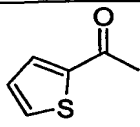
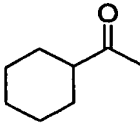
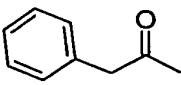
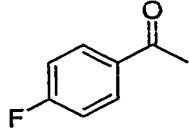
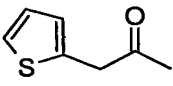
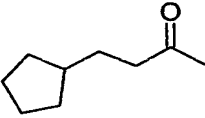
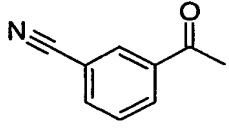
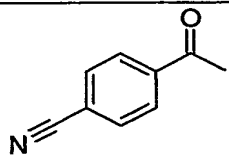
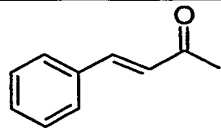
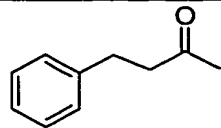
25

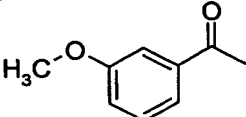
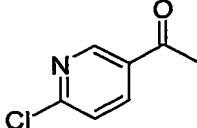
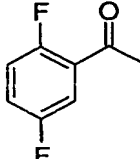
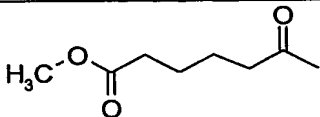
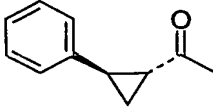
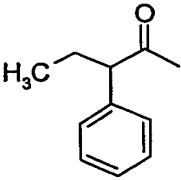
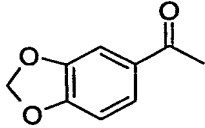
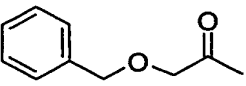
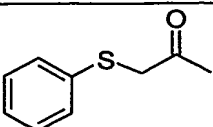
were centrifuge evaporated to provide the trifluoroacetate salt of the desired compound.
 (Column: Phenomenex Luna C18(2), 21.2 x 50 mm, 10 micron particle size, 100Å pore;
 flow rate: 25 mL/min.; non-linear gradient elution from 5-95% B in 9 min, then hold at
 95% B for 2 min., where A is 0.05% trifluoroacetic acid/water and B is 0.05%

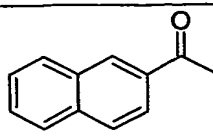
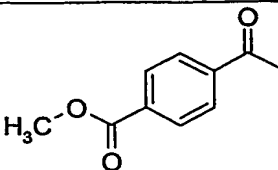
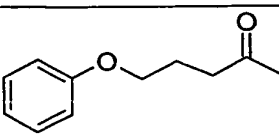
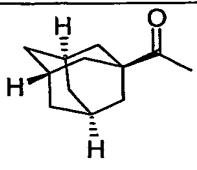
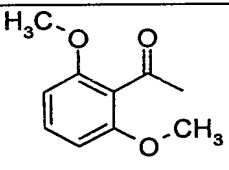
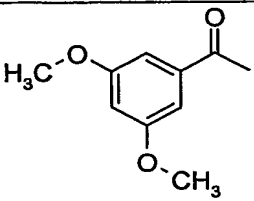
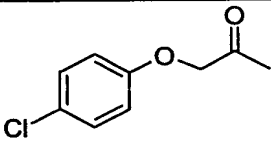
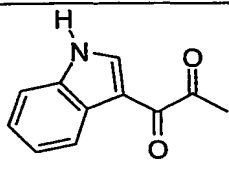
5 trifluoroacetic acid/acetonitrile; fraction collection by mass-selective triggering.) The table
 below shows the structure made in each example and the observed accurate mass for the
 isolated trifluoroacetate salt.

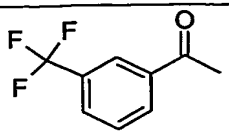
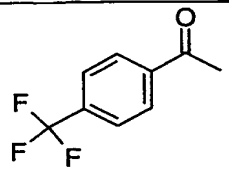
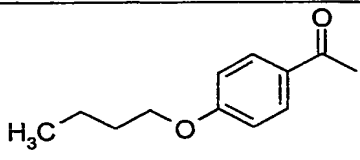
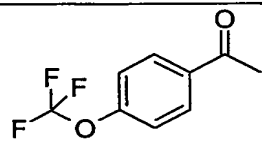
Examples 57-92

		
Example	R	Measured Mass (M+H)
57		424.2727
58		426.2879
59		440.3047
60		456.2622
61		460.2736

62	 <chem>CC(=O)Cc1ccsc1</chem>	466.2288
63	 <chem>CC(=O)C1CCCCC1</chem>	466.3162
64	 <chem>CC(=O)Cc1ccccc1</chem>	474.2877
65	 <chem>CC(=O)Cc1ccc(F)cc1</chem>	478.2616
66	 <chem>CC(=O)Cc1ccsc1</chem>	480.2419
67	 <chem>CC(=O)CC1CCCC1</chem>	480.3356
68	 <chem>CC(=O)Cc1cccc(C#N)c1</chem>	485.2668
69	 <chem>CC(=O)Cc1ccc(C#N)cc1</chem>	485.2667
70	 <chem>CC(=O)/C=C/c1ccccc1</chem>	486.2862
71	 <chem>CC(=O)CCc1ccccc1</chem>	488.3015

72		490.2820
73		495.2273
74		496.2515
75		498.3105
76		500.3048
77		502.3173
78		504.2619
79		504.2990
80		506.2589

81	 <chem>CC(=O)c1ccc2ccccc2c1</chem>	510.2873
82	 <chem>CC(=O)c1ccc(cc1)C(=O)OC</chem>	518.2742
83	 <chem>CC(=O)CCOC1=CC=CC=C1</chem>	518.3122
84	 <chem>CC(=O)C12CCN(C1)CC2</chem>	518.3502
85	 <chem>CC(=O)C1=CC(OC)=C(OC)C1C(=O)OC</chem>	520.2934
86	 <chem>CC(=O)c1cc(OC)cc(OC)c1</chem>	520.2920
87	 <chem>CC(=O)OC1=CC=C(Cl)C=C1</chem>	524.2440
88	 <chem>CC(=O)C1=CC=C2C(=C1)N=C2C(=O)N</chem>	527.2756

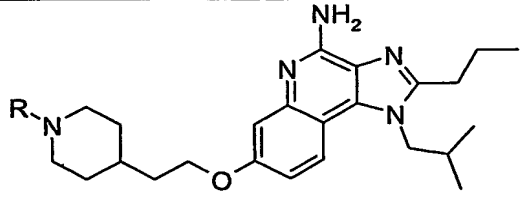
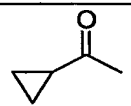
89		528.2599
90		528.2592
91		532.3278
92		544.2535

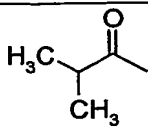
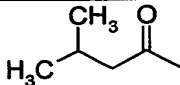
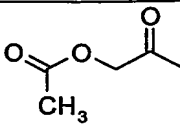
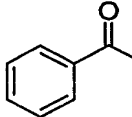
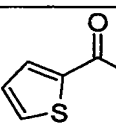
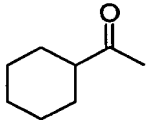
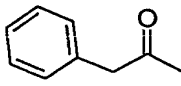
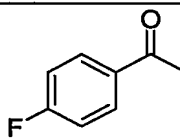
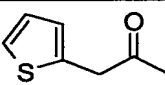
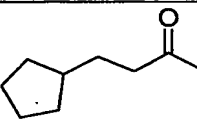
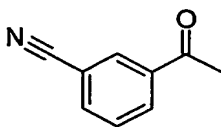
Examples 93-129

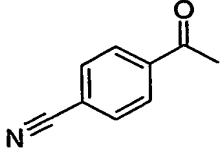
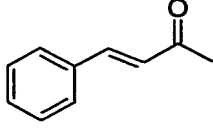
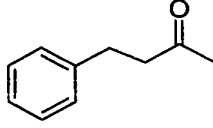
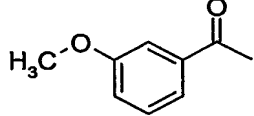
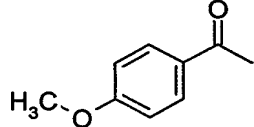
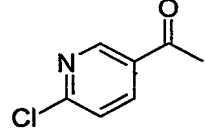
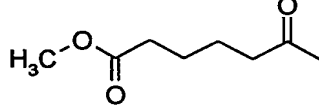
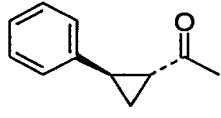
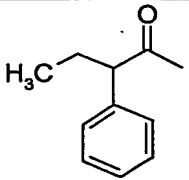
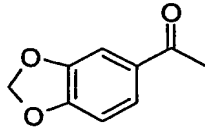
The method described for Examples 57-92 was used to treat 1-(2-methylpropyl)-7-(2-piperidin-4-ylethoxy)-2-propyl-1*H*-imidazo[4,5-*c*]quinolin-4-amine with acid chlorides.

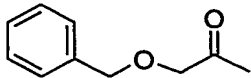
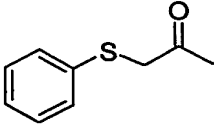
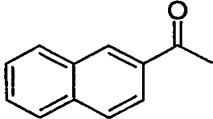
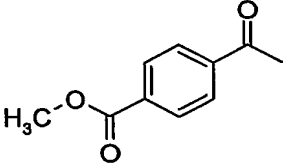
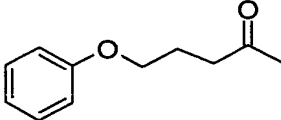
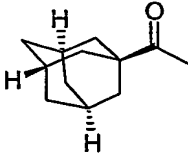
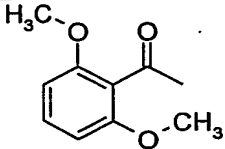
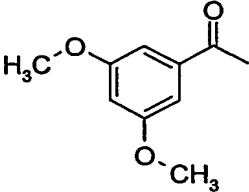
5 The table below shows the structure made in each example and the observed accurate mass for the isolated trifluoroacetate salt.

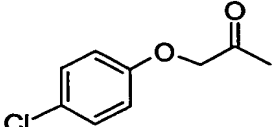
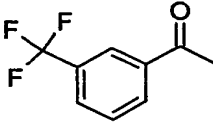
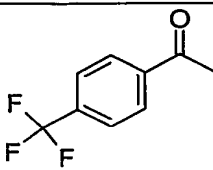
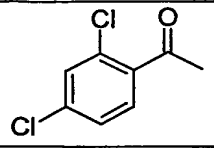
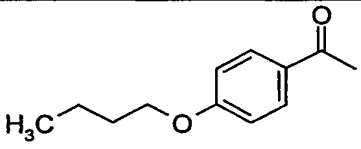
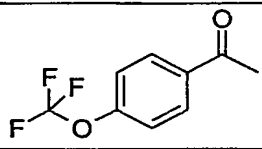
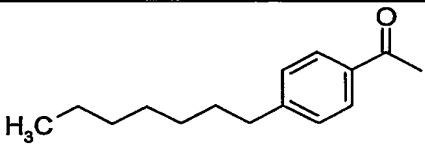
Examples 93-129

		
Example	R	Measured Mass (M+H)
93		478.3181

94	 <chem>CC(C)(C)C(=O)C</chem>	480.3352
95	 <chem>CC(C)C(C)(C)C(=O)C</chem>	494.3478
96	 <chem>CCOC(=O)C</chem>	510.3051
97	 <chem>CC(=O)c1ccccc1</chem>	514.3151
98	 <chem>CC(=O)Cc1ccsc1</chem>	520.2748
99	 <chem>CC(=O)C1CCCCC1</chem>	520.3622
100	 <chem>CC(=O)Cc1ccccc1</chem>	528.3341
101	 <chem>CC(=O)c1ccc(F)cc1</chem>	532.3076
102	 <chem>CC(=O)CCc1ccsc1</chem>	534.2899
103	 <chem>CC(=O)CCC1CCCC1</chem>	534.3823
104	 <chem>CC(=O)c1ccc(C#N)cc1</chem>	539.3121

105		539.3130
106		540.3336
107		542.3503
108		544.3304
109		544.3291
110		549.2761
111		552.3552
112		554.3510
113		556.3687
114		558.3102

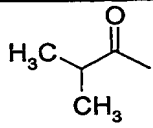
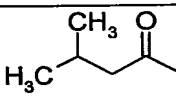
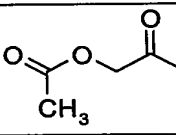
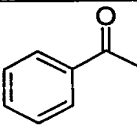
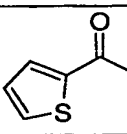
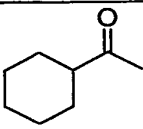
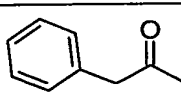
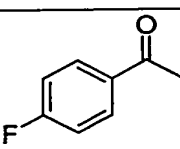
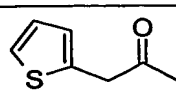
115		558.3455
116		560.3093
117		564.3351
118		572.3240
119		572.3608
120		572.3984
121		574.3419
122		574.3412

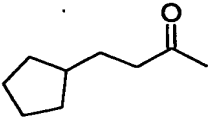
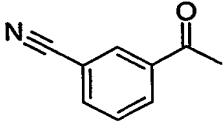
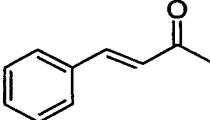
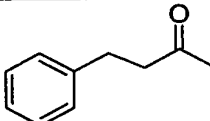
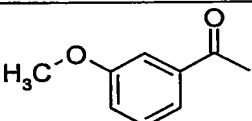
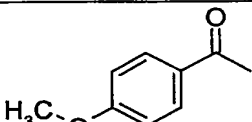
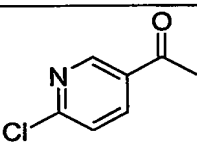
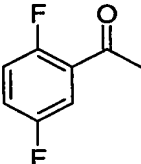
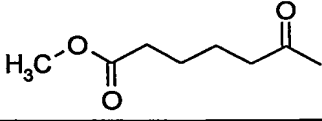
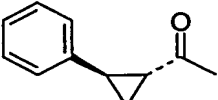
123		578.2916
124		582.3076
125		582.3096
126		582.2361
127		586.3799
128		598.3027
129		612.4310

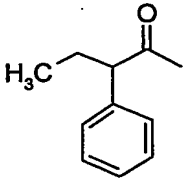
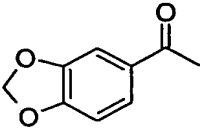
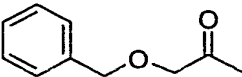
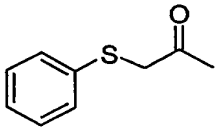
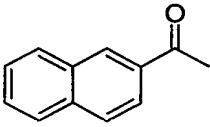
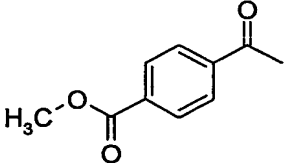
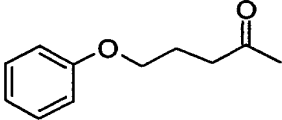
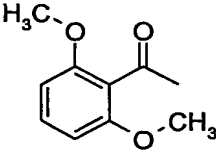
Examples 130-161

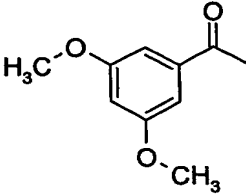
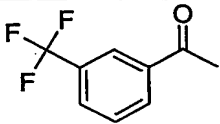
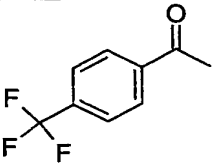
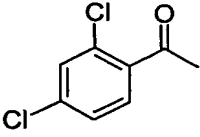
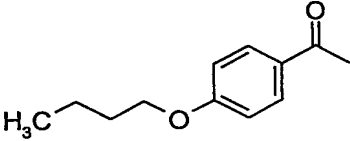
5 The method described for Examples 57-92 was used to treat 8-(2-aminoethoxy)-2-ethoxymethyl-1-propyl-1*H*-imidazo[4,5-*c*]quinolin-4-amine with acid chlorides. The table below shows the structure made in each example and the observed accurate mass for the isolated trifluoroacetate salt.

Examples 130-161

Example	R	Measured Mass (M+H)
130		414.2480
131		428.2674
132		444.2262
133		448.2362
134		454.1902
135		454.2825
136		462.2513
137		466.2257
138		468.2071

139		468.2960
140		473.2296
141		474.2487
142		476.2667
143		478.2455
144		478.2453
145		483.1922
146		484.2175
147		486.2725
148		488.2654

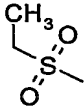
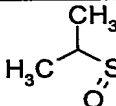
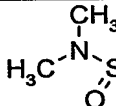
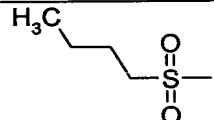
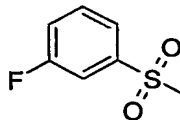
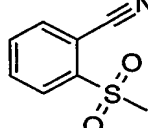
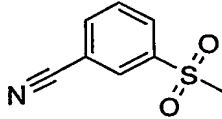
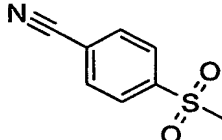
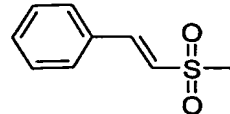
149	 <chem>CC(=O)C(C)C1=CC=CC=C1</chem>	490.2791
150	 <chem>CC(=O)c1cc2ococ2c1</chem>	492.2255
151	 <chem>CC(=O)COc1ccccc1</chem>	492.2588
152	 <chem>CC(=O)CS1=CC=CC=C1</chem>	494.2204
153	 <chem>CC(=O)c1ccc2ccccc2c1</chem>	498.2528
154	 <chem>CC(=O)c1ccc(OC)cc1</chem>	506.2372
155	 <chem>CC(=O)CCCOc1ccccc1</chem>	506.2751
156	 <chem>CC(=O)c1cc(OC)c(OC)cc1</chem>	508.2549

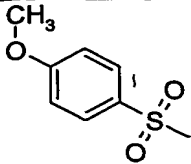
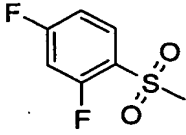
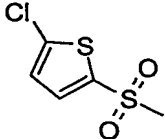
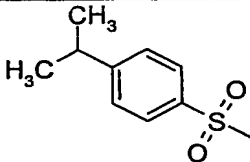
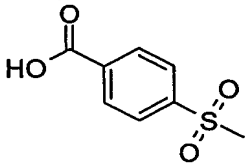
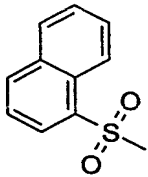
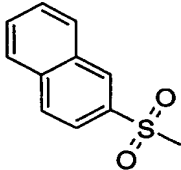
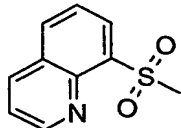
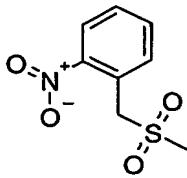
157		508.2546
158		516.2205
159		516.2219
160		516.1549
161		520.2924

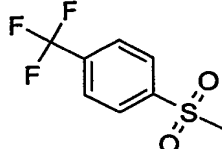
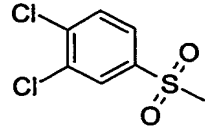
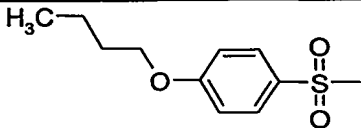
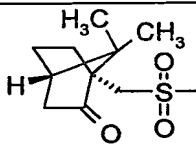
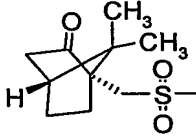
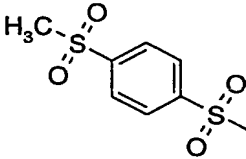
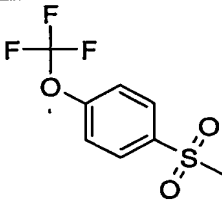
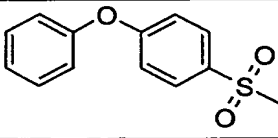
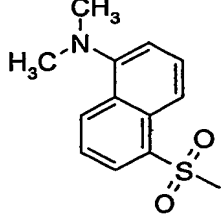
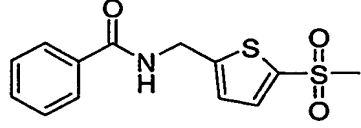
Examples 162-189

The method described for Examples 57-92 was used to treat 7-(3-aminopropoxy)-
 5 1-(2-methylpropyl)-2-propyl-1*H*-imidazo[4,5-*c*]quinolin-4-amine with sulfonyl chlorides.
 The table below shows the structure made in each example and the observed accurate mass
 for the isolated trifluoroacetate salt.

Examples 162-189

Example	<i>R</i>	Measured Mass (M+H)
162		448.2388
163		462.2542
164		463.2517
165		476.2714
166		514.2286
167		521.2303
168		521.2302
169		521.2334
170		522.2527

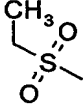
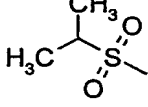
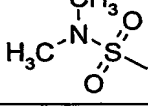
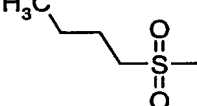
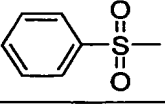
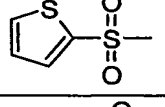
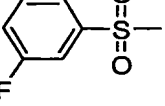
171	 <chem>COS(=O)(=O)c1ccc(OC)cc1</chem>	526.2491
172	 <chem>COS(=O)(=O)c1cc(F)c(F)cc1</chem>	532.2197
173	 <chem>COS(=O)(=O)c1cc(Cl)s1</chem>	536.1563
174	 <chem>CC(C)C(C)Cc1ccc(S(=O)(=O)C)cc1</chem>	538.2829
175	 <chem>COS(=O)(=O)c1ccc(C(=O)O)cc1</chem>	540.2260
176	 <chem>COS(=O)(=O)c1cccc2ccccc12</chem>	546.2551
177	 <chem>COS(=O)(=O)c1ccc2ccccc12</chem>	546.2537
178	 <chem>COS(=O)(=O)c1ccc2c(c1)cnc2</chem>	547.2464
179	 <chem>COS(=O)(=O)Cc1ccc([N+](=O)[O-])cc1</chem>	555.2372

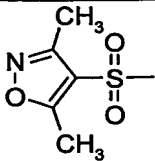
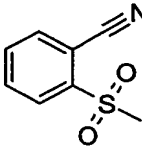
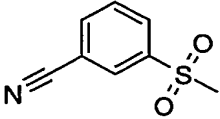
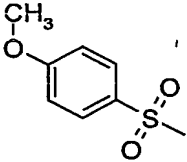
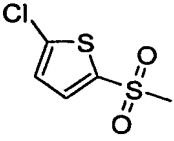
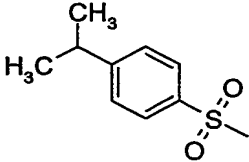
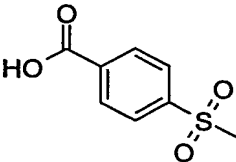
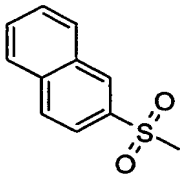
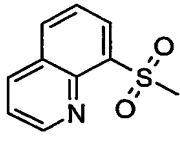
180	 <chem>COS(=O)(=O)c1ccc(C(F)(F)F)cc1</chem>	564.2252
181	 <chem>COS(=O)(=O)c1cc(Cl)c(Cl)cc1</chem>	564.1624
182	 <chem>COS(=O)(=O)c1ccc(OCC)cc1</chem>	568.2946
183	 <chem>COS(=O)(=O)C1CCC(C)C1=O</chem>	570.3129
184	 <chem>COS(=O)(=O)C1C(C)C(C)C1=O</chem>	570.3125
185	 <chem>COS(=O)(=O)c1ccc(S(=O)(=O)C)cc1</chem>	574.2169
186	 <chem>COS(=O)(=O)c1ccc(OC(F)(F)F)cc1</chem>	580.2222
187	 <chem>COS(=O)(=O)c1ccc(Oc2ccccc2)cc1</chem>	588.2659
188	 <chem>COS(=O)(=O)c1ccc2c(c1)ccc(NC)cc2</chem>	589.2966
189	 <chem>COS(=O)(=O)c1ccsc1CN(C(=O)c2ccccc2)</chem>	635.2490

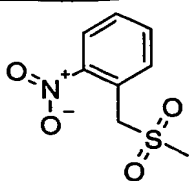
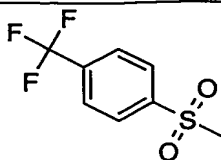
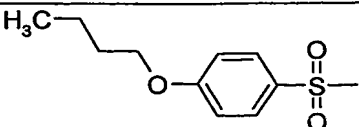
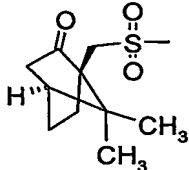
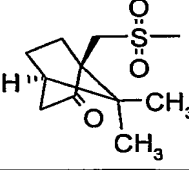
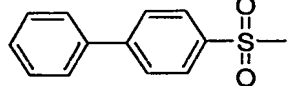
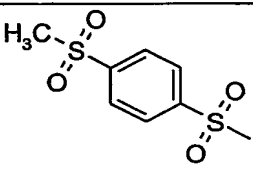
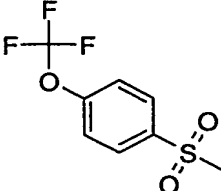
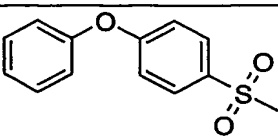
Examples 190-217

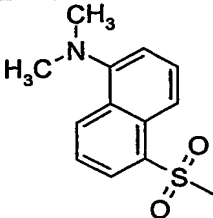
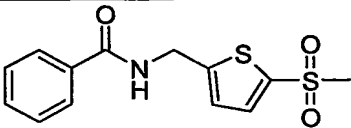
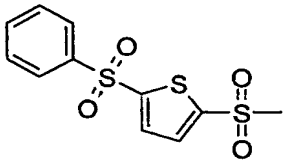
The method described for Examples 57-92 was used to treat 1-(2-methylpropyl)-7-(2-piperidin-4-ylethoxy)-2-propyl-1*H*-imidazo[4,5-*c*]quinolin-4-amine with sulfonyl chlorides. The table below shows the structure made in each example and the observed accurate mass for the isolated trifluoroacetate salt.

Examples 190-217

Example	R	Measured Mass (M+H)
190		502.2851
191		516.2997
192		517.2976
193		530.3141
194		550.2875
195		556.2460
196		568.2739

197	 <chem>CC1=NC(=C(C)O1)S(=O)(=O)C</chem>	569.2917
198	 <chem>CC1=CC=C(C=C1)C#N</chem> <chem>CC1=CC=C(C=C1)S(=O)(=O)C</chem>	575.2827
199	 <chem>CC1=CC=C(C=C1)C#N</chem> <chem>CC1=CC=C(C=C1)S(=O)(=O)C</chem>	575.2785
200	 <chem>CC1=CC=C(C=C1)S(=O)(=O)C</chem> <chem>COc1ccc(cc1)S(=O)(=O)C</chem>	580.2991
201	 <chem>CC1=CC=C(C=C1)S(=O)(=O)C</chem> <chem>Clc1cc(s1)S(=O)(=O)C</chem>	590.2044
202	 <chem>CC1=CC=C(C=C1)S(=O)(=O)C</chem> <chem>CC(C)c1ccc(cc1)S(=O)(=O)C</chem>	592.3352
203	 <chem>CC1=CC=C(C=C1)S(=O)(=O)C</chem> <chem>OC(=O)c1ccc(cc1)S(=O)(=O)C</chem>	594.2772
204	 <chem>CC1=CC=C(C=C1)S(=O)(=O)C</chem> <chem>C1=CC=C2C=CC=CN2C1</chem>	600.3042
205	 <chem>CC1=CC=C(C=C1)S(=O)(=O)C</chem> <chem>C1=CC=C2C=CC=CN2C1</chem>	601.2969

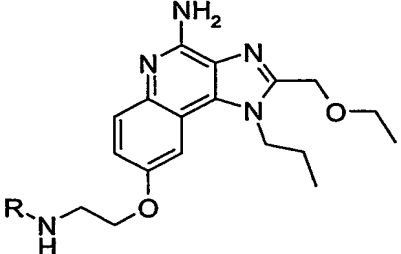
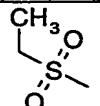
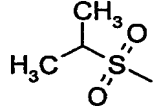
206		609.2883
207		618.2733
208		622.3428
209		624.3610
210		624.3606
211		626.3162
212		628.2621
213		634.2709
214		642.3131

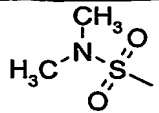
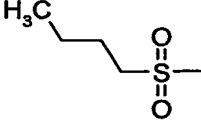
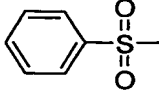
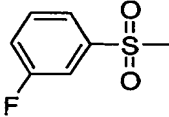
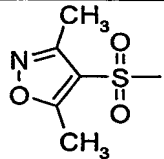
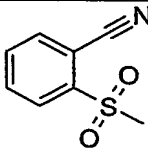
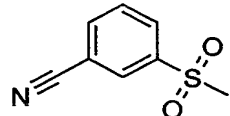
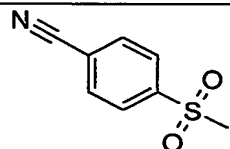
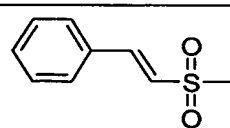
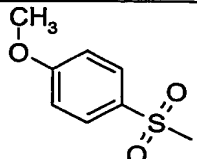
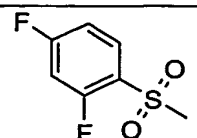
215		643.3466
216		689.2985
217		696.2326

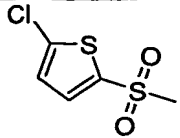
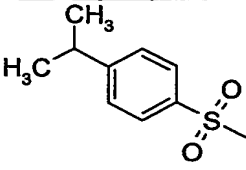
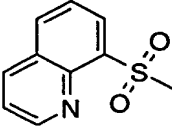
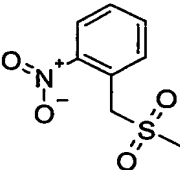
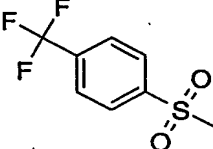
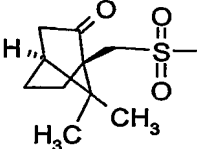
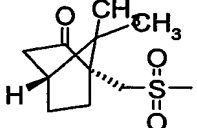
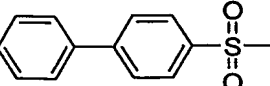
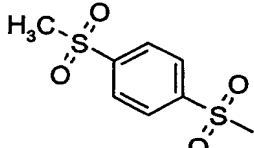
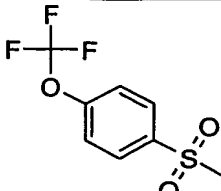
Examples 218-242

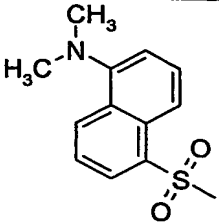
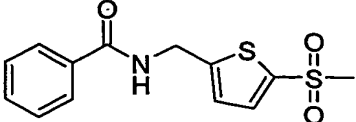
5 The method described for Examples 57-92 was used to treat 8-(2-aminoethoxy)-2-ethoxymethyl-1-propyl-1*H*-imidazo[4,5-*c*]quinolin-4-amine with sulfonyl chlorides. The table below shows the structure made in each example and the observed accurate mass for the isolated trifluoroacetate salt.

Examples 218-242

		
Example	R	Measured Mass (M+H)
218		436.2036
219		450.2162

220		451.2139
221		464.2341
222		484.2017
223		502.1901
224		503.2099
225		509.1982
226		509.1957
227		509.1964
228		510.2191
229		514.2129
230		520.1815

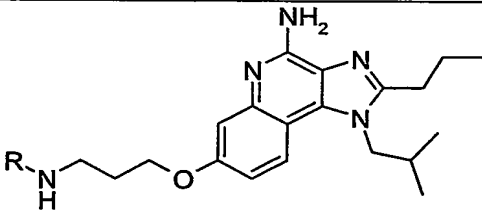
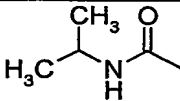
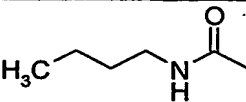
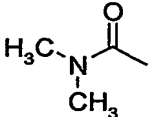
231		524.1172
232		526.2491
233		535.2117
234		543.2015
235		552.1878
236		558.2752
237		558.2780
238		560.2318
239		562.1780
240		568.1868

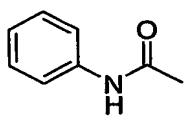
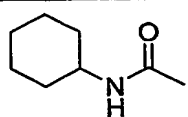
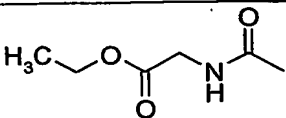
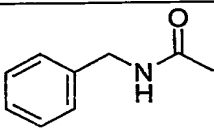
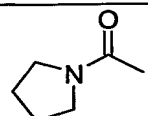
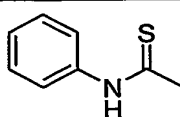
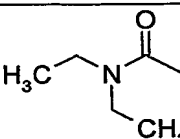
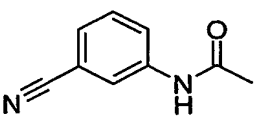
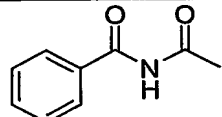
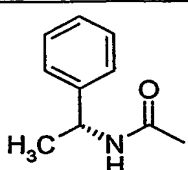
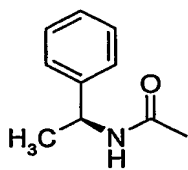
241		577.2585
242		623.2094

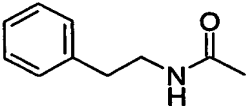
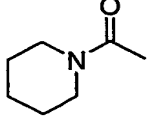
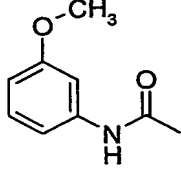
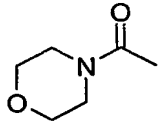
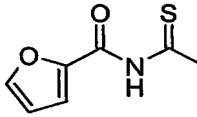
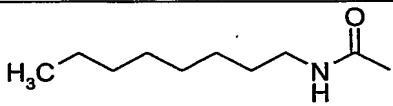
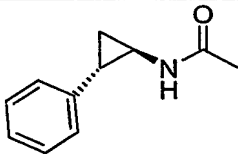
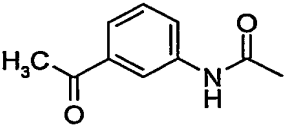
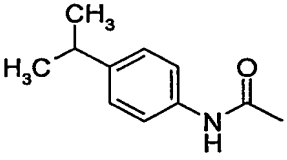
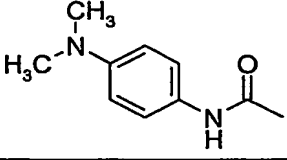
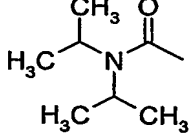
Examples 243-284

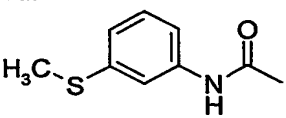
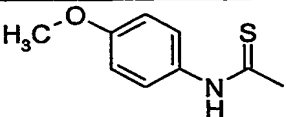
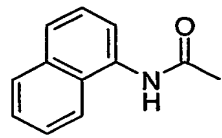
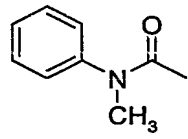
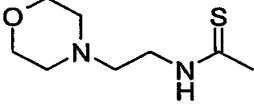
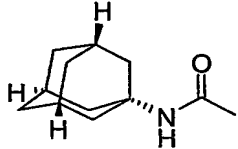
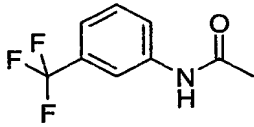
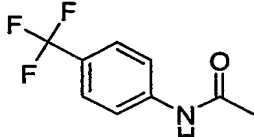
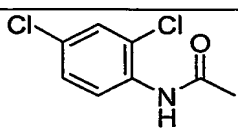
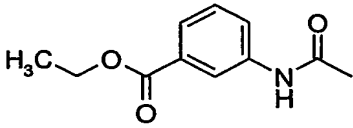
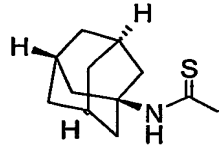
5 The method described for Examples 57-92 was used to treat 7-(3-aminopropoxy)-1-(2-methylpropyl)-2-propyl-1*H*-imidazo[4,5-*c*]quinolin-4-amine with isocyanates or carbamoyl chlorides. The table below shows the structure made in each example and the observed accurate mass for the isolated trifluoroacetate salt.

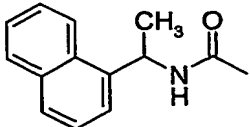
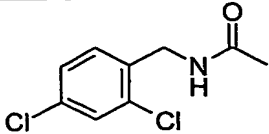
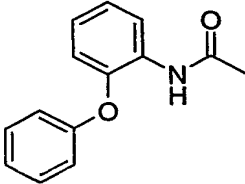
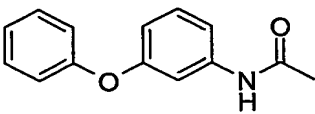
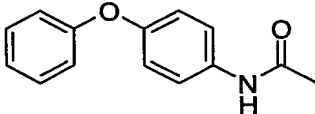
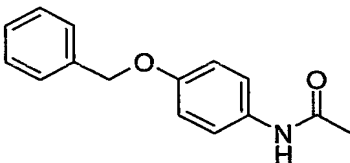
Examples 243-284

		
Example	R	Measured Mass (M+H)
243		441.3011
244		455.3159
245		427.2842

246	 <chem>CC(=O)Nc1ccccc1</chem>	475.2837
247	 <chem>CC(=O)N1CCCCC1</chem>	481.3302
248	 <chem>CC(=O)NCCOC</chem>	485.2899
249	 <chem>CC(=O)Nc1ccccc1</chem>	489.2988
250	 <chem>CC(=O)N1CCCN1</chem>	453.2988
251	 <chem>CC(=S)Nc1ccccc1</chem>	491.2608
252	 <chem>CC(=O)NCC</chem>	455.3156
253	 <chem>CC(=O)Nc1ccc(C#N)cc1</chem>	500.2784
254	 <chem>CC(=O)Nc1ccccc1</chem>	503.2751
255	 <chem>CC(=O)N[C@H](C)c1ccccc1</chem>	503.3134
256	 <chem>CC(=O)N[C@@H](C)c1ccccc1</chem>	503.3156

257		503.3123
258		467.3150
259		505.2916
260		469.2950
261		509.2340
262		511.3764
263		515.3130
264		517.2918
265		517.3308
266		518.3246
267		483.3452

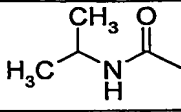
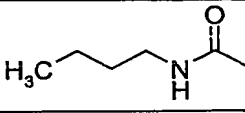
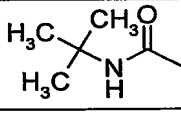
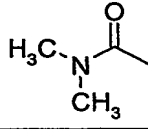
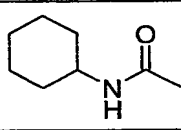
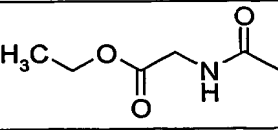
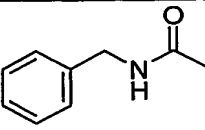
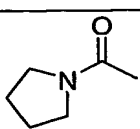
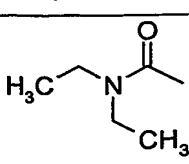
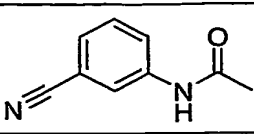
268	 <chem>CC(=O)Nc1ccc(SC)cc1</chem>	521.2693
269	 <chem>CC(=O)Nc1ccc(OC)cc1</chem>	521.2685
270	 <chem>CC(=O)Nc1cccc2ccccc12</chem>	525.2961
271	 <chem>CC(=O)N(C)c1ccccc1</chem>	489.2985
272	 <chem>CC(=O)NCCN1CCOCC1</chem>	528.3100
273	 <chem>CC(=O)N[C@H]1CC[C@@H]2[C@@H](C)CC[C@H]12</chem>	533.3608
274	 <chem>CC(=O)Nc1ccc(C(F)(F)F)cc1</chem>	543.2682
275	 <chem>CC(=O)Nc1ccc(C(F)F)cc1</chem>	543.2704
276	 <chem>CC(=O)Nc1cc(Cl)cc(Cl)c1</chem>	543.2021
277	 <chem>CC(=O)Nc1ccc(C(=O)OCC)cc1</chem>	547.3023
278	 <chem>CC(=O)N[C@H]1CC[C@@H]2[C@@H](C)CC[C@H]12</chem>	549.3399

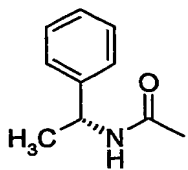
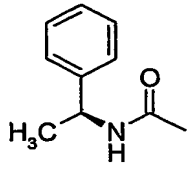
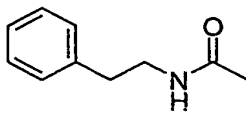
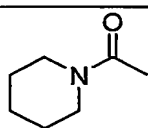
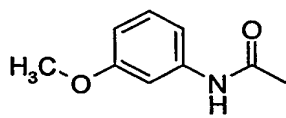
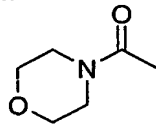
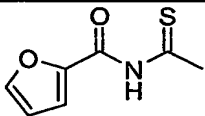
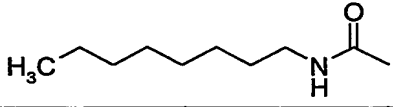
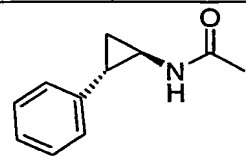
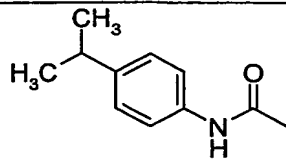
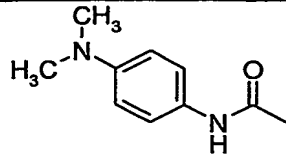
279		553.3261
280		557.2203
281		567.3111
282		567.3104
283		567.3091
284		581.3271

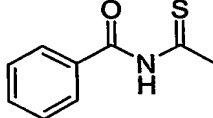
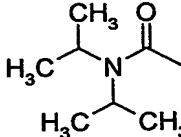
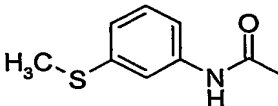
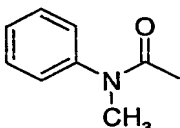
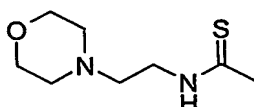
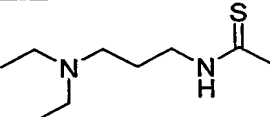
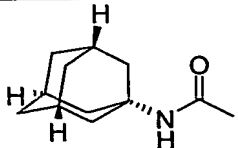
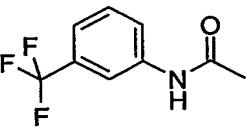
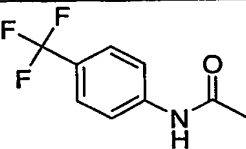
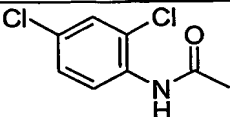
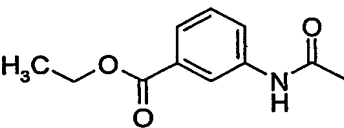
Examples 285-322

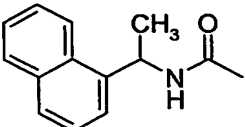
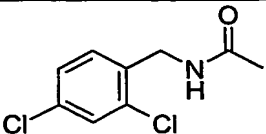
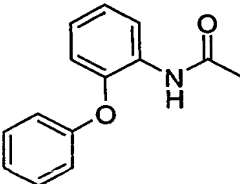
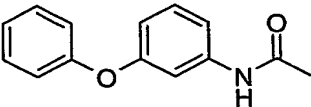
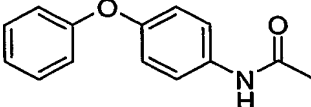
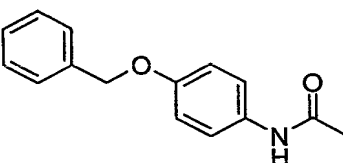
The method described for Examples 57-92 was used to treat 1-(2-methylpropyl)-7-(2-piperidin-4-yloxy)-2-propyl-1*H*-imidazo[4,5-*c*]quinolin-4-amine with isocyanates or carbamoyl chlorides. The table below shows the structure made in each example and the observed accurate mass for the isolated trifluoroacetate salt.

Examples 285-322

Example	R	Measured Mass (M+H)
285		495.3449
286		509.3607
287		509.3616
288		481.3298
289		535.3751
290		539.3303
291		543.3445
292		507.3424
293		509.3565
294		554.3253

295	 <chem>CC(=O)N[C@H](C)c1ccccc1</chem>	557.3626
296	 <chem>CC(=O)N[C@@H](C)c1ccccc1</chem>	557.3613
297	 <chem>CC(=O)NCCc1ccccc1</chem>	557.3580
298	 <chem>CC(=O)N1CCCCC1</chem>	521.3593
299	 <chem>CC(=O)Nc1ccc(OC)cc1</chem>	559.3403
300	 <chem>CC(=O)N1CCOCC1</chem>	523.3367
301	 <chem>CC(=O)Nc1ccoc1</chem>	563.2794
302	 <chem>CC(=O)NCCCCCCCCC</chem>	565.4229
303	 <chem>CC(=O)N[C@H]1CC1c2ccccc2</chem>	569.3617
304	 <chem>CC(=O)Nc1ccc(cc1)C(C)C</chem>	571.3754
305	 <chem>CC(=O)Nc1ccc(cc1)N(C)C</chem>	572.3731

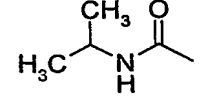
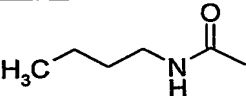
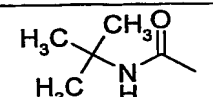
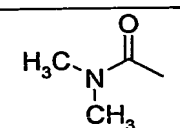
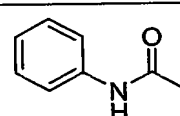
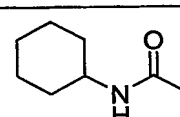
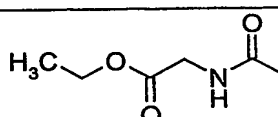
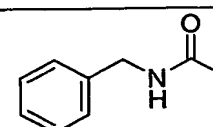
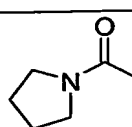
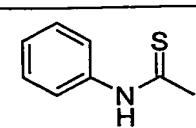
306	 <chem>CC(=O)N=Cc1ccccc1</chem>	573.3036
307	 <chem>CC(=O)N(C)C</chem>	537.3932
308	 <chem>CC(=O)Nc1ccc(C)cc1</chem>	575.3166
309	 <chem>CC(=O)NC</chem>	543.3455
310	 <chem>CC(=O)NCCN1CCOCC1</chem>	582.3604
311	 <chem>CC(=O)NCCN(CC)CC</chem>	582.3961
312	 <chem>CC(=O)N[C@@H]1CC[C@H]2[C@@H](C)CC[C@H]12C</chem>	587.4092
313	 <chem>CC(=O)Nc1cc(F)(F)c(F)c1</chem>	597.3188
314	 <chem>CC(=O)Nc1ccc(F)(F)c1F</chem>	597.3159
315	 <chem>CC(=O)Nc1cc(Cl)c(Cl)cc1</chem>	597.2525
316	 <chem>CC(=O)Nc1ccc(cc1)C(=O)OCC</chem>	601.3510

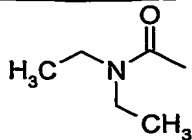
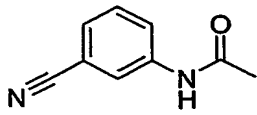
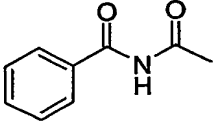
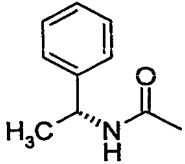
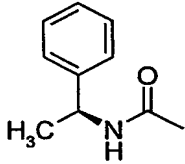
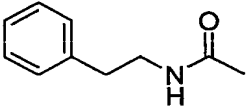
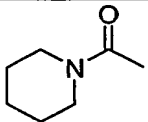
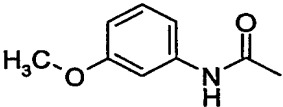
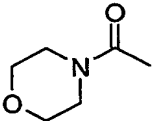
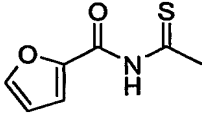
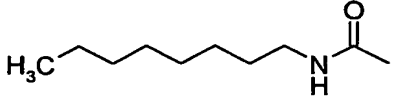
317		607.3763
318		611.2715
319		621.3568
320		621.3579
321		621.3558
322		635.3752

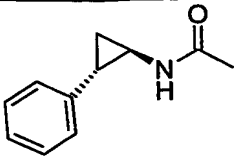
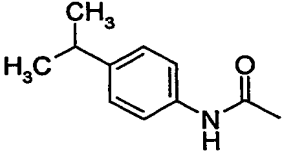
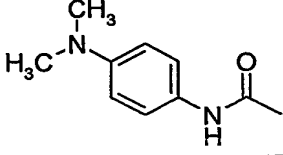
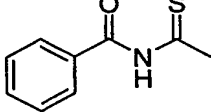
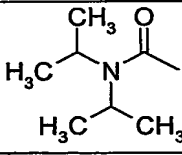
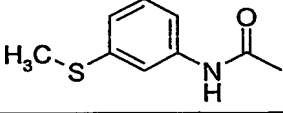
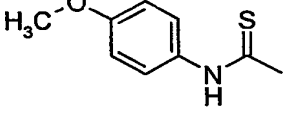
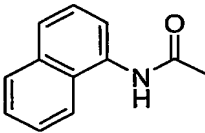
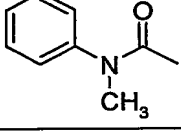
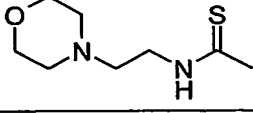
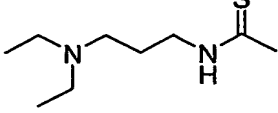
Examples 323-365

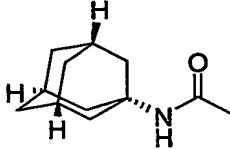
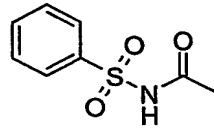
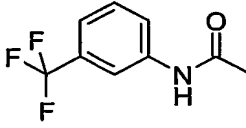
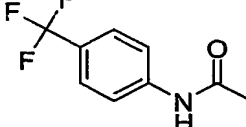
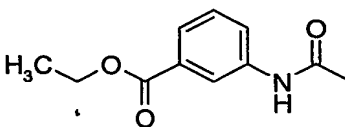
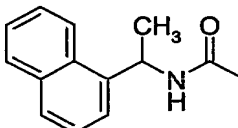
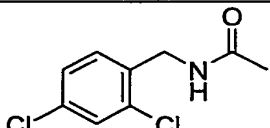
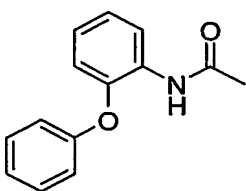
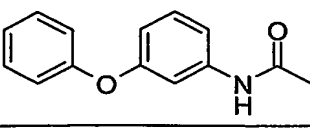
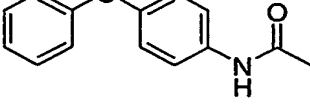
The method described for Examples 57-92 was used to treat 8-(2-aminoethoxy)-2-ethoxymethyl-1-propyl-1*H*-imidazo[4,5-*c*]quinolin-4-amine with isocyanates or carbamoyl chlorides. The table below shows the structure made in each example and the observed accurate mass for the isolated trifluoroacetate salt.

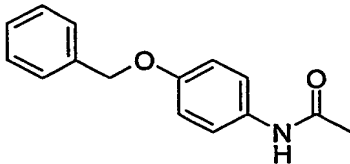
Examples 323-365

Example	R	Measured Mass (M+H)
323		429.2625
324		443.2764
325		443.2767
326		415.2455
327		463.2470
328		469.2912
329		473.2515
330		477.2578
331		441.2581
332		479.2237

333	 <chem>CC(=O)N(CC)CC</chem>	443.2777
334	 <chem>CC(=O)Nc1ccc(C#N)cc1</chem>	488.2429
335	 <chem>CC(=O)Nc1ccccc1</chem>	491.2392
336	 <chem>CC(=O)N[C@H](C)c1ccccc1</chem>	491.2771
337	 <chem>CC(=O)N[C@@H](C)c1ccccc1</chem>	491.2736
338	 <chem>CC(=O)NCCc1ccccc1</chem>	491.2767
339	 <chem>CC(=O)N1CCCCC1</chem>	455.2770
340	 <chem>CC(=O)Nc1ccc(OC)cc1</chem>	493.2577
341	 <chem>CC(=O)N1CCOCC1</chem>	457.2596
342	 <chem>CC(=O)Nc1ccoc1</chem>	497.1951
343	 <chem>CC(=O)NCCCCCCCC</chem>	499.3385

344	 <chem>CC(=O)N[C@H](c1ccccc1)C</chem>	503.2771
345	 <chem>CC(=O)Nc1ccc(cc1)C(C)C</chem>	505.2913
346	 <chem>CC(=O)Nc1ccc(cc1)N(C)C</chem>	506.2881
347	 <chem>CC(=O)N[C@@H](C)C(=O)c1ccccc1</chem>	507.2170
348	 <chem>CC(=O)N(C(C)C)C(C)C</chem>	471.3080
349	 <chem>CC(=O)Nc1ccc(cc1)SC</chem>	509.2324
350	 <chem>CC(=O)Nc1ccc(cc1)OC</chem>	509.2308
351	 <chem>CC(=O)Nc1cccc2ccccc12</chem>	513.2603
352	 <chem>CC(=O)Nc1ccc(cc1)C</chem>	477.2582
353	 <chem>CC(=O)NCCN2CCOCC2</chem>	516.2743
354	 <chem>CC(=O)NCCN(CC)CC</chem>	516.3096

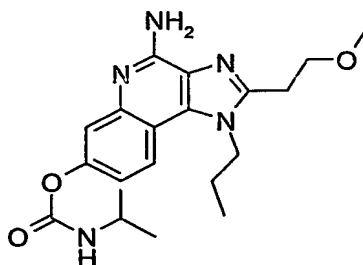
355		521.3214
356		527.2079
357		531.2340
358		531.2343
359		535.2642
360		541.2932
361		545.1819
362		555.2700
363		555.2697
364		555.2692

365		569.2889
-----	--	----------

Example 366

4-Amino-2-(2-methoxyethyl)-1-propyl-1*H*-imidazo[4,5-*c*]quinolin-7-yl
isopropylcarbamate

5



Part A

The methods described in Parts A-I of Example 2 were followed using 3-benzyloxyaniline in lieu of 4-benzyloxyaniline and methoxypropionyl chloride in lieu of ethoxyacetyl chloride. 2-(2-Methoxyethyl)-1-propyl-1*H*-imidazo[4,5-*c*]quinolin-7-ol (2.0 g, 7.0 mmol), 4-(dimethylamino)pyridine (0.085 g, 0.70 mmol), and tetrahydrofuran (70 mL) were combined, and the mixture was cooled to 7 °C with an ice/water bath. Isopropyl isocyanate (0.689 mL, 7.01 mmol) was added dropwise to the mixture. After 20 minutes the cooling bath was removed and the reaction was stirred for an additional 24 hours.

Analysis by HPLC indicated that no product had formed. Di-butyltin dilaurate (1 drop) was added, and the reaction was stirred at ambient temperature for 2.5 hours and then heated at reflux for 48 hours. The solvent was evaporated under reduced pressure, and the residue was dissolved in dichloromethane. The organic fraction was washed sequentially with water and brine, dried over magnesium sulfate, filtered, and concentrated under reduced pressure. Purification by column chromatography on silica gel (eluting with a chloroform:methanol:ammonium hydroxide gradient) provided 1.97 g of 2-(2-methoxyethyl)-1-propyl-1*H*-imidazo[4,5-*c*]quinolin-7-yl isopropylcarbamate as a white solid.

20

Part B

2-(2-Methoxyethyl)-1-propyl-1*H*-imidazo[4,5-*c*]quinolin-7-yl isopropylcarbamate (1.89 g, 5.10 mmol) was dissolved in chloroform (41 mL). 3-Chloroperoxybenzoic acid (60% pure, 1.60 g, 5.56 mmol) was added in one portion. After 30 minutes the golden solution was diluted with ammonium hydroxide (41 mL), and *p*-toluenesulfonyl chloride (0.927 g, 4.86 mmol) was added. The reaction was stirred for 1.5 hours. The layers were separated and the aqueous fraction was extracted with dichloromethane. The organic fractions were combined, washed sequentially with water and brine, dried over magnesium sulfate, filtered, and concentrated under reduced pressure. The solid residue was recrystallized from acetonitrile to provide 0.986 g of 4-amino-2-(2-methoxyethyl)-1-propyl-1*H*-imidazo[4,5-*c*]quinolin-7-yl isopropylcarbamate as a granular, peach-colored solid, mp 144.0-146.0 °C.

¹H NMR (300 MHz, DMSO-*d*₆) δ 7.96 (d, *J* = 9.0 Hz, 1H), 7.68 (d, *J* = 7.62 Hz, 1H), 7.22 (d, *J* = 2.43 Hz, 1H), 7.01 (dd, *J* = 2.5, 8.9 Hz, 1H), 6.53 (s, 2H), 4.48-4.43 (m, 2H), 3.81 (t, *J* = 6.7 Hz, 2H), 3.67 (sextet, *J* = 6.8 Hz, 1H), 3.28 (s, 3H), 3.17 (t, *J* = 6.7 Hz, 2H), 1.81 (sextet, *J* = 7.4 Hz, 2H), 1.14 (d, *J* = 6.6 Hz, 6H), 0.97 (t, *J* = 7.3 Hz, 3H);

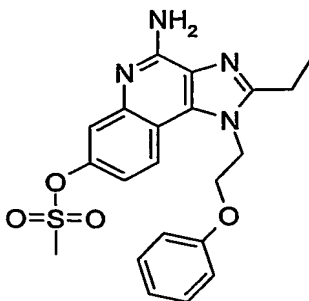
¹³C NMR (75 MHz, DMSO-*d*₆) δ 153.5, 152.1, 150.5, 149.5, 145.7, 132.2, 126.0, 120.5, 117.4, 116.0, 111.9, 70.1, 58.1, 46.1, 42.6, 27.1, 23.0, 22.4, 10.6;

MS (ESI) *m/z* 386.2177 (386.2192 calcd for C₂₀H₂₇N₅O₃, M+H);

Anal. Calcd. for C₂₀H₂₇N₅O₃: %C, 62.32; %H, 7.06; %N, 18.17. Found: %C, 62.02; %H, 6.94; %N, 17.92.

Example 367

4-Amino-2-ethyl-1-(2-phenoxyethyl)-1*H*-imidazo[4,5-*c*]quinolin-7-yl methanesulfonate



Part A

5 2-Ethyl-1-(2-phenoxyethyl)-1*H*-imidazo[4,5-*c*]quinolin-7-ol (1.5 g, 4.5 mmol),
chloroform (45 mL), and triethylamine (0.697 mL, 5.00 mmol) were combined.
Methanesulfonyl chloride (0.348 mL, 4.50 mmol) was added dropwise to the mixture; a
flocculent precipitate formed. The reaction was stirred for 72 hours and then quenched
with methanol. The volatiles were removed under reduced pressure, and the residue was
10 purified by column chromatography on silica gel (eluting with a dichloromethane:methanol
gradient) to provide 0.628 g of 2-ethyl-1-(2-phenoxyethyl)-1*H*-imidazo[4,5-*c*]quinolin-7-yl
methanesulfonate as a white solid.

Part B

15 2-Ethyl-1-(2-phenoxyethyl)-1*H*-imidazo[4,5-*c*]quinolin-7-yl methanesulfonate
(0.625 g, 1.52 mmol) was dissolved in chloroform (15 mL). 3-Chloroperoxybenzoic acid
(60% pure, 0.437 g, 1.52 mmol) was added in one portion, and the reaction was stirred for
25 minutes. Ammonium hydroxide (25 mL) was added. A precipitate formed, and the
reaction was stirred until the precipitate dissolved. *p*-Toluenesulfonyl chloride (0.290 g,
1.52 mmol) was added in one portion, and the reaction mixture was stirred for an
20 additional 16 hours. The layers were separated, and the aqueous fraction was extracted
with dichloromethane followed by chloroform. The organics were combined, washed
sequentially with water and brine, dried over sodium sulfate, filtered and concentrated
under reduced pressure. Purification by column chromatography on silica gel (eluting with
a chloroform:methanol:ammonium hydroxide gradient) followed by recrystallization from
25 acetonitrile provided 0.150 g of 4-amino-2-ethyl-1-(2-phenoxyethyl)-1*H*-imidazo[4,5-*c*]
quinolin-7-yl methanesulfonate as an orange solid, mp 213.0-214.5 °C.

^1H NMR (300 MHz, $\text{DMSO-}d_6$) δ 8.26 (d, $J = 9.0$ Hz, 1H), 7.50 (d, $J = 2.5$ Hz, 1H), 7.23-7.17 (m, 3H), 6.88 (t, $J = 7.3$ Hz, 1H), 6.80-6.76 (m, 2H), 6.67 (s, 2H), 4.98-4.94 (m, 2H), 4.42-4.39 (m, 2H), 3.39 (s, 3H), 3.04 (q, $J = 7.5$ Hz, 2H), 1.40 (t, $J = 7.5$ Hz, 3H);

^{13}C NMR (75 MHz, $\text{DMSO-}d_6$) δ 157.8, 155.3, 152.6, 147.4, 145.7, 132.4, 129.5, 126.4, 122.0, 121.0, 118.2, 115.0, 114.2, 113.8, 66.4, 44.4, 37.2, 20.0, 11.7;

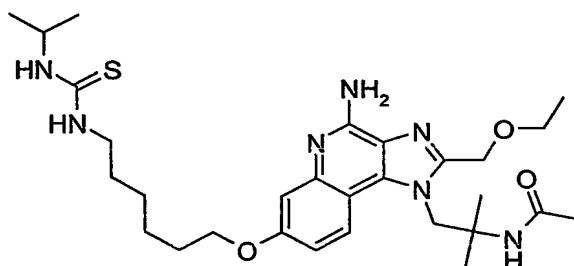
MS (ESI) m/z 427.1444 (427.1440 calcd for $\text{C}_{21}\text{H}_{22}\text{N}_4\text{O}_4\text{S}$, $\text{M}+\text{H}$);

Anal. Calcd. for $\text{C}_{21}\text{H}_{22}\text{N}_4\text{O}_4\text{S}$: %C, 59.14; %H, 5.20; %N, 13.14; %S, 7.52. Found: %C, 58.90; %H, 4.95; %N, 13.13; %S, 7.55.

10

Example 368

N-(2-{4-Amino-2-(ethoxymethyl)-7-[(6-
 {[(isopropylamino)carbonothioyl]amino}hexyl)oxy]-1*H*-imidazo[4,5-*c*]quinolin-1-yl]-1,1-
 dimethylethyl}acetamide



15

Isopropyl isothiocyanate (255 μL , 2.38 mmol) was added to a stirred suspension of *N*-(2-[4-amino-7-(6-aminohexyloxy)-2-ethoxymethyl-1*H*-imidazo[4,5-*c*]quinolin-1-yl]-1,1-dimethylethyl}acetamide (prepared as described in Part I of Example 49, 1.02 g, 2.17 mmol) in dichloromethane (100 mL) at 0 $^{\circ}\text{C}$. The mixture was stirred for 30 minutes at 0 $^{\circ}\text{C}$, then was allowed to warm to room temperature and was stirred over the weekend. The solution was concentrated under reduced pressure. The crude product was purified by flash chromatography (silica gel, gradient elution with 7.5-10% methanol in dichloromethane) followed by recrystallization from acetonitrile. The crystals were dissolved in 1:1 dichloromethane/methanol and the resulting solution was concentrated under reduced pressure to afford a white powder that was dried under vacuum at 60 $^{\circ}\text{C}$ to yield 0.43 g of *N*-(2-{4-amino-2-(ethoxymethyl)-7-[(6-

25

{[(isopropylamino)carbonothioyl]amino}hexyl)oxy]-1*H*-imidazo[4,5-*c*]quinolin-1-yl}-1,1-dimethylethyl)acetamide as a white powder, mp 110-120 °C.

¹H NMR (300 MHz, DMSO-*d*₆) δ 8.22 (d, *J* = 9.0 Hz, 1H), 7.71 (s, 1H), 7.23 (br s, 1H), 7.11 (d, *J* = 7.8 Hz, 1H), 7.03 (d, *J* = 2.6 Hz, 1H), 6.85 (dd, *J* = 9.0, 2.6 Hz, 1H), 6.51 (s, 2H), 4.94 (s, 2H), 4.70 (s, 2H), 4.22 (br s, 1H), 4.04 (t, *J* = 6.3 Hz, 2H), 3.51 (q, *J* = 7.0 Hz, 2H), 1.81 (s, 3H), 1.76 (m, 2H), 1.48 (m, 4H), 1.36 (m, 2H), 1.19 (s, 6H), 1.12-1.07 (m, 11 H);

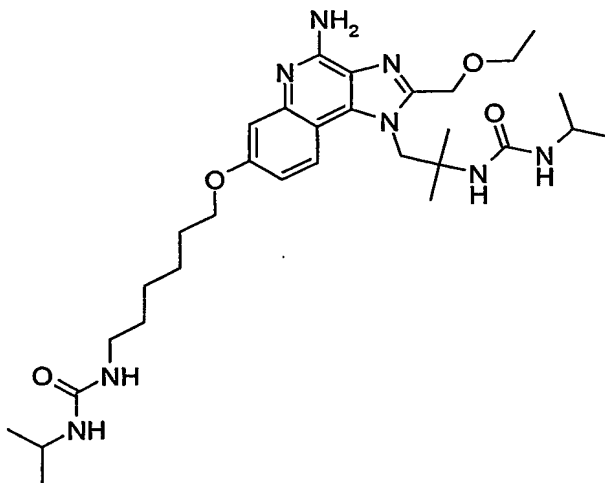
¹³C NMR (75 MHz, DMSO-*d*₆) δ 181.3, 170.3, 157.9, 152.6, 149.8, 147.6, 135.0, 125.3, 122.6, 111.4, 109.6, 108.4, 67.6, 65.7, 64.6, 55.0, 51.1, 45.1, 43.6, 29.1, 29.0, 26.6, 25.9, 25.7, 24.0, 22.7, 15.3;

MS (APCI) *m/z* 572 (M + H)⁺;

Anal. calcd for C₂₉H₄₅N₇O₃S•0.40 H₂O: C, 60.16; H, 7.97; N, 16.93; S, 5.54. Found: C, 60.16; H, 8.08; N, 16.84; S, 5.54.

Example 369

N-(2-{4-Amino-2-(ethoxymethyl)-7-[(6-[(isopropylamino)carbonyl]amino}hexyl)oxy]-1*H*-imidazo[4,5-*c*]quinolin-1-yl}-1,1-dimethylethyl)-*N'*-isopropylurea



Part A

20 Isopropyl isocyanate (2.05 mL, 20.9 mmol) was added to a stirred suspension of (2-amino-2-methylpropyl)(7-benzyloxy-3-nitroquinolin-4-yl)amine (prepared as described in Part A of Example 45, 6.95 g, 19.0 mmol) in dichloromethane (200 mL) at 0 °C. After approximately 30 minutes, the reaction mixture was allowed to warm to room temperature

and was stirred overnight. The solvent was removed under reduced pressure to afford 8.49 g of *N*-(2-{{7-(benzyloxy)-3-nitroquinolin-4-yl}amino})-1,1-dimethylethyl)-*N'*-isopropylurea.

Part B

5 A mixture of *N*-(2-{{7-(benzyloxy)-3-nitroquinolin-4-yl}amino})-1,1-dimethylethyl)-*N'*-isopropylurea (4.24 g, 9.39 mmol) and 5% platinum on carbon (1.0 g) in acetonitrile (700 mL) was hydrogenated at 30 psi (2.1×10^5 Pa) overnight on a Parr apparatus. The mixture was filtered through CELITE filter agent, which was subsequently rinsed with acetonitrile and dichloromethane. The filtrate was concentrated under reduced
10 pressure to yield 3.67 g of *N*-(2-{{3-amino-7-(benzyloxy)quinolin-4-yl}amino})-1,1-dimethylethyl)-*N'*-isopropylurea as a pale yellow foam that was used without purification.

Part C

The material from Part B was combined with *N*-(2-{{3-amino-7-(benzyloxy)quinolin-4-yl}amino})-1,1-dimethylethyl)-*N'*-isopropylurea from another
15 experiment, suspended in toluene, and concentrated under reduced pressure. The *N*-(2-{{3-amino-7-(benzyloxy)quinolin-4-yl}amino})-1,1-dimethylethyl)-*N'*-isopropylurea (4.57 g, 10.8 mmol) was converted into *N*-{2-{{7-(benzyloxy)-2-(ethoxymethyl)-1*H*-imidazo[4,5-*c*]quinolin-1-yl}-1,1-dimethylethyl)-*N'*-isopropylurea using the method described in Part D of Example 45. The crude product was purified using flash chromatography (silica gel,
20 elution with 6% methanol in dichloromethane) to afford 3.81 g of *N*-{2-{{7-(benzyloxy)-2-(ethoxymethyl)-1*H*-imidazo[4,5-*c*]quinolin-1-yl}-1,1-dimethylethyl)-*N'*-isopropylurea as an off white solid.

Part D

25 A mixture of *N*-{2-{{7-(benzyloxy)-2-(ethoxymethyl)-1*H*-imidazo[4,5-*c*]quinolin-1-yl}-1,1-dimethylethyl)-*N'*-isopropylurea (3.82 g, 7.80 mmol) and 10% palladium on carbon (0.92 g) in ethanol (100 mL) was hydrogenated at 50 psi (3.5×10^5 Pa) overnight on a Parr apparatus. The mixture was filtered through CELITE filter agent and the filtrate was concentrated under reduced pressure to yield 3.17 g of *N*-{2-{{2-(ethoxymethyl)-7-hydroxy-1*H*-imidazo[4,5-*c*]quinolin-1-yl}-1,1-dimethylethyl)-*N'*-isopropylurea as a yellow solid.

Part E

Following the method described in Part L of Example 2, *N*-{2-[2-(ethoxymethyl)-7-hydroxy-1*H*-imidazo[4,5-*c*]quinolin-1-yl]-1,1-dimethylethyl}-*N'*-isopropylurea (3.12 g, 7.80 mmol) was treated with *tert*-butyl 6-iodohexylcarbamate (2.81 g, 8.58 mmol) to afford 4.31 g of *tert*-butyl 6-{{2-(ethoxymethyl)-1-(2-{{(isopropylamino)carbonyl}amino}-2-methylpropyl)-1*H*-imidazo[4,5-*c*]quinolin-7-yl]oxy}hexylcarbamate. The material was used without purification in the next step.

Part F

A modification of the method described in Part M of Example 2 was used to convert *tert*-butyl 6-{{2-(ethoxymethyl)-1-(2-{{(isopropylamino)carbonyl}amino}-2-methylpropyl)-1*H*-imidazo[4,5-*c*]quinolin-7-yl]oxy}hexylcarbamate (4.31 g, 7.20 mmol) into *tert*-butyl 6-{{2-(ethoxymethyl)-1-(2-{{(isopropylamino)carbonyl}amino}-2-methylpropyl)-5-oxido-1*H*-imidazo[4,5-*c*]quinolin-7-yl]oxy}hexylcarbamate, which was used without purification in the next step.

15 Part G

The material from Part F was converted into 4.20 g of *tert*-butyl 6-{{4-amino-2-(ethoxymethyl)-1-(2-{{(isopropylamino)carbonyl}amino}-2-methylpropyl)-1*H*-imidazo[4,5-*c*]quinolin-7-yl]oxy}hexylcarbamate using the method described in Part I of Example 45.

20 Part H

A solution of *tert*-butyl 6-{{4-amino-2-(ethoxymethyl)-1-(2-{{(isopropylamino)carbonyl}amino}-2-methylpropyl)-1*H*-imidazo[4,5-*c*]quinolin-7-yl]oxy}hexylcarbamate (4.20 g, 6.84 mmol) in 3 M HCl in ethanol (50 mL, 150 mmol) was heated at reflux for five minutes, then was allowed to cool to room temperature and was concentrated under reduced pressure. The resulting orange solid was dissolved in water and the solution was washed with dichloromethane (2 x). The aqueous layer was treated with ammonium hydroxide until a basic pH was reached, then was extracted with dichloromethane (3 x). The combined organic layers were washed with brine, dried over sodium sulfate, filtered, and concentrated to yield 2.98 g of *N*-{2-[4-amino-7-[(6-aminohexyl)oxy]-2-(ethoxymethyl)-1*H*-imidazo[4,5-*c*]quinolin-1-yl]-1,1-dimethylethyl}-*N'*-isopropylurea as a dark orange solid.

Part I

Isopropyl isocyanate (190 μ L, 1.93 mmol) was added to a stirred solution of *N*-{2-[4-amino-7-[(6-aminohexyl)oxy]-2-(ethoxymethyl)-1*H*-imidazo[4,5-*c*]quinolin-1-yl]-1,1-dimethylethyl}-*N'*-isopropylurea (0.90 g, 1.75 mmol) in dichloromethane (50 mL) at 0 °C.

5 After approximately 30 minutes, the solution was allowed to warm to room temperature.

A precipitate formed and the mixture was stirred over the weekend. The solvent was removed under reduced pressure and the crude product was purified by flash

chromatography (silica gel, gradient elution with 8-10% methanol in dichloromethane) to provide a solid that was dried under vacuum at 60 °C to yield 0.34 g of *N*-(2-{4-amino-2-

10 (ethoxymethyl)-7-[(6-{{(isopropylamino)carbonyl}amino}hexyl)oxy]-1*H*-imidazo[4,5-*c*]quinolin-1-yl)-1,1-dimethylethyl)-*N'*-isopropylurea as a tan solid, mp 205-209°C.

¹H NMR (300 MHz, DMSO-*d*₆) δ 8.22 (d, *J* = 9.1 Hz, 1H), 7.03 (d, *J* = 2.5 Hz, 1H), 6.85 (dd, *J* = 9.0, 2.5 Hz, 1H), 6.57 (s, 2H), 5.70-5.65 (m, 3H), 5.57 (d, *J* = 7.7 Hz, 1H), 4.93 (s, 2H), 4.70 (br s, 2H), 4.04 (t, *J* = 6.3 Hz, 2H), 3.73-3.63 (m, 2H), 3.51 (q, *J* = 7.0 Hz, 2H), 2.97 (m, 2H), 175 (m, 2H), 1.44-1.35 (m, 8H), 1.12 (t, *J* = 7.0 Hz, 3H), 1.07-0.99 (m, 16H);

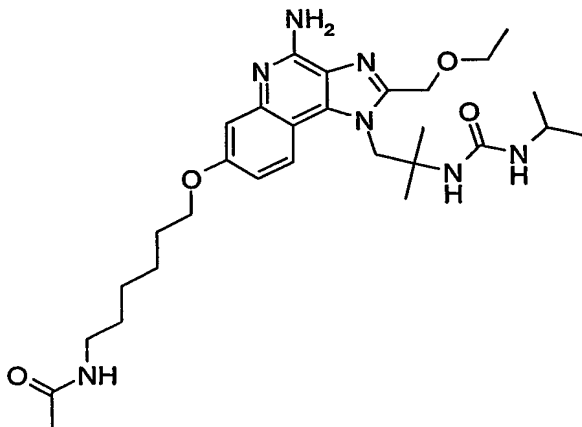
¹³C NMR (75 MHz, DMSO-*d*₆) δ 157.9, 157.8, 157.2, 152.5, 150.2, 147.3, 135.0, 125.3, 122.6, 111.5, 109.6, 108.2, 67.6, 65.6, 64.4, 54.2, 52.0, 41.1, 40.9, 39.4, 30.4, 29.1, 26.6, 26.4, 25.7, 23.6, 15.3;

20 MS (APCI) *m/z* 598 (M + H)⁺;

Anal. calcd for C₃₁H₅₀N₈O₄•1.00 H₂O: C, 60.37; H, 8.50; N, 18.17. Found: C, 60.65; H, 8.66; N, 18.20.

Example 370

N-(6-{{[4-Amino-2-(ethoxymethyl)-1-(2-{{[(isopropylamino)carbonyl]amino}-2-methylpropyl)-1*H*-imidazo[4,5-*c*]quinolin-7-yl]oxy}hexyl)acetamide



5 Acetyl chloride (180 μ L, 2.53 mmol) was added to a stirred solution of *N*-{2-[4-amino-7-[(6-aminohexyl)oxy]-2-(ethoxymethyl)-1*H*-imidazo[4,5-*c*]quinolin-1-yl]-1,1-dimethylethyl}-*N'*-isopropylurea (prepared as described in Parts A-H of Example 369, 1.18 g, 2.30 mmol) and triethylamine (0.64 mL, 4.60 mmol) in dichloromethane (100 mL) at 0 $^{\circ}$ C. After approximately 20 minutes, the solution was allowed to warm to room
10 temperature and was stirred overnight. The solution was transferred to a separatory funnel and washed with water (2 x). The organic layer was dried over sodium sulfate, filtered, and concentrated under reduced pressure. The crude product was purified by flash chromatography (silica gel, elution with 10% methanol in dichloromethane) to yield 0.34 g of *N*-(6-{{[4-amino-2-(ethoxymethyl)-1-(2-{{[(isopropylamino)carbonyl]amino}-2-methylpropyl)-1*H*-imidazo[4,5-*c*]quinolin-7-yl]oxy}hexyl)acetamide as a tan solid, mp 90-
15 110 $^{\circ}$ C.

1 H NMR (300 MHz, DMSO-*d*₆) δ 8.21 (d, *J* = 9.1 Hz, 1H), 7.79 (m, 1H), 7.03 (d, *J* = 2.6 Hz, 1H), 6.85 (dd, *J* = 9.1, 2.6 Hz, 1H), 6.57 (s, 2H), 5.70-5.65 (m, 2H), 4.93 (s, 2H), 4.73 (br s, 2H), 4.04 (t, *J* = 6.4 Hz, 2H), 3.72 (m, 1H), 3.51 (m, 2H), 3.03 (m, 2H), 1.78 (s, 3H),
20 1.76 (m, 2H), 1.42 (m, 10H), 1.12 (t, *J* = 7.0 Hz, 3H), 1.07-1.04 (m, 8H);

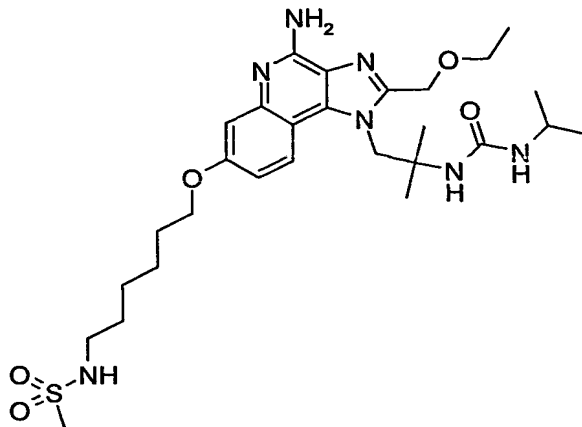
13 C NMR (125 MHz, DMSO-*d*₆) δ 169.2, 158.0, 157.3, 152.5, 150.3, 147.4, 135.1, 125.4, 122.6, 111.6, 109.8, 108.7, 67.8, 65.7, 64.5, 54.3, 52.2, 41.0, 38.9, 29.5, 29.0, 26.6, 26.5, 25.7, 23.6, 23.0, 15.3;

MS (APCI) *m/z* 556 (M + H)⁺;

Anal. calcd for $C_{29}H_{45}N_7O_4 \cdot 0.50 H_2O$: C, 61.68; H, 8.21; N, 17.36. Found: C, 61.81; H, 8.43; N, 17.22.

Example 371

5 *N*-(6-{{[4-Amino-2-(ethoxymethyl)-1-(2-{{[(isopropylamino)carbonyl]amino}-2-methylpropyl)-1*H*-imidazo[4,5-*c*]quinolin-7-yl]oxy}hexyl)methanesulfonamide



Methanesulfonic anhydride (0.34 g, 1.93 mmol) was added to a stirred solution of *N*-{2-[4-amino-7-[(6-aminohexyl)oxy]-2-(ethoxymethyl)-1*H*-imidazo[4,5-*c*]quinolin-1-yl]-1,1-dimethylethyl}-*N'*-isopropylurea (prepared as described in Parts A-H of Example 369, 10.9 g, 1.75 mmol) and triethylamine (0.35 mL, 3.5 mmol) in dichloromethane (50 mL) at 0 °C. After approximately 30 minutes, the solution was allowed to warm to room temperature and was stirred overnight. The following morning, the solution was cooled to 0 °C and additional methanesulfonic anhydride (0.13 g) was added. After 30 minutes, the solution was allowed to warm to room temperature. After 2 hours, the solution was transferred to a separatory funnel and washed with water (2 x) and brine. The organic layer was dried over sodium sulfate, filtered, and concentrated under reduced pressure. The crude product was purified by flash chromatography (silica gel, elution with 10% methanol in dichloromethane) followed purification by chromatography on a HORIZON HPFC system (an automated, modular high-performance flash purification product available from Biotage, Inc, Charlottesville, Virginia, USA) (silica gel, gradient elution with 0-40% CMA in chloroform where CMA is a solution of 80:18:2 chloroform/methanol/concentrated ammonium hydroxide) to yield 0.31 g of *N*-(6-{{[4-amino-2-(ethoxymethyl)-1-(2-{{[(isopropylamino)carbonyl]amino}-2-methylpropyl)-1*H*-

imidazo[4,5-*c*]quinolin-7-yl]oxy}hexyl)methanesulfonamide as an off white solid, mp 190-194°C.

¹H NMR (300 MHz, DMSO-*d*₆) δ 8.21 (d, *J* = 9.1 Hz, 1H), 7.02 (d, *J* = 2.6 Hz, 1H), 6.94 (t, *J* = 5.8 Hz, 1H), 6.85 (dd, *J* = 9.1, 2.6 Hz, 1H), 6.52 (s, 2H), 5.70 (s, 1H), 5.66 (d, *J* = 7.6 Hz, 1H), 4.93 (s, 2H), 4.72 (br s, 2H), 4.04 (t, *J* = 6.3 Hz, 2H), 3.72 (m, 1H), 3.51 (q, *J* = 7.0 Hz, 2H), 2.94 (m, 2H), 2.87 (s, 3H), 1.76 (m, 2H), 1.50-1.30 (m, 12H), 1.21 (t, *J* = 7.0 Hz, 3H), 1.05 (d, *J* = 6.5 Hz, 6H);

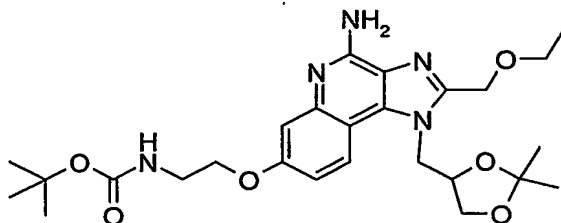
¹³C NMR (75 MHz, DMSO-*d*₆) δ 157.8, 157.2, 152.6, 150.1, 147.6, 134.9, 125.3, 122.6, 111.4, 109.7, 108.4, 67.5, 65.6, 64.4, 54.2, 51.9, 42.8, 40.9, 29.7, 29.0, 26.4, 26.3, 25.6, 23.6, 15.3;

MS (APCI) *m/z* 592 (M + H)⁺;

Anal. calcd for C₂₈H₄₅N₇O₅S•0.12 H₂O: C, 56.57; H, 7.68; N, 16.49. Found: C, 56.25; H, 8.09; N, 16.37

Example 372

tert-Butyl 2-{[4-amino-1-[(2,2-dimethyl-1,3-dioxolan-4-yl)methyl]-2-(ethoxymethyl)-1*H*-imidazo[4,5-*c*]quinolin-7-yl]oxy} ethylcarbamate



Part A

Triethylamine (31.88 mL, 228.77 mmol) followed by 2,2-dimethyl-1,3-dioxolan-4-methanamine (20.0 g, 152.51 mmol) were added to a solution of 7-benzyloxy-4-chloro-3-nitroquinoline (48.00 g, 152.51 mmol) in dichloromethane (400 mL), which was then stirred at ambient temperature for 6 hours. The crude reaction mixture was concentrated under reduced pressure, and the resulting solid was treated with water. The mixture was stirred for 1 hour. The solid was collected by filtration, washed with water, dried, suspended in diethyl ether (400 mL), sonicated, and the resulting precipitate material was collected by filtration. The product was dried under vacuum at 40 °C for 12 hours to

afford 60.1 g of (7-benzyloxy-3-nitro-quinolin-4-yl)[(2,2-dimethyl[1,3]dioxolan-4-yl)methyl]amine as a yellow solid, mp 154-155 °C.

¹H-NMR (300 MHz, CDCl₃) δ 9.74-9.62 (br m, 1H), 9.32 (s, 1H), 8.15 (d, *J* = 9.4 Hz, 1H), 7.51-7.31 (m, 6H), 7.15 (dd, *J* = 9.4, 2.7 Hz, 1H), 5.21 (s, 2H), 4.48-4.37 (m, 1H),
5 4.16-4.05 (m, 2H), 4.04-3.93 (m, 1H), 3.74 (dd, *J* = 8.5, 5.9 Hz, 1H), 1.54 (s, 3H), 1.40 (s, 3H);

MS (APCI) *m/z* 410.1 (M+H)⁺.

Part B

A solution of sodium dithionite (85% pure, 135.07 g, 659.42 mmol) and potassium carbonate (101.27 g, 732.73 mmol) in water (450 mL) was added dropwise to a
10 mechanically stirred mixture of ethyl viologen dibromide (1.1 g, 2.93 mmol) and (7-benzyloxy-3-nitro-quinolin-4-yl)[(2,2-dimethyl[1,3]dioxolan-4-yl)methyl]amine (60.0 g, 146.54 mmol) in dichloromethane (500 mL) and water (50 mL). The reaction mixture was stirred at ambient temperature overnight and then diluted with water (600 mL) and stirred
15 for an additional 10 minutes. The organic phase was separated and the aqueous layer was reextracted with dichloromethane (400 mL). The combined organic layers were washed with water (800 mL) and brine (800 mL), dried over sodium sulfate, and concentrated under reduced pressure to afford 55.60 g of 7-benzyloxy-*N*⁴-[(2,2-dimethyl[1,3]dioxolan-4-yl)methyl]quinoline-3,4-diamine as a brown foam.

¹H-NMR (300 MHz, CDCl₃) δ 8.38 (s, 1H), 7.83 (d, *J* = 9.3 Hz, 1H), 7.51-7.28 (m, 6H), 7.18 (dd, *J* = 9.2, 2.5 Hz, 1H), 5.16 (s, 2H), 4.35 (br s, 1H), 4.30-4.18 (m, 1H), 4.02 (dd, *J* = 8.3, 6.5 Hz, 1H), 3.81 (br s, 2H), 3.68 (dd, *J* = 8.3, 6.1 Hz, 1H), 3.60-3.46 (m, 1H), 3.40-3.25 (m, 1H), 1.52 (s, 3H), 1.37 (s, 3H);

MS (APCI) *m/z* 380.0 (M+H)⁺.

Part C

Triethylamine (25.53 mL, 183.17 mmol) was added to a solution of 7-benzyloxy-*N*⁴-[(2,2-dimethyl[1,3]dioxolan-4-yl)methyl]quinoline-3,4-diamine (55.60 g, 146.54 mmol) in dichloromethane (500 mL) at 0 °C. Dropwise addition of ethoxyacetyl chloride (22.45 g, 183.17 mmol) to the reaction mixture followed, and the reaction mixture was
30 allowed to stir for 4 hours at ambient temperature. The reaction mixture was concentrated under reduced pressure and the residue was added to a mixture of triethylamine (61.3 mL,

440 mmol) in ethanol (350 mL) and heated to reflux for 16 hours. The reaction mixture was concentrated under reduced pressure, extracted with dichloromethane (3 x 300 mL), washed with water (300 mL) and brine (300 mL) and dried over sodium sulfate. The crude material was purified by flash column chromatography (silica gel, eluted with 5% CMA in chloroform) and concentrated under reduced pressure to give 42.5 g of material as a brown solid. The material was recrystallized from diethyl ether to afford 37.5 g of 7-benzyloxy-1-[(2,2-dimethyl[1,3]dioxolan-4-yl)methyl]-2-ethoxymethyl-1*H*-imidazo[4,5-*c*]quinoline as a white crystalline solid, mp 110-111 °C.

¹H-NMR (300 MHz, CDCl₃) δ 9.23 (s, 1H), 8.16 (d, *J* = 9.2 Hz, 1H), 7.75 (d, *J* = 2.7 Hz, 1H), 7.55-7.31 (m, 6H), 5.25 (s, 2H), 5.00 (d, *J* = 12.7 Hz, 1H), 4.93-4.75 (m, 3H), 4.72-4.60 (m, 1H), 4.18 (dd, *J* = 8.6, 6.2 Hz, 1H), 3.87 (dd, *J* = 8.7, 6.2 Hz, 1H), 3.63 (q, *J* = 7.0 Hz, 2H), 1.45 (s, 3H), 1.29 (s, 3H), 1.25 (t, *J* = 7.0 Hz, 3H); ¹³C-NMR (75 MHz, CDCl₃) δ 157.8, 150.9, 146.9, 145.7, 136.5, 135.4, 134.9, 128.7, 128.2, 127.7, 121.2, 118.9, 112.4, 111.5, 110.3, 74.7, 70.2, 66.8, 66.4, 65.5, 48.4, 26.6, 25.1, 15.0;

MS (APCI) *m/z* 448.1 (M+H)⁺;

Anal. calcd for C₂₆H₂₉N₃O₄: C, 69.78; H, 6.53; N, 9.39. Found: C, 69.82; H, 6.74; N, 9.34.

Part D

Palladium hydroxide (Pearlman's catalyst) (20 % wt.% palladium on carbon, 2.2 g) was added to a solution of 7-benzyloxy-1-[(2,2-dimethyl[1,3]dioxolan-4-yl)methyl]-2-ethoxymethyl-1*H*-imidazo[4,5-*c*]quinoline (22.2 g, 49.6 mmol) in acetonitrile (400 mL) and the reaction mixture was hydrogenated (30 psi, 2.1 x 10⁵ Pa) for 24 hours on a Parr apparatus. The crude reaction mixture was diluted with 1:1 chloroform/methanol (1 L), then was filtered through a layer of CELITE filter agent. The filtrate was concentrated under reduced pressure and triturated with acetonitrile. The resulting crystalline material was collected by filtration, washed with acetonitrile, and dried to afford 16.55 g of 1-[(2,2-dimethyl-1,3-dioxolan-4-yl)methyl]-2-(ethoxymethyl)-1*H*-imidazo[4,5-*c*]quinolin-7-ol as a white powder, mp 239-240 °C.

MS (APCI) *m/z* 358.1 (M+H)⁺;

Anal. calcd for C₁₉H₂₃N₃O₄: C, 63.85; H, 6.49; N, 11.76. Found: C, 63.88; H, 6.78; N, 11.75.

Part E

Using a modification on the procedure described in Part L of Example 2, 1-[(2,2-dimethyl-1,3-dioxolan-4-yl)methyl]-2-(ethoxymethyl)-1*H*-imidazo[4,5-*c*]quinolin-7-ol (8.50 g, 23.8 mmol) was treated with *tert*-butyl 2-iodoethylcarbamate (7.10 g, 26.2 mmol) and cesium carbonate (11.62 g, 35.67 mmol) in DMF (120 mL). During the workup, after the reaction mixture was concentrated under reduced pressure, the residue was treated with water (75 mL) and stirred for 30 minutes. A precipitate was isolated by filtration and washed with diethyl ether to yield 8.7 g of *tert*-butyl 2-[[1-[(2,2-dimethyl-1,3-dioxolan-4-yl)methyl]-2-(ethoxymethyl)-1*H*-imidazo[4,5-*c*]quinolin-7-yl]oxy]ethylcarbamate as an off-white solid, mp 152-153 °C.

MS (ESI) *m/z* 501.3 (M+H)⁺;

Anal. calcd for C₂₆H₃₆N₄O₆: C, 62.38; H, 7.25; N, 11.19. Found: C, 62.33; H, 7.45; N, 11.08.

Part F

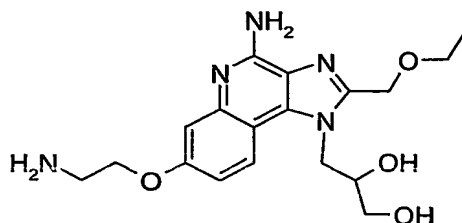
*m*CPBA (75% pure, 7.6 g, 34 mmol) was added to a stirred solution of *tert*-butyl 2-[[1-[(2,2-dimethyl-1,3-dioxolan-4-yl)methyl]-2-(ethoxymethyl)-1*H*-imidazo[4,5-*c*]quinolin-7-yl]oxy]ethylcarbamate (8.5 g, 17 mmol) in dichloromethane (100 mL) at room temperature. The reaction mixture was stirred for 4 hours, then was diluted with dichloromethane (50 mL), washed with 4% aqueous sodium carbonate (2 x 75 mL), brine (100 mL), and concentrated under reduced pressure. The residue was dissolved in dichloromethane (100 mL) and concentrated ammonium hydroxide (50 mL) was added. The mixture was cooled to 0 °C and *p*-toluenesulfonyl chloride (4.04 g, 21.2 mmol) was added in portions. The reaction mixture was allowed to warm to room temperature and was stirred for 16 hours, then was diluted with dichloromethane (200 mL) and washed with 2 M aqueous sodium carbonate (2 x 150 mL). The aqueous layer was back-extracted with dichloromethane (100 mL). The combined organic layers were washed with brine, dried over sodium sulfate, filtered, and concentrated. The solid was triturated with diethyl ether and isolated by filtration to yield 3.55 g of *tert*-butyl 2-[[4-amino-1-[(2,2-dimethyl-1,3-dioxolan-4-yl)methyl]-2-(ethoxymethyl)-1*H*-imidazo[4,5-*c*]quinolin-7-yl]oxy]ethylcarbamate as a white powder, mp 82-84 °C.

MS (APCI) *m/z* 516.3 (M+H)⁺;

Anal. calcd for $C_{26}H_{37}N_5O_6$: C, 60.57; H, 7.23; N, 13.58. Found: C, 60.28; H, 7.55; N, 13.45.

Example 373

5 3-[4-Amino-7-(2-aminoethoxy)-2-(ethoxymethyl)-1*H*-imidazo[4,5-*c*]quinolin-1-yl]propane-1,2-diol dihydrochloride



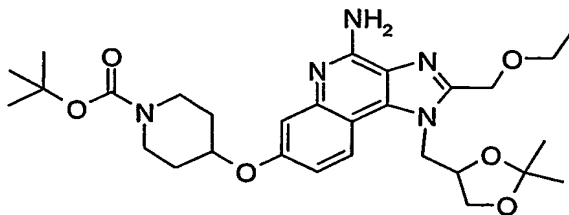
A suspension of *tert*-butyl 2-[[4-amino-1-[(2,2-dimethyl-1,3-dioxolan-4-yl)methyl]-2-(ethoxymethyl)-1*H*-imidazo[4,5-*c*]quinolin-7-yl]oxy}ethylcarbamate (prepared in Example 372, 1.5 g, 2.9 mmol) in ethanol (20 mL) and 4.3 M HCl in ethanol (2.70 mL, 17.5 mmol) was heated at reflux overnight. The reaction mixture was allowed to cool to room temperature and a white solid was collected by filtration, washed with ethanol, and dried under vacuum at 60 °C to yield 0.85 g of 7-(2-aminoethoxy)-1-[(2,2-dimethyl-1,3-dioxolan-4-yl)methyl]-2-(ethoxymethyl)-1*H*-imidazo[4,5-*c*]quinolin-4-amine dihydrochloride as a white solid, mp 221-223 °C.

MS (APCI) m/z 376.1 (M+H)⁺;

Anal. calcd for $C_{26}H_{37}N_5O_6 \cdot 2.2HCl \cdot 0.5H_2O$: C, 46.17; H, 6.09; N, 14.95. Found: C, 46.48; H, 6.13; N, 14.97.

Example 374

tert-Butyl 4-[[4-amino-1-[(2,2-dimethyl-1,3-dioxolan-4-yl)methyl]-2-(ethoxymethyl)-1*H*-imidazo[4,5-*c*]quinolin-7-yl]oxy}piperidine-1-carboxylate



25 Part A

A solution of diisopropyldiazodicarboxylate (0.710 g, 3.50 mmol) in tetrahydrofuran (6 mL) was added dropwise to a mixture of 1-[(2,2-dimethyl-1,3-dioxolan-4-yl)methyl]-2-(ethoxymethyl)-1*H*-imidazo[4,5-*c*]quinolin-7-ol (prepared as described in Parts A-D of Example 372, 1.00 g, 2.80 mmol), *tert*-butyl 4-hydroxypiperidine-1-carboxylate (0.70 g, 3.50 mmol), and triphenylphosphine (0.920 g, 3.50 mmol) in tetrahydrofuran (35 mL) at 0 °C. The resulting solution was allowed to warm to room temperature over 16 hours. The solution was concentrated under reduced pressure. The crude product was purified by chromatography (silica gel, gradient elution with 0-50% CMA in chloroform) to provide 1.16 g of *tert*-butyl 4-[[1-[(2,2-dimethyl-1,3-dioxolan-4-yl)methyl]-2-(ethoxymethyl)-1*H*-imidazo[4,5-*c*]quinolin-7-yl]oxy}piperidine-1-carboxylate as a white foam.

MS (ESI) m/z 541.4 (M+H)⁺.

Part B

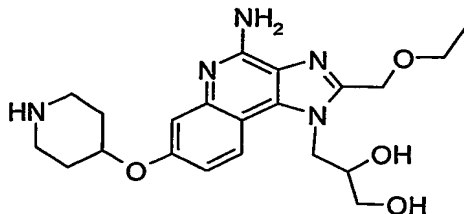
Using the method described in Part F of Example 372, *tert*-butyl 4-[[1-[(2,2-dimethyl-1,3-dioxolan-4-yl)methyl]-2-(ethoxymethyl)-1*H*-imidazo[4,5-*c*]quinolin-7-yl]oxy}piperidine-1-carboxylate (12.66 g, 23.42 mmol) was converted into 7.04 g of *tert*-butyl 4-[[4-amino-1-[(2,2-dimethyl-1,3-dioxolan-4-yl)methyl]-2-(ethoxymethyl)-1*H*-imidazo[4,5-*c*]quinolin-7-yl]oxy}piperidine-1-carboxylate, which was isolated as a white solid, mp 158-159 °C.

MS (ESI) m/z 556.6 (M+H)⁺;

Anal. calcd for C₂₉H₄₁N₅O₆: C, 62.68; H, 7.44; N, 12.60. Found: C, 62.29; H, 7.40; N, 12.37.

Example 375

3-[4-Amino-2-(ethoxymethyl)-7-(piperidin-4-yloxy)-1*H*-imidazo[4,5-*c*]quinolin-1-yl]propane-1,2-diol dihydrochloride



Using the method described in Example 373, *tert*-butyl 4-{{[4-amino-1-[(2,2-dimethyl-1,3-dioxolan-4-yl)methyl]-2-(ethoxymethyl)-1*H*-imidazo[4,5-*c*]quinolin-7-yl]oxy}piperidine-1-carboxylate (7.00 g, 12.6 mmol) was converted into 5.22 g of 3-[4-amino-2-(ethoxymethyl)-7-(piperidin-4-yloxy)-1*H*-imidazo[4,5-*c*]quinolin-1-yl]propane-1,2-diol dihydrochloride, which was isolated as a tan powder, mp 278-280 °C.

MS (ESI) *m/z* 416.2 (M+H)⁺;

Anal. calcd for C₂₁H₂₉N₅O₄•2HCl: C, 51.64; H, 6.40; N, 14.34; Cl, 14.52. Found: C, 51.48; H, 6.38; N, 14.13; Cl, 14.49.

10

Examples 376-386

A reagent (0.10 mmol, 1.1 equivalents) from the table below was added to a test tube containing a solution of 3-[4-amino-7-(2-aminoethoxy)-2-(ethoxymethyl)-1*H*-imidazo[4,5-*c*]quinolin-1-yl]propane-1,2-diol dihydrochloride (43 mg, 0.09 mmol, prepared as described in Example 373) and *N,N*-diisopropylethylamine (0.051 mL, 0.29 mmol) in *N,N*-dimethylacetamide (1 mL). The test tubes were capped and shaken for 8 hours at room temperature and then two drops of water were added to each test tube. The solvent was removed by vacuum centrifugation. The compounds were purified by preparative high performance liquid chromatography (prep HPLC) using a Waters FractionLynx automated purification system. The prep HPLC fractions were analyzed using a Waters LC/TOF-MS, and the appropriate fractions were centrifuge evaporated to provide the trifluoroacetate salt of the desired compound. Reversed phase preparative liquid chromatography was performed with non-linear gradient elution from 5-95% B where A is 0.05% trifluoroacetic acid/water and B is 0.05% trifluoroacetic acid/acetonitrile. Fractions were collected by mass-selective triggering. The table below shows the reagent added to each test tube, the structure of the resulting compound, and the observed accurate mass for the isolated trifluoroacetate salt.

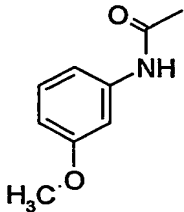
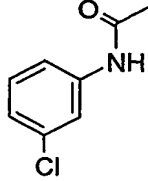
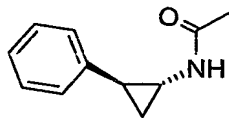
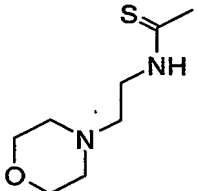
15

20

25

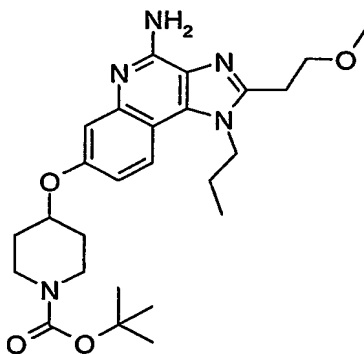
Examples 376-386

Example	Reagent	R	Measured Mass (M+H)
376	Methyl isocyanate		433.2225
377	Isopropyl isocyanate		461.2533
378	<i>n</i> -Butyl isocyanate		475.2686
379	Cyclopentyl isocyanate		487.2704
380	Phenyl isocyanate		495.2371
381	Benzyl isocyanate		509.2525
382	Benzoyl isocyanate		523.2297

383	3-Methoxyphenyl isocyanate		525.2471
384	3-Chlorophenyl isocyanate		529.1983
385	<i>trans</i> -2-Phenylcyclopropyl isocyanate		535.2686
386	2-Morpholinoethyl isothiocyanate		548.2625

Example 387

5 *tert*-Butyl 4- {[4-amino-2-(2-methoxyethyl)-1-propyl-1*H*-imidazo[4,5-*c*]quinolin-7-yl]oxy} piperidine-1-carboxylate



Part A

10 A modification on the methods described in Parts A-H of Example 2 were used to prepare 2-(2-methoxyethyl)-1-propyl-1*H*-imidazo[4,5-*c*]quinolin-7-ol, with 3-benzyloxyaniline and 3-methoxypropanoyl chloride used in lieu of 4-benzyloxyaniline and ethoxyacetyl chloride, respectively. A solution of diisopropyl azodicarboxylate (6.28 mL,

31.9 mmol) in tetrahydrofuran (25.5 mL) was added dropwise to a mixture of 2-(2-methoxyethyl)-1-propyl-1*H*-imidazo[4,5-*c*]quinolin-7-ol (7.28 g, 25.5 mmol), triphenylphosphine (8.36 g, 31.9 mmol), and *t*-butyl 4-hydroxypiperidine-1-carboxylate (6.42 g, 31.9 mmol) in tetrahydrofuran (191 mL) at 5 °C. The mixture was allowed to warm to room temperature. After 2 days, the solvent was removed under reduced pressure and the residue was purified by flash chromatography (silica gel, gradient elution with 1.5-4% methanol in dichloromethane) to yield 9.77 g of *tert*-butyl 4-{{2-(2-methoxyethyl)-1-propyl-1*H*-imidazo[4,5-*c*]quinolin-7-yl}oxy}piperidine-1-carboxylate as a gray amorphous solid.

Part B

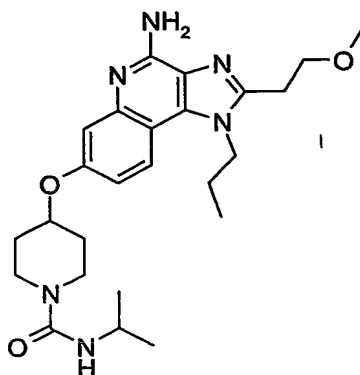
A stirred solution of *tert*-butyl 4-{{2-(2-methoxyethyl)-1-propyl-1*H*-imidazo[4,5-*c*]quinolin-7-yl}oxy}piperidine-1-carboxylate (9.77 g, 20.8 mmol) in chloroform (175 mL) at room temperature was treated with mCPBA (55% pure, 6.54 g, 20.8 mmol). After 45 minutes, concentrated ammonium hydroxide (175 mL) was added, followed by *p*-toluenesulfonyl chloride (3.97 g, 20.8 mmol). The mixture was stirred for 62 hours, then the layers were separated and the aqueous layer was extracted with chloroform. The combined organic layers were washed with water and saturated aqueous sodium chloride, dried over anhydrous sodium sulfate, filtered and evaporated under reduced pressure. The crude product was purified by flash chromatography (silica gel, gradient elution with 1.5-12.5% CMA in chloroform) followed by recrystallization from acetonitrile to afford 6.3 g of *tert*-butyl 4-{{4-amino-2-(2-methoxyethyl)-1-propyl-1*H*-imidazo[4,5-*c*]quinolin-7-yl}oxy}piperidine-1-carboxylate as tan crystals, mp 173-175 °C.

¹H NMR (300 MHz, DMSO-*d*₆) δ 7.89 (d, *J* = 9.1 Hz, 1H), 7.10 (d, *J* = 2.4 Hz, 1H), 6.93 (dd, *J* = 9.0, 2.6 Hz, 1H), 6.39 (s, 2H), 4.70-4.61 (m, 1H), 4.46-4.41 (m, 2H), 3.81 (t, *J* = 6.7 Hz, 2H), 3.75-3.67 (m, 2H), 3.29 (s, 3H), 3.26-3.12 (m, 4H), 2.02-1.91 (m, 2H), 1.87-1.75 (m, 2H), 1.64-1.51 (m, 2H), 1.41 (s, 9H), 0.97 (t, *J* = 7.3 Hz, 3H);

MS (ESI) *m/z* 484.2923 (484.2924 calcd for C₂₆H₃₇N₅O₄, M+H⁺);

Anal. calcd for C₂₆H₃₇N₅O₄•0.75H₂O: C, 62.82; H, 7.81; N, 14.09. Found: C, 62.48; H, 8.16; N, 14.01.

Example 388

4-{{[4-Amino-2-(2-methoxyethyl)-1-propyl-1*H*-imidazo[4,5-*c*]quinolin-7-yl]oxy}}-*N*-isopropylpiperidine-1-carboxamide

5 Part A

tert-Butyl 4-{{[4-amino-2-(2-methoxyethyl)-1-propyl-1*H*-imidazo[4,5-*c*]quinolin-7-yl]oxy}}piperidine-1-carboxylate (prepared as described in Example 387, 2.11 g, 4.36 mmol) was treated with concentrated hydrochloric acid (3 mL). After vigorous bubbling, a solution formed. The solution was diluted with ethanol (50 mL) and evaporated (3 x).

10 The resulting oil was dissolved in brine (15 mL) and water (5 mL) and made basic with 50% aqueous sodium hydroxide (approximately 1.5 mL). The aqueous layer was extracted with dichloromethane (3 x). The organic layers were combined, washed with water and brine, dried over anhydrous sodium sulfate, filtered, and concentrated under reduced pressure to provide 1.7 g of 2-(2-methoxyethyl)-7-(piperidin-4-yloxy)-1-propyl-1*H*-imidazo[4,5-*c*]quinolin-4-ylamine as a white solid.

15 Part B

Isopropyl isocyanate (0.256 mL, 2.61 mmol) was added dropwise to a stirred mixture of 2-(2-methoxyethyl)-7-(piperidin-4-yloxy)-1-propyl-1*H*-imidazo[4,5-*c*]quinolin-4-ylamine (1.00 g, 2.61 mmol) in chloroform at 0 °C. The reaction mixture was allowed to warm to room temperature and was stirred for 16 hours. The solvent was evaporated under reduced pressure. The crude product was purified by flash chromatography (silica gel, gradient elution with 4-12% CMA in chloroform) followed by recrystallization from acetonitrile to afford 0.530 g of 4-{{[4-amino-2-(2-methoxyethyl)-1-propyl-1*H*-imidazo[4,5-*c*]quinolin-7-yl]oxy}}-*N*-isopropylpiperidine-1-carboxamide as white crystals, mp 176-179 °C.

25

^1H NMR (300 MHz, DMSO- d_6) δ 7.88 (d, J = 9.1 Hz, 1H), 7.08 (d, J = 2.5 Hz, 1H), 6.91 (dd, J = 9.0, 2.6 Hz, 1H), 6.36 (s, 2H), 6.17 (d, J = 7.4 Hz, 1H), 4.66-4.56 (m, 1H), 4.47-4.37 (m, 2H), 3.80 (t, J = 6.7 Hz, 2H), 3.77-3.66 (m, 3H), 3.28 (s, 3H), 3.17-3.04 (m, 4H), 2.00-1.87 (m, 2H), 1.86-1.72 (m, 2H), 1.58-1.44 (m, 2H), 1.05 (d, J = 6.6 Hz, 6H), 0.96 (t, J = 7.3 Hz, 3H);

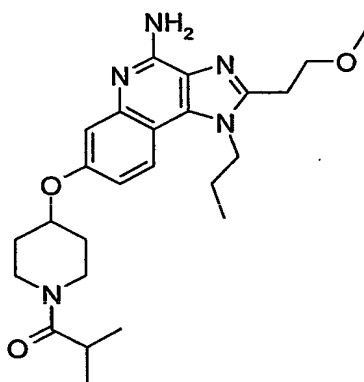
MS (ESI) m/z 469.2912 (469.2927 calcd for $\text{C}_{25}\text{H}_{36}\text{N}_6\text{O}_3$, $\text{M}+\text{H}^+$);

Anal. calcd for $\text{C}_{25}\text{H}_{36}\text{N}_6\text{O}_3$: C, 64.08; H, 7.74; N, 17.93. Found: C, 63.73; H, 7.73; N, 17.76.

10

Example 389

7-[(1-Isobutyrylpiperidin-4-yl)oxy]-2-(2-methoxyethyl)-1-propyl-1*H*-imidazo[4,5-*c*]quinolin-4-amine



15

Isobutyryl chloride (0.273 mL, 2.61 mmol) was added dropwise to a stirred solution of 2-(2-methoxyethyl)-7-(piperidin-4-yloxy)-1-propyl-1*H*-imidazo[4,5-*c*]quinolin-4-ylamine (prepared as described in Part A of Example 388, 1.00 g, 2.61 mmol) in chloroform at 0 °C. After 2 hours, the solution was allowed to warm to ambient temperature for 1 hour. Saturated aqueous sodium carbonate (15 mL) and water (10 mL) were added and the mixture was allowed to stir for 16 hours. The mixture was transferred to a separatory funnel, the layers were separated, and the aqueous layer was extracted with dichloromethane (2 x 30 mL). The organic layers were combined, washed with water and saturated aqueous sodium chloride, dried over anhydrous sodium sulfate, filtered, and concentrated under reduced pressure. Recrystallization from acetonitrile afforded 1.00 g of 7-[(1-isobutyrylpiperidin-4-yl)oxy]-2-(2-methoxyethyl)-1-propyl-1*H*-imidazo[4,5-*c*]quinolin-4-amine as a flocculent white solid, mp 165-166 °C.

25

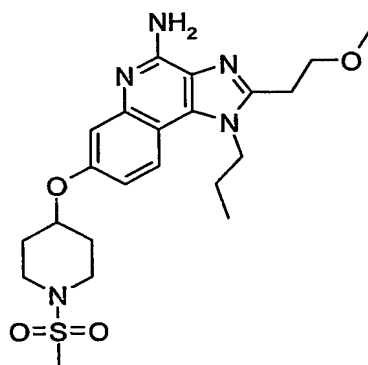
^1H NMR (300 MHz, $\text{DMSO-}d_6$) δ 7.88 (d, $J = 9.1$ Hz, 1H), 7.11 (d, $J = 2.6$ Hz, 1H), 6.92 (dd, $J = 9.0, 2.6$ Hz, 1H), 6.37 (s, 2H), 4.75-4.65 (m, 1H), 4.47-4.37 (m, 2H), 3.98-3.85 (m, 1H), 3.85-3.77 (m, 1H), 3.80 (t, $J = 6.8$ Hz, 2H), 3.47-3.34 (m, 1H), 3.28 (s, 3H), 3.30-3.19 (m, 1H), 3.15 (t, $J = 6.8$ Hz, 2H), 2.94-2.84 (m, 1H), 2.06-1.89 (m, 2H), 1.86-1.72 (m, 2H), 1.69-1.46 (m, 2H), 1.00 (d, $J = 6.7$ Hz, 6H), 0.96 (t, $J = 7.4$ Hz, 3H);

MS (ESI) m/z 454.2810 (454.2818 calcd for $\text{C}_{25}\text{H}_{35}\text{N}_5\text{O}_3$, $\text{M}+\text{H}^+$);

Anal. calcd for $\text{C}_{25}\text{H}_{33}\text{N}_5\text{O}_3$: C, 66.20; H, 7.78; N, 15.44. Found: C, 65.95; H, 8.09; N, 15.43.

Example 390

2-(2-Methoxyethyl)-7-[[1-(methylsulfonyl)piperidin-4-yl]oxy]-1-propyl-1*H*-imidazo[4,5-*c*]quinolin-4-amine



Using the method described in Example 389, 2-(2-methoxyethyl)-7-(piperidin-4-yloxy)-1-propyl-1*H*-imidazo[4,5-*c*]quinolin-4-ylamine (1.00 g, 2.61 mmol) was converted into 2-(2-methoxyethyl)-7-[[1-(methylsulfonyl)piperidin-4-yl]oxy]-1-propyl-1*H*-imidazo[4,5-*c*]quinolin-4-amine, using methanesulfonyl chloride (0.202 mL, 2.61 mmol) in lieu of isobutryl chloride. The crude product was purified by flash chromatography (silica gel, eluting with a step gradient of CMA in chloroform (4-12% CMA increasing by 2% CMA every 500 mL) followed by trituration with acetonitrile to afford 1.1 g of 2-(2-methoxyethyl)-7-[[1-(methylsulfonyl)piperidin-4-yl]oxy]-1-propyl-1*H*-imidazo[4,5-*c*]quinolin-4-amine as a white solid, mp 224-225.5 °C.

^1H NMR (300 MHz, $\text{DMSO-}d_6$) δ 7.90 (d, $J = 9.0$ Hz, 1H), 7.12 (d, $J = 2.6$ Hz, 1H), 6.95 (dd, $J = 9.0, 2.6$ Hz, 1H), 6.39 (s, 2H), 4.70-4.62 (m, 1H), 4.46-4.41 (m, 2H), 3.81 (t, $J =$

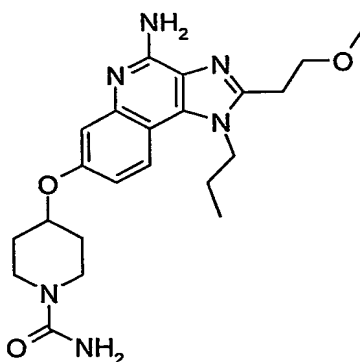
6.7 Hz, 2H), 3.44-3.34 (m, 2H), 3.29 (s, 3H), 3.19-3.12 (m, 4H), 2.92 (s, 3H), 2.12-2.00 (m, 2H), 1.87-1.73 (m, 4H), 0.97 (t, $J = 7.4$ Hz, 3H);

MS (ESI) m/z 462.2184 (462.2175 calcd for $C_{22}H_{31}N_5O_4S, M+H^+$);

Anal. calcd for $C_{22}H_{31}N_5O_4S \cdot 0.10CH_2Cl_2$: C, 56.47; H, 6.69; N, 14.90; S, 6.82. Found: C, 56.36; H, 6.93; N, 14.80; S, 6.96.

Example 391

4-{{[4-Amino-2-(2-methoxyethyl)-1-propyl-1*H*-imidazo[4,5-*c*]quinolin-7-yl]oxy}piperidine-1-carboxamide



10

Trimethylsilylisocyanate (0.225 mL, 1.67 mmol) was added dropwise to a slurry of 2-(2-methoxyethyl)-7-(piperidin-4-yloxy)-1-propyl-1*H*-imidazo[4,5-*c*]quinolin-4-ylamine (prepared as described in Part A of Example 388, 0.640 g, 1.67 mmol) in chloroform (16 mL) at 0 °C. The reaction mixture was stirred for 40 minutes and water (10 mL) was added. The reaction mixture was stirred vigorously for 2 hours, diluted with 200 mL ethanol, and then concentrated under reduced pressure to approximately 100 mL. Another 100 mL ethanol was added and the solution was evaporated to afford a white solid that was recrystallized from ethanol to provide 0.625 g of 4-{{[4-amino-2-(2-methoxyethyl)-1-propyl-1*H*-imidazo[4,5-*c*]quinolin-7-yl]oxy}piperidine-1-carboxamide as granular off-white crystals, mp 207-208.5 °C.

15

20

1H NMR (300 MHz, $DMSO-d_6$) δ 7.88 (d, $J = 9.0$ Hz, 1H), 7.09 (d, $J = 2.5$ Hz, 1H), 6.92 (dd, $J = 9.0, 2.5$ Hz, 1H), 6.37 (s, 2H), 5.94 (s, 2H), 4.66-4.58 (m, 1H), 4.44-4.39 (m, 2H), 3.80 (t, $J = 6.7$ Hz, 2H), 3.75-3.63 (m, 2H), 3.28 (s, 3H), 3.17-3.04 (m, 4H), 1.99-1.87 (m, 2H), 1.86-1.71 (m, 2H), 1.60-1.44 (m, 2H), 0.96 (t, $J = 7.3$ Hz, 3H);

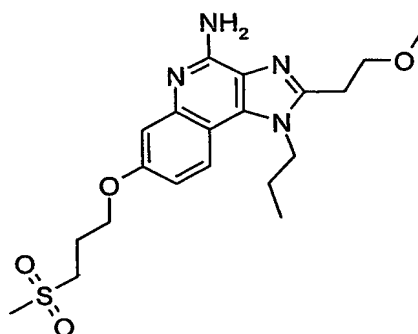
^{13}C NMR (75 MHz, DMSO- d_6) δ 158.0, 155.5, 151.9, 149.8, 146.5, 132.6, 125.1, 121.1, 112.5, 109.9, 109.0, 72.2, 70.2, 58.1, 46.1, 40.9, 30.6, 27.1, 23.0, 10.6;

MS (ESI) m/z 427.2443 (427.2458 calcd for $\text{C}_{22}\text{H}_{30}\text{N}_6\text{O}_3$, $\text{M}+\text{H}^+$);

Anal. calcd for $\text{C}_{22}\text{H}_{30}\text{N}_6\text{O}_3 \cdot 0.50\text{H}_2\text{O}$: C, 60.67; H, 7.17; N, 19.30. Found: C, 61.03; H, 7.60; N, 19.61.

Example 392

2-(2-Methoxyethyl)-7-[3-(methylsulfonyl)propoxy]-1-propyl-1*H*-imidazo[4,5-*c*]quinolin-4-amine



Part A

A modification on the methods described in Parts A-H of Example 2 were used to prepare 2-(2-methoxyethyl)-1-propyl-1*H*-imidazo[4,5-*c*]quinolin-7-ol, with 3-benzyloxylaniline and 3-methoxypropanoyl chloride used in lieu of 4-benzyloxylaniline and ethoxyacetyl chloride, respectively. Diisopropyl azodicarboxylate (2.07 mL, 10.5 mmol) was added dropwise to a slurry of 2-(2-methoxyethyl)-1-propyl-1*H*-imidazo[4,5-*c*]quinolin-7-ol (2.00 g, 7.01 mmol), triphenylphosphine (2.75 g, 10.5 mmol), and 3-(methylthio)propan-1-ol (1.08 mL, 10.5 mmol) in tetrahydrofuran (70 mL) at 0 °C. The solution was stirred for 30 minutes at 0 °C, then at room temperature for 16 hours. The solvent was removed under reduced pressure and the residue was dissolved in ethyl acetate, treated with 1 M hydrochloric acid (40 mL), and stirred for 30 minutes. The layers were separated and the aqueous layer was extracted with ethyl acetate (2 x 25 mL). The aqueous layer was adjusted to approximately pH 14 with 50% aqueous sodium hydroxide and then was extracted with dichloromethane (3 x 50 mL). The organic layers were combined, washed with water and saturated aqueous sodium chloride, dried over anhydrous sodium sulfate, filtered, and concentrated under reduced pressure. The crude

product was purified by flash chromatography (silica gel, gradient elution with 1-4% methanol in dichloromethane) to provide 2.0 g of 2-(2-methoxyethyl)-7-[3-(methylthio)propoxy]-1-propyl-1*H*-imidazo[4,5-*c*]quinoline as an opaque solid.

Part B

5 3-Chloroperoxybenzoic acid (4.63 g, 16.1 mmol) was added to a solution of 2-(2-methoxyethyl)-7-[3-(methylthio)propoxy]-1-propyl-1*H*-imidazo[4,5-*c*]quinoline (2.0 g, 5.35 mmol) in chloroform (45 mL). After 1 hour, concentrated ammonium hydroxide (45 mL) was added and the mixture was stirred for 30 minutes. *p*-Toluenesulfonyl chloride (1.07 g, 5.62 mmol) was added in two portions. After the mixture was allowed to stir for
10 16 hours, the layers were separated and the aqueous layer was extracted with dichloromethane. The combined organic layers were washed with 14% aqueous ammonium hydroxide, water, and brine. The organic layer was dried over anhydrous sodium sulfate, filtered, and evaporated. The resulting oil was crystallized from hot acetonitrile to afford a tan solid that was isolated by filtration. The solid was subjected to
15 flash column chromatography (silica gel, gradient elution with 2-14% CMA in chloroform) followed by recrystallization from acetonitrile to yield 0.510 g of 2-(2-methoxyethyl)-7-[3-(methylsulfonyl)propoxy]-1-propyl-1*H*-imidazo[4,5-*c*]quinolin-4-amine as red-violet crystals, mp 170-171 °C.

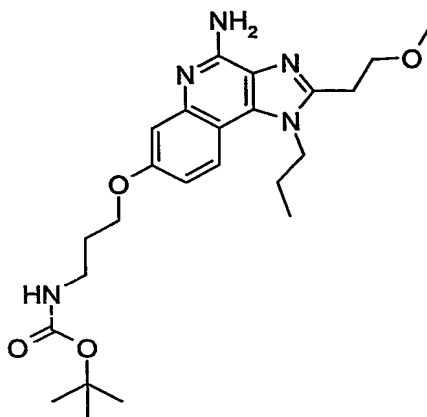
¹H NMR (300 MHz, DMSO-*d*₆) δ 7.91 (d, *J* = 9.0 Hz, 1H), 7.07 (d, *J* = 2.6 Hz, 1H), 6.92
20 (dd, *J* = 9.0, 2.6 Hz, 1H), 6.40 (s, 2H), 4.46-4.41 (m, 2H), 4.18 (t, *J* = 6.2 Hz, 2H), 3.81 (t, *J* = 6.7 Hz, 2H), 3.34-3.29 (m, 2H), 3.29 (s, 3H), 3.16 (t, *J* = 6.8 Hz, 2H), 3.03 (s, 3H), 2.27-2.14 (m, 2H), 1.87-1.75 (m, 2H), 0.97 (t, *J* = 7.4 Hz, 3H);

MS (ESI) *m/z* 421.1903 (421.1910 calcd for C₂₀H₂₈N₄O₄S, M+H⁺);

Anal. calcd for C₂₀H₂₈N₄O₄S: C, 57.12; H, 6.71; N, 13.32; S, 7.62. Found: C, 57.16; H,
25 6.70; N, 13.46; S, 7.74.

Example 393

tert-Butyl 3-[[4-amino-2-(2-methoxyethyl)-1-propyl-1*H*-imidazo[4,5-*c*]quinolin-7-yl]oxy}propylcarbamate



5 Part A

A modification on the methods described in Parts A-H of Example 2 were used to prepare 2-(2-methoxyethyl)-1-propyl-1*H*-imidazo[4,5-*c*]quinolin-7-ol, with 3-benzyloxyaniline and 3-methoxypropanoyl chloride used in lieu of 4-benzyloxyaniline and ethoxyacetyl chloride, respectively. 2-(2-Methoxyethyl)-1-propyl-1*H*-imidazo[4,5-
 10 *c*]quinolin-7-ol (20.0 g, 70 mmol) was converted into *tert*-butyl {3-[2-(2-methoxyethyl)-1-propyl-1*H*-imidazo[4,5-*c*]quinolin-7-yloxy]propyl} carbamate using a modification of the method described in Part C of Example 7. The reaction was worked up by removing the solvent under reduced pressure. The residue was partitioned between ethyl acetate and water. The aqueous layer was extracted with ethyl acetate. The organic layers were
 15 combined, washed with water (2 x 500 mL) and brine, dried over anhydrous magnesium sulfate, filtered, and evaporated under reduced pressure to yield *tert*-butyl {3-[2-(2-methoxyethyl)-1-propyl-1*H*-imidazo[4,5-*c*]quinolin-7-yloxy]propyl} carbamate as a brown oil, which was used without further purification.

Part B

20 The material from Part A was dissolved in chloroform (700 mL) and treated with mCPBA (60% pure, 21.96 g, 75 mmol). After 1 hour, the reaction mixture was poured into 2% aqueous sodium carbonate. The layers were separated and the organic layer was washed with water and saturated aqueous sodium chloride. The organic layer was dried over anhydrous magnesium sulfate, filtered and evaporated. The crude product was

purified by flash chromatography (silica gel, gradient elution with 2-7% methanol in dichloromethane) to afford 19.3 g of *tert*-butyl 3-{{2-(2-methoxyethyl)-5-oxido-1-propyl-1*H*-imidazo[4,5-*c*]quinolin-7-yl}oxy}propylcarbamate as a tan foam.

Part C

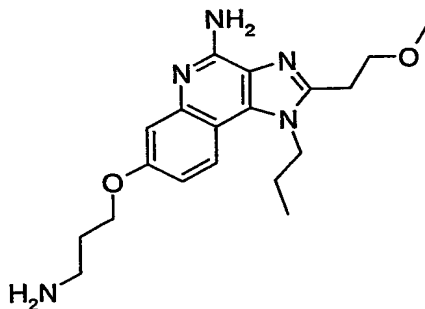
5 *p*-Toluenesulfonyl chloride (8.0 g, 42 mmol) was added over ten minutes to a stirred mixture of *tert*-butyl 3-{{2-(2-methoxyethyl)-5-oxido-1-propyl-1*H*-imidazo[4,5-*c*]quinolin-7-yl}oxy}propylcarbamate (19.3 g, 42.0 mmol) in dichloromethane (300 mL) and concentrated ammonium hydroxide (300 mL) at 7 °C. The mixture was allowed to stir for 20 minutes, then the cooling bath was removed and the mixture was allowed to stir at ambient temperature for 2 hours. The layers were separated and the aqueous layer was
10 extracted with dichloromethane. The organic layers were combined, washed with water and saturated aqueous sodium chloride, dried over anhydrous magnesium sulfate, filtered, and evaporated under reduced pressure. Recrystallization from acetonitrile afforded 12.0 g of *tert*-butyl 3-{{4-amino-2-(2-methoxyethyl)-1-propyl-1*H*-imidazo[4,5-*c*]quinolin-7-yl}oxy}propylcarbamate as flocculent white crystals, mp 133.5-135 °C.

15 ¹H NMR (300 MHz, DMSO-*d*₆) δ 7.89 (d, *J* = 9.0 Hz, 1H), 7.05 (d, *J* = 2.7 Hz, 1H), 6.95-6.87 (m, 1H), 6.89 (dd, *J* = 9.0, 2.7 Hz, 1H), 6.37 (s, 2H), 4.46-4.41 (m, 2H), 4.05 (t, *J* = 6.2 Hz, 2H), 3.81 (t, *J* = 6.8 Hz, 2H), 3.29 (s, 3H), 3.18-3.08 (m, 4H), 1.91-1.74 (m, 4H), 1.38 (s, 9H), 0.97 (t, *J* = 7.3 Hz, 3H);

20 MS (ESI) *m/z* 458.2758 (458.2767 calcd for C₂₄H₃₅N₅O₄, M+H⁺);

Anal. calcd for C₂₄H₃₅N₅O₄•0.73H₂O: C, 61.24; H, 7.81; N, 14.88. Found: C, 61.23; H, 7.62; N, 14.78.

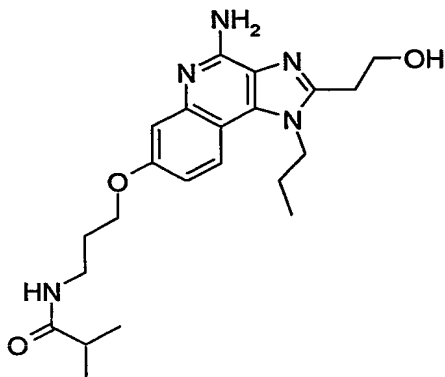
Example 394

7-(3-Aminopropoxy)-2-(2-methoxyethyl)-1-propyl-1*H*-imidazo[4,5-*c*]quinolin-4-amine

Concentrated hydrochloric acid (8.5 mL) was added to a solution of *tert*-butyl 3-
 5 {[4-amino-2-(2-methoxyethyl)-1-propyl-1*H*-imidazo[4,5-*c*]quinolin-7-
 yl]oxy}propylcarbamate (prepared as described in Example 393, 12 g, 26 mmol) in ethanol
 (300 mL). The solution was heated at reflux for 4 hours. Upon cooling to ambient
 temperature a precipitate formed. The solid was isolated by filtration and the filtrate was
 evaporated to afford a white solid. The solids were combined and dissolved in water (40
 10 mL). The solution was adjusted to approximately pH 12 with 50% aqueous sodium
 hydroxide and then was extracted with dichloromethane (4 x 250 mL). The organic layers
 were combined, washed with water and saturated aqueous sodium chloride, dried over
 anhydrous magnesium sulfate, filtered, and evaporated to yield a solid that was purified by
 trituration in hot acetonitrile to provide 6.5 g of 7-(3-aminopropoxy)-2-(2-methoxyethyl)-
 15 1-propyl-1*H*-imidazo[4,5-*c*]quinolin-4-amine as yellow crystals, mp 165-166.5 °C.
¹H NMR (300 MHz, DMSO-*d*₆) δ 7.88 (d, *J* = 9.0 Hz, 1H), 7.06 (d, *J* = 2.6 Hz, 1H), 6.89
 (dd, *J* = 9.1, 2.6 Hz, 1H), 6.37 (s, 2H), 4.46-4.41 (m, 2H), 4.10 (t, *J* = 6.4 Hz, 2H), 3.81 (t,
J = 6.7 Hz, 2H), 3.29 (s, 3H), 3.16 (t, *J* = 6.7 Hz, 2H), 2.72 (t, *J* = 6.7 Hz, 2H), 1.87-1.74
 (m, 4H), 1.47 (br s, 2H), 0.97 (t, *J* = 7.4 Hz, 3H);
 20 MS (ESI) *m/z* 358.2231 (358.2243 calcd for C₁₉H₂₇N₅O₂, M+H⁺);
 Anal. calcd for C₁₉H₂₇N₅O₂: C, 63.84; H, 7.61; N, 19.59. Found: C, 63.50; H, 7.75; N,
 19.46.

Example 395

N-(3-{{4-Amino-2-(2-hydroxyethyl)-1-propyl-1*H*-imidazo[4,5-*c*]quinolin-7-yl}oxy}propyl)-2-methylpropanamide



5 Part A

Isobutyryl chloride (0.375 mL, 3.58 mmol) was added dropwise to a slurry of 7-(3-aminopropoxy)-2-(2-methoxyethyl)-1-propyl-1*H*-imidazo[4,5-*c*]quinolin-4-amine (prepared as described in Example 394, 1.28 g, 3.58 mmol) in dichloromethane (22 mL) at 0 °C. The reaction mixture was allowed to stir for 30 minutes at 0 °C, then the reaction mixture was allowed to stir for 16 hours at ambient temperature. Saturated aqueous sodium carbonate was added and the reaction mixture was stirred for 1 hour, resulting in the formation of a flocculent solid. The solid was isolated by filtration and dissolved in dichloromethane. The dichloromethane was washed with water and saturated aqueous sodium chloride, dried over anhydrous sodium sulfate, filtered, and concentrated under reduced pressure. The resulting white solid was recrystallized from acetonitrile to afford 1.14 g of *N*-(3-{{4-amino-2-(2-methoxyethyl)-1-propyl-1*H*-imidazo[4,5-*c*]quinolin-7-yl}oxy}propyl)-2-methylpropanamide as an off-white solid.

Part B

A 1.0 M solution of boron tribromide in dichloromethane (2.55 mL, 2.55 mmol) was added over 1 minute to a slurry of *N*-(3-{{4-amino-2-(2-methoxyethyl)-1-propyl-1*H*-imidazo[4,5-*c*]quinolin-7-yl}oxy}propyl)-2-methylpropanamide (1.09 g, 2.55 mmol) at 0 °C. The clumpy slurry was allowed to stir for 15 minutes at 0 °C, then was allowed to stir for another hour at ambient temperature. Additional boron tribromide solution (0.6 mL, 0.6 mmol) was added. After 16 hours, the reaction was quenched with 6 M hydrochloric acid (10 mL), stirred until all the solids dissolved, and the dichloromethane was removed

under reduced pressure. The aqueous layer was adjusted to approximately pH 13 with 50% aqueous sodium hydroxide and was extracted with ethyl acetate. The organic layer was washed with water and saturated aqueous sodium chloride, dried over anhydrous sodium sulfate, filtered, and evaporated. The material was purified by chromatography on a HORIZON HPFC system (silica gel, gradient elution with 2-22% CMA in chloroform) followed by trituration with acetonitrile to afford 0.325 g of *N*-(3-{{4-amino-2-(2-hydroxyethyl)-1-propyl-1*H*-imidazo[4,5-*c*]quinolin-7-yl}oxy}propyl)-2-methylpropanamide as a white solid, mp 190.5-192 °C.

¹H NMR (300 MHz, DMSO-*d*₆) δ 7.89 (d, *J* = 9.1 Hz, 1H), 7.81 (t, *J* = 5.5 Hz, 1H), 7.05 (d, *J* = 2.6 Hz, 1H), 6.90 (dd, *J* = 9.0, 2.6 Hz, 1H), 6.43 (s, 2H), 4.88 (t, *J* = 5.5 Hz, 1H), 4.47-4.42 (m, 2H), 4.06 (t, *J* = 6.3 Hz, 2H), 3.90-3.84 (m, 2H), 3.26-3.20 (m, 2H), 3.06 (t, *J* = 6.6 Hz, 2H), 2.42-2.28 (m, 1H), 1.93-1.75 (m, 4H), 1.00 (d, *J* = 6.9 Hz, 6H), 0.98 (t, *J* = 7.3 Hz, 3H);

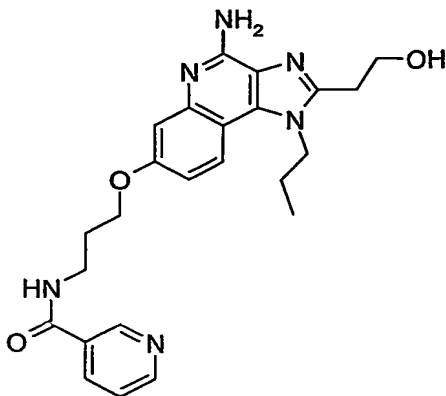
¹³C NMR (75 MHz, DMSO-*d*₆) δ 176.0, 157.2, 151.9, 150.5, 146.5, 132.6, 125.0, 120.9, 111.6, 108.9, 108.1, 65.1, 59.6, 46.0, 35.4, 34.0, 30.2, 28.9, 22.9, 19.5, 10.6;

MS (ESI) *m/z* 414.3 (M+H)⁺;

Anal. calcd for C₂₂H₃₁N₅O₃: C, 63.90; H, 7.56; N, 16.94. Found: C, 63.76; H, 7.78; N, 16.92.

Example 396

N-(3-{{[4-Amino-2-(2-hydroxyethyl)-1-propyl-1*H*-imidazo[4,5-*c*]quinolin-7-yl]oxy}propyl)nicotinamide



5 Using the procedures described in Parts A and B of Example 395, with nicotinoyl chloride hydrochloride (0.627 g, 3.52 mmol) used in lieu of isobutyryl chloride, 7-(3-aminopropoxy)-2-(2-methoxyethyl)-1-propyl-1*H*-imidazo[4,5-*c*]quinolin-4-amine (prepared as described in Example 394, 1.28 g, 3.58 mmol) was converted into 0.230 g of
 10 *N*-(3-{{[4-amino-2-(2-hydroxyethyl)-1-propyl-1*H*-imidazo[4,5-*c*]quinolin-7-yl]oxy}propyl)nicotinamide after recrystallization from acetonitrile to yield pale yellow needles, mp 183.5-184.5 °C.

¹H NMR (300 MHz, DMSO-*d*₆) δ 9.02 (dd, *J* = 2.4, 0.7 Hz, 1H), 8.77 (t, *J* = 5.4 Hz, 1H), 8.70 (dd, *J* = 4.7, 1.7 Hz, 1H), 8.21-8.17 (m, 1H), 7.90 (d, *J* = 9.1 Hz, 1H), 7.52-7.48 (m, 1H), 7.08 (d, *J* = 2.6 Hz, 1H), 6.91 (dd, *J* = 9.0, 2.6 Hz, 1H), 6.41 (s, 2H), 4.88 (t, *J* = 5.6
 15 Hz, 1H), 4.47-4.42 (m, 2H), 4.14 (t, *J* = 6.2 Hz, 2H), 3.90-3.84 (m, 2H), 3.52-3.46 (m, 2H), 3.06 (t, *J* = 6.6 Hz, 2H), 2.09-2.00 (m, 2H), 1.88-1.75 (m, 2H), 0.98 (t, *J* = 7.3 Hz, 3H);

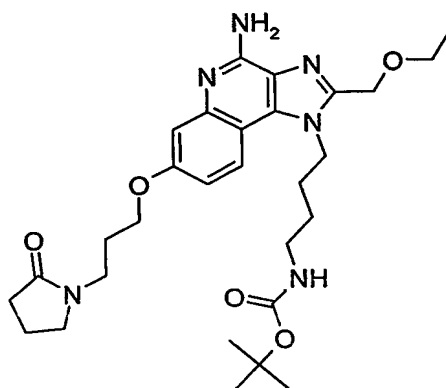
¹³C NMR (75 MHz, DMSO-*d*₆) δ 157.2, 151.9, 151.7, 150.5, 148.3, 146.5, 134.8, 132.6, 130.0, 125.0, 123.3, 120.9, 111.6, 108.9, 108.2, 65.2, 59.6, 46.0, 36.4, 30.2, 28.8, 22.9,
 20 10.6;

MS (ESI) *m/z* 449.3 (M+H)⁺;

Anal. calcd for C₂₄H₂₈N₆O₃: C, 64.27; H, 6.29; N, 18.74. Found: C, 63.99; H, 6.53; N, 18.87.

Example 397

tert-Butyl 4-{4-amino-2-(ethoxymethyl)-7-[3-(2-oxopyrrolidin-1-yl)propoxy]-1*H*-imidazo[4,5-*c*]quinolin-1-yl}butylcarbamate



5 Part A

Using a modification on the procedure described in Part E of Example 2, *tert*-butyl 4-[[7-(benzyloxy)-3-nitroquinolin-4-yl]amino]butylcarbamate was synthesized using 7-benzyloxy-3-nitroquinolin-4-ol (prepared as described in Steps A-C of Example 1) and *tert*-butyl 4-aminobutylcarbamate in lieu of the 6-benzyloxy-3-nitroquinolin-4-ol and propylamine, respectively.

10

Part B

A mixture of *tert*-butyl 4-[[7-(benzyloxy)-3-nitroquinolin-4-yl]amino]butylcarbamate (30.0 g, 64.3 mmol) and 5% platinum on carbon (3.0 g) in toluene (675 mL) and 2-propanol (100 mL) was hydrogenated on a Parr apparatus for 12.5 hours at 24 psi (1.7×10^5 Pa). The mixture was filtered through CELITE filter agent, which was rinsed afterwards with 1:1 toluene/2-propanol and 2-propanol. The combined filtrates were concentrated under reduced pressure to afford 28 g of *tert*-butyl 4-[[3-amino-7-(benzyloxy)quinolin-4-yl]amino]butylcarbamate as a viscous black oil that was used in the next step without purification.

15

20 Part C

Ethoxyacetyl chloride (7.87 mL, 64.3 mmol) was added dropwise to a stirred solution of the material from Part B in dichloromethane (319 mL). After 1 hour, the solution was concentrated under reduced pressure. The residue was dissolved in ethanol (319 mL) and triethylamine (35.84 mL, 257 mmol) and the solution was heated at reflux

for 4 hours, then was allowed to cool to room temperature and was concentrated under reduced pressure. The residue was dissolved in dichloromethane and washed with water and saturated aqueous sodium chloride. The organic layer was dried over anhydrous sodium sulfate, filtered, and concentrated under reduced pressure. The resulting semi-
5 solid was dissolved in hot acetonitrile and allowed to cool. Evaporation of the acetonitrile under reduced pressure afforded 30 g of *tert*-butyl 4-[7-(benzyloxy)-2-(ethoxymethyl)-1*H*-imidazo[4,5-*c*]quinolin-1-yl]butylcarbamate as a chunky brown solid.

Part D

A mixture of *tert*-butyl 4-[7-(benzyloxy)-2-(ethoxymethyl)-1*H*-imidazo[4,5-
10 *c*]quinolin-1-yl]butylcarbamate (15 g, 29.7 mmol) and 10% palladium on carbon (4.5 g, wetted with ethanol) in 1:1 ethanol/methanol (400 mL) was hydrogenated using a Parr apparatus at 28 psi (1.9×10^5 Pa) for 16 hours. The mixture was filtered through CELITE filter agent, which was subsequently washed with methanol. The filtrate was concentrated under reduced pressure to afford 10.8 g of *tert*-butyl 4-[2-(ethoxymethyl)-7-hydroxy-1*H*-
15 imidazo[4,5-*c*]quinolin-1-yl]butylcarbamate as a green-yellow solid.

Part E

Using the conditions described in Part A of Example 392, *tert*-butyl 4-[2-(ethoxymethyl)-7-hydroxy-1*H*-imidazo[4,5-*c*]quinolin-1-yl]butylcarbamate (3.50 g, 8.44
20 mmol) was converted into *tert*-butyl 4-{2-(ethoxymethyl)-7-[3-(2-oxopyrrolidin-1-yl)propoxy]-1*H*-imidazo[4,5-*c*]quinolin-1-yl}butylcarbamate using 1-(3-hydroxypropyl)pyrrolidin-2-one (1.64 mL, 12.7 mmol) in lieu of 3-(methylthio)propan-1-ol. The reaction was worked up by removing the solvent under reduced pressure. The residue was subjected to flash chromatography (silica gel, elution with ethyl acetate followed by gradient elution with 1-5% methanol in dichloromethane) to yield 3.79 g of
25 *tert*-butyl 4-{2-(ethoxymethyl)-7-[3-(2-oxopyrrolidin-1-yl)propoxy]-1*H*-imidazo[4,5-*c*]quinolin-1-yl}butylcarbamate as a viscous yellow oil.

Part F

Using a modification on the procedure described in Part B of Example 392, *tert*-
butyl 4-{2-(ethoxymethyl)-7-[3-(2-oxopyrrolidin-1-yl)propoxy]-1*H*-imidazo[4,5-
30 *c*]quinolin-1-yl}butylcarbamate (3.79 g, 7.02 mmol) was converted into *tert*-butyl 4-{4-amino-2-(ethoxymethyl)-7-[3-(2-oxopyrrolidin-1-yl)propoxy]-1*H*-imidazo[4,5-*c*]quinolin-

1-yl}butylcarbamate. After the *p*-toluenesulfonyl chloride was added, the mixture was allowed to stir for 72 hours. The layers were separated and the aqueous layer was extracted with dichloromethane. The organic layers were combined, washed with 5% aqueous sodium bicarbonate, water, and saturated aqueous sodium chloride, dried over anhydrous sodium sulfate, filtered, and evaporated. Recrystallization from acetonitrile afforded 3.1 g of *tert*-butyl 4-{4-amino-2-(ethoxymethyl)-7-[3-(2-oxopyrrolidin-1-yl)propoxy]-1*H*-imidazo[4,5-*c*]quinolin-1-yl}butylcarbamate as a white solid, mp 134.5-136 °C.

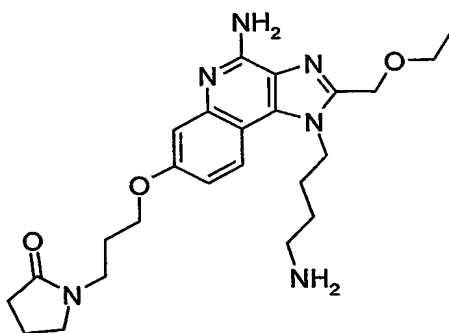
¹H NMR (300 MHz, DMSO-*d*₆) δ 7.90 (d, *J* = 9.0 Hz, 1H), 7.04 (d, *J* = 2.5 Hz, 1H), 6.90 (dd, *J* = 8.8, 2.3 Hz, 1H), 6.81 (t, *J* = 5.0 Hz, 1H), 6.51 (s, 2H), 4.74 (s, 2H), 4.52-4.47 (m, 2H), 4.04 (t, *J* = 6.2 Hz, 2H), 3.55 (q, *J* = 7.0 Hz, 2H), 3.42-3.34 (m, 4H), 2.99-2.93 (m, 2H), 2.22 (t, *J* = 8.0 Hz, 2H), 2.00-1.88 (m, 4H), 1.87-1.74 (m, 2H), 1.61-1.50 (m, 2H), 1.33 (s, 9H), 1.16 (t, *J* = 7.0 Hz, 3H);

MS (ESI) *m/z* 555.3287 (555.3295 calcd for C₂₉H₄₂N₆O₅, M+H⁺);

Anal. calcd for C₂₉H₄₂N₆O₅•1.25H₂O: C, 60.35; H, 7.77; N, 14.56. Found: C, 60.35; H, 7.83; N, 14.12.

Example 398

1-(3-{[4-Amino-1-(4-aminobutyl)-2-(ethoxymethyl)-1*H*-imidazo[4,5-*c*]quinolin-7-yl]oxy}propyl)pyrrolidin-2-one dihydrochloride

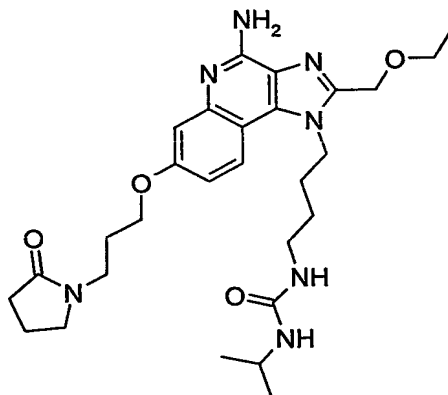


A solution of *tert*-butyl 4-{4-amino-2-(ethoxymethyl)-7-[3-(2-oxopyrrolidin-1-yl)propoxy]-1*H*-imidazo[4,5-*c*]quinolin-1-yl}butylcarbamate (prepared as described in Example 397, 2.90 g, 5.23 mmol) in 4 M ethanolic hydrogen chloride was heated at reflux for 2 hours. The solution was allowed to cool to room temperature and a precipitate formed that was isolated by filtration to afford 2.52 g of 1-(3-{[4-amino-1-(4-aminobutyl)-

2-(ethoxymethyl)-1*H*-imidazo[4,5-*c*]quinolin-7-yl]oxy}propyl)pyrrolidin-2-one dihydrochloride as a white powder, mp >250 °C. ¹H NMR (300 MHz, DMSO-*d*₆) δ 13.92 (s, 1H), 9.30-8.40 (br s, 2H), 8.15 (d, *J* = 9.2 Hz, 1H), 8.13-8.00 (m, 3H), 7.30 (d, *J* = 2.5 Hz, 1H), 7.20 (dd, *J* = 9.1, 2.4 Hz, 1H), 4.83 (s, 2H), 4.65-4.60 (m, 2H), 4.10 (t, *J* = 6.1 Hz, 2H), 3.60 (q, *J* = 7.0 Hz, 2H), 3.41-3.37 (m, 4H), 2.87-2.76 (m, 2H), 2.22 (t, *J* = 8.0 Hz, 2H), 2.04-1.85 (m, 6H), 1.81-1.70 (m, 2H), 1.19 (t, *J* = 7.0 Hz, 3H); MS (ESI) *m/z* 455.2784 (455.2771 calcd for C₂₄H₃₄N₆O₃, M+H⁺); Anal. calcd for C₂₄H₃₄N₆O₃•1.60H₂O•2.15HCl: C, 51.28; H, 7.06; N, 14.95; Cl, 13.59. Found: C, 51.29; H, 7.36; N, 14.93; Cl, 13.48.

Example 399

N-(4-{4-Amino-2-(ethoxymethyl)-7-[3-(2-oxopyrrolidin-1-yl)propoxy]-1*H*-imidazo[4,5-*c*]quinolin-1-yl}butyl)-*N'*-isopropylurea



15 Isopropyl isocyanate (0.187 mL, 1.90 mmol) was added dropwise to a stirred solution of 1-(3-{[4-amino-1-(4-aminobutyl)-2-(ethoxymethyl)-1*H*-imidazo[4,5-*c*]quinolin-7-yl]oxy}propyl)pyrrolidin-2-one dihydrochloride (prepared as described in Example 398, 1.0 g, 1.90 mmol) and triethylamine (0.530 mL, 3.80 mmol) in dichloromethane (20 mL) at room temperature. After 1.5 hours, the solvent was removed
20 under reduced pressure and the residue was purified by flash chromatography (silica gel, gradient elution with 2-12% CMA in chloroform) followed by recrystallization from acetonitrile to yield 0.730 g of *N*-(4-{4-amino-2-(ethoxymethyl)-7-[3-(2-oxopyrrolidin-1-yl)propoxy]-1*H*-imidazo[4,5-*c*]quinolin-1-yl}butyl)-*N'*-isopropylurea as an opaque solid, mp 98-101 °C.

¹H NMR (300 MHz, DMSO-*d*₆) δ 7.90 (d, *J* = 9.0 Hz, 1H), 7.05 (d, *J* = 2.6 Hz, 1H), 6.91 (dd, *J* = 9.0, 2.6 Hz, 1H), 6.55 (s, 2H), 5.69 (t, *J* = 5.7 Hz, 1H), 5.57 (d, *J* = 7.7 Hz, 1H), 4.74 (s, 2H), 4.53-4.48 (m, 2H), 4.04 (t, *J* = 6.3 Hz, 2H), 3.69-3.58 (m, 1H), 3.55 (q, *J* = 7.0 Hz, 2H), 3.40-3.34 (m, 4H), 3.03 (q, *J* = 6.3 Hz, 2H), 2.22 (t, *J* = 8.0 Hz, 2H), 2.00-1.88 (m, 4H), 1.88-1.76 (m, 2H), 1.58-1.48 (m, 2H), 1.16 (t, *J* = 7.0 Hz, 3H), 0.98 (d, *J* = 6.5 Hz, 6H);

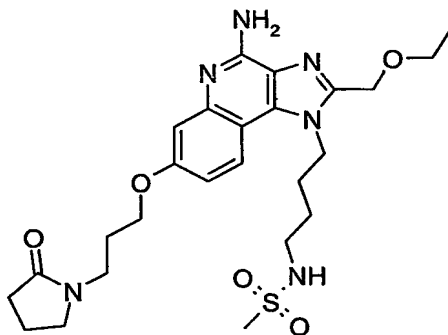
¹³C NMR (75 MHz, DMSO-*d*₆) δ 173.9, 157.5, 157.4, 152.2, 148.0, 146.8, 133.4, 124.8, 121.4, 111.7, 108.7, 108.0, 65.3, 64.2, 46.5, 45.1, 40.8, 39.1, 30.4, 27.3, 26.7, 23.2, 17.5, 14.9;

MS (ESI) *m/z* 540.3315 (540.3298 calcd for C₂₈H₄₁N₇O₄, M+H⁺);

Anal. calcd for C₂₈H₄₁N₇O₄: C, 62.32; H, 7.66; N, 18.17. Found: C, 61.95; H, 7.90; N, 18.46.

Example 400

N-(4-{4-Amino-2-(ethoxymethyl)-7-[3-(2-oxopyrrolidin-1-yl)propoxy]-1*H*-imidazo[4,5-*c*]quinolin-1-yl}butyl)methanesulfonamide



Using the procedure described in Example 399, 1-(3-{[4-amino-1-(4-aminobutyl)-2-(ethoxymethyl)-1*H*-imidazo[4,5-*c*]quinolin-7-yl]oxy}propyl)pyrrolidin-2-one dihydrochloride (prepared as described in Example 398, 1.0 g, 1.90 mmol) was converted into *N*-(4-{4-amino-2-(ethoxymethyl)-7-[3-(2-oxopyrrolidin-1-yl)propoxy]-1*H*-imidazo[4,5-*c*]quinolin-1-yl}butyl)methanesulfonamide using methanesulfonyl chloride (0.147 mL, 1.90 mmol) in lieu of isopropyl isocyanate. Recrystallization from acetonitrile afforded 0.246 g of *N*-(4-{4-amino-2-(ethoxymethyl)-7-[3-(2-oxopyrrolidin-1-yl)propoxy]-1*H*-imidazo[4,5-*c*]quinolin-1-yl}butyl)methanesulfonamide as white crystals, mp 157 °C.

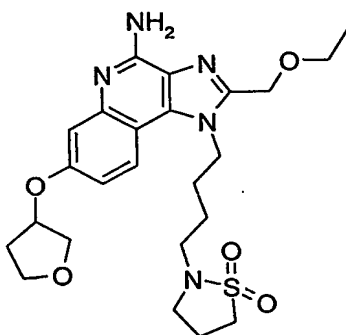
¹H NMR (300 MHz, DMSO-*d*₆) δ 7.96 (d, *J* = 9.0 Hz, 1H), 7.06 (d, *J* = 2.6 Hz, 1H), 6.99 (dd, *J* = 9.0, 2.6 Hz, 1H), 6.93 (dd, *J* = 9.0, 2.6 Hz, 1H), 6.65 (s, 2H), 4.75 (s, 2H), 4.55-4.50 (m, 2H), 4.04 (t, *J* = 6.2 Hz, 2H), 3.56 (q, *J* = 7.0 Hz, 2H), 3.40-3.34 (m, 4H), 2.99 (q, *J* = 6.3 Hz, 2H), 2.87 (s, 3H), 2.22 (t, *J* = 8.0 Hz, 2H), 2.00-1.83 (m, 6H), 1.69-1.59 (m, 2H), 1.17 (t, *J* = 7.0 Hz, 3H);

MS (ESI) *m/z* 533.2565 (533.2546 calcd for C₂₅H₃₆N₆O₅S, M+H⁺);

Anal. calcd for C₂₅H₃₆N₆O₅S: C, 56.37; H, 6.81; N, 15.78; S, 6.02. Found: C, 56.08; H, 6.74; N, 15.47; S, 6.31.

Example 401

1-[4-(1,1-Dioxidoisothiazolidin-2-yl)butyl]-2-(ethoxymethyl)-7-(tetrahydrofuran-3-yloxy)-1*H*-imidazo[4,5-*c*]quinolin-4-amine



Part A

A solution of *tert*-butyl 4-[7-(benzyloxy)-2-(ethoxymethyl)-1*H*-imidazo[4,5-*c*]quinolin-1-yl]butylcarbamate (prepared as described in Parts A-C of Example 397, 21.0 g, 41.6 mmol) and concentrated hydrochloric acid (13 mL) in ethanol (100 mL) was heated at reflux for 1 hour. The solution was allowed to cool to room temperature and a precipitate formed that was isolated by filtration to yield 12.10 g of 4-[7-(benzyloxy)-2-(ethoxymethyl)-1*H*-imidazo[4,5-*c*]quinolin-1-yl]butan-1-amine dihydrochloride as a light brown solid.

Part B

3-Chloropropanesulfonyl chloride (4.58 mL, 37.7 mmol) was added dropwise to a solution of 4-[7-(benzyloxy)-2-(ethoxymethyl)-1*H*-imidazo[4,5-*c*]quinolin-1-yl]butan-1-amine dihydrochloride (12.1 g, 25.3 mmol) and triethylamine (14.0 mL, 101 mmol) in

dichloromethane (168 mL) at room temperature. The solution was stirred for 17 hours, then transferred to a separatory funnel and washed with 5% aqueous sodium carbonate, water, and saturated aqueous sodium chloride. The organic layer was dried over anhydrous sodium sulfate, filtered, and concentrated under reduced pressure. The residue was dissolved in DMF (168 mL) and treated with 1,8-diazabicyclo[5.4.0]undec-7-ene (5.70 mL, 38 mmol). The solution was stirred for 40 hours, then the DMF was removed under reduced pressure. The residue was dissolved in dichloromethane and washed repeatedly with water then saturated aqueous sodium carbonate. The organic layer was dried over anhydrous sodium sulfate, filtered, and evaporated to afford 7-(benzyloxy)-1-[4-(1,1-dioxidoisothiazolidin-2-yl)butyl]-2-(ethoxymethyl)-1*H*-imidazo[4,5-*c*]quinoline in almost quantitative yield with some residual 1,8-diazabicyclo[5.4.0]undec-7-ene as a brown oil, which was used without further purification.

Part C

A mixture of 7-(benzyloxy)-1-[4-(1,1-dioxidoisothiazolidin-2-yl)butyl]-2-(ethoxymethyl)-1*H*-imidazo[4,5-*c*]quinoline (4.6 g, 9.04 mmol) and palladium hydroxide (1.5 g) in acetonitrile (50 mL) and methanol (75 mL) was hydrogenated on a Parr apparatus at 50 psi (3.5×10^5 Pa) for 28 hours. The mixture was filtered through CELITE filter agent, which was rinsed afterwards with 40% methanol in acetonitrile (600 mL). The filtrates were combined and concentrated under reduced pressure to yield a yellow solid that was triturated with acetonitrile and isolated by filtration to afford 2.2 g of 1-[4-(1,1-dioxidoisothiazolidin-2-yl)butyl]-2-(ethoxymethyl)-1*H*-imidazo[4,5-*c*]quinolin-7-ol as a pale yellow powder.

Part D

Using a modification of the method described in Part A of Example 392, 1-[4-(1,1-dioxidoisothiazolidin-2-yl)butyl]-2-(ethoxymethyl)-1*H*-imidazo[4,5-*c*]quinolin-7-ol (1.1 g, 2.63 mmol) was converted into 1-[4-(1,1-dioxidoisothiazolidin-2-yl)butyl]-2-(ethoxymethyl)-7-(tetrahydrofuran-3-yl)oxy)-1*H*-imidazo[4,5-*c*]quinoline, using 3-hydroxytetrahydrofuran (0.320 mL, 3.94 mmol) in lieu of 3-(methylthio)propan-1-ol. The reaction mixture was allowed to stir at ambient temperature for 72 hours, then was treated with 3 M hydrochloric acid (30 mL) and extracted with ethyl acetate. The aqueous layer was adjusted to a basic pH with saturated aqueous sodium carbonate and was extracted

with dichloromethane. The organic layer was washed with water and saturated sodium chloride, dried over anhydrous sodium sulfate, filtered, and concentrated under reduced pressure to afford 1.0 g of 1-[4-(1,1-dioxidoisothiazolidin-2-yl)butyl]-2-(ethoxymethyl)-7-(tetrahydrofuran-3-yloxy)-1*H*-imidazo[4,5-*c*]quinoline as a yellow waxy solid.

5 Part E

Using a modification of the method described in Part B of Example 392, 1-[4-(1,1-dioxidoisothiazolidin-2-yl)butyl]-2-(ethoxymethyl)-7-(tetrahydrofuran-3-yloxy)-1*H*-imidazo[4,5-*c*]quinoline (1.0 g, 2.05 mmol) was converted into 1-[4-(1,1-dioxidoisothiazolidin-2-yl)butyl]-2-(ethoxymethyl)-7-(tetrahydrofuran-3-yloxy)-1*H*-imidazo[4,5-*c*]quinolin-4-amine. In the workup, the layers were separated and the aqueous was extracted with chloroform. The combined organic layers were washed with water and saturated aqueous sodium chloride, dried over anhydrous sodium sulfate, filtered, and evaporated under reduced pressure. The crude product was recrystallized from acetonitrile to 0.511 g of 1-[4-(1,1-dioxidoisothiazolidin-2-yl)butyl]-2-(ethoxymethyl)-7-(tetrahydrofuran-3-yloxy)-1*H*-imidazo[4,5-*c*]quinolin-4-amine as red-tan crystals, mp 195.5-197 °C.

¹H NMR (300 MHz, DMSO-*d*₆) δ 7.95 (d, *J* = 9.0 Hz, 1H), 7.02 (d, *J* = 2.6 Hz, 1H), 6.90 (dd, *J* = 9.0, 2.6 Hz, 1H), 6.57 (s, 2H), 5.17-5.10 (m, 1H), 4.75 (s, 2H), 4.58-4.48 (m, 2H), 3.97-3.74 (m, 4H), 3.55 (q, *J* = 7.0 Hz, 2H), 3.19-3.13 (m, 4H), 2.93 (t, *J* = 6.6 Hz, 2H), 2.33-2.14 (m, 3H), 2.08-1.99 (m, 1H), 1.92-1.82 (m, 2H), 1.76-1.66 (m, 2H), 1.16 (t, *J* = 7.0 Hz, 3H);

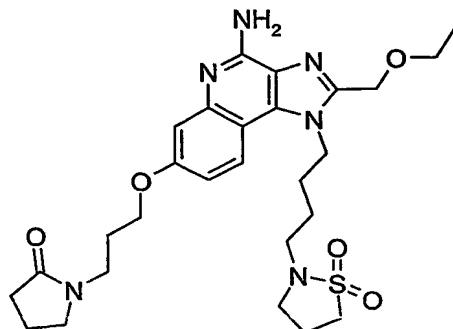
¹³C NMR (75 MHz, DMSO-*d*₆) δ 156.1, 152.3, 148.1, 146.9, 133.3, 124.9, 121.7, 112.2, 109.0, 108.8, 77.0, 72.3, 66.5, 65.3, 64.2, 46.5, 46.1, 45.0, 43.7, 32.5, 27.1, 24.3, 18.3, 14.9;

MS (ESI) *m/z* 504.2276 (504.2281 calcd for C₂₄H₃₃N₅O₅S, M+H⁺);

Anal. calcd for C₂₄H₃₃N₅O₅S: C, 57.24; H, 6.60; N, 13.91; S, 6.37. Found: C, 56.91; H, 6.47; N, 13.73; S, 6.50.

Example 402

1-(3-{{4-Amino-1-[4-(1,1-dioxidoisothiazolidin-2-yl)butyl]-2-(ethoxymethyl)-1*H*-imidazo[4,5-*c*]quinolin-7-yl]oxy}propyl)pyrrolidin-2-one



5 Using a modification of the procedures described in Parts D and E of Example 401, 1-[4-(1,1-dioxidoisothiazolidin-2-yl)butyl]-2-(ethoxymethyl)-1*H*-imidazo[4,5-*c*]quinolin-7-ol (prepared as described in Steps A-C of Example 401, 1.1 g, 2.63 mmol) was converted into 1-(3-{{4-amino-1-[4-(1,1-dioxidoisothiazolidin-2-yl)butyl]-2-(ethoxymethyl)-1*H*-imidazo[4,5-*c*]quinolin-7-yl]oxy}propyl)pyrrolidin-2-one, using 1-(3-
10 hydroxypropyl)pyrrolidin-2-one in lieu of 3-hydroxytetrahydrofuran in step D. Purification by chromatography on a HORIZON HPFC system (silica gel, gradient elution with 1-20% CMA in chloroform) followed by trituration with acetonitrile and isolation by filtration afforded 0.551 g of 1-(3-{{4-amino-1-[4-(1,1-dioxidoisothiazolidin-2-yl)butyl]-2-(ethoxymethyl)-1*H*-imidazo[4,5-*c*]quinolin-7-yl]oxy}propyl)pyrrolidin-2-one as a white
15 solid, mp 142-144 °C.

¹H NMR (300 MHz, DMSO-*d*₆) δ 7.94 (d, *J* = 9.0 Hz, 1H), 7.05 (d, *J* = 2.6 Hz, 1H), 6.91 (dd, *J* = 8.9, 2.6 Hz, 1H), 6.52 (s, 2H), 4.75 (s, 2H), 4.55-4.50 (m, 2H), 4.04 (t, *J* = 6.2 Hz, 2H), 3.55 (q, *J* = 7.0 Hz, 2H), 3.40-3.34 (m, 4H), 3.18-3.13 (m, 4H), 2.94 (t, *J* = 6.6 Hz, 2H), 2.24-2.14 (m, 4H), 2.00-1.82 (m, 6H), 1.76-1.66 (m, 2H), 1.16 (t, *J* = 7.0 Hz, 3H);

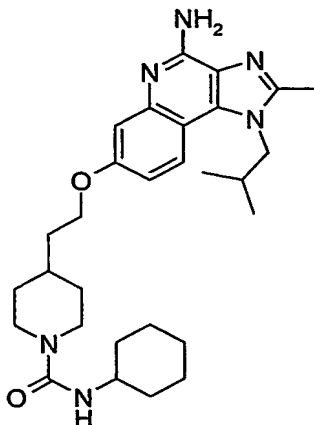
20 ¹³C NMR (75 MHz, DMSO-*d*₆) δ 173.9, 157.5, 152.3, 148.0, 147.0, 133.3, 124.8, 121.4, 111.7, 108.7, 108.0, 65.3, 65.3, 64.1, 46.5, 46.1, 44.9, 43.7, 39.1, 30.4, 27.1, 26.7, 24.3, 18.3, 17.5, 14.9;

MS (ESI) *m/z* 559.2718 (559.2703 calcd for C₂₇H₃₈N₆O₅S, M+H⁺);

Anal. calcd for C₂₇H₃₈N₆O₅S: C, 58.05; H, 6.86; N, 15.04. Found: C, 57.95; H, 7.22; N,
25 15.15.

Example 403

4-{2-[(4-Amino-1-isobutyl-2-methyl-1*H*-imidazo[4,5-*c*]quinolin-7-yl)oxy]ethyl}-*N*-cyclohexylpiperidine-1-carboxamide



5

The preparation of 2-methyl-1-(2-methylpropyl)-7-(2-piperidin-4-ylethoxy)-1*H*-imidazo[4,5-*c*]quinolin-4-amine is described in Example 24. Cyclohexyl isocyanate (0.100 mL, 0.786 mmol) was added dropwise to a stirred solution of 2-methyl-1-(2-methylpropyl)-7-(2-piperidin-4-ylethoxy)-1*H*-imidazo[4,5-*c*]quinolin-4-amine (0.300 g, 0.786 mmol) in dichloromethane (10 mL) at 0 °C. After 30 minutes, the solution was concentrated under reduced pressure and the resulting residue was purified by flash chromatography (silica gel, sequential elution with 2% and 5% methanol in dichloromethane) followed by recrystallization from ethanol to afford 0.141 g of 4-{2-[(4-amino-1-isobutyl-2-methyl-1*H*-imidazo[4,5-*c*]quinolin-7-yl)oxy]ethyl}-*N*-cyclohexylpiperidine-1-carboxamide as a white powder, mp 213.7-215.7 °C.

10

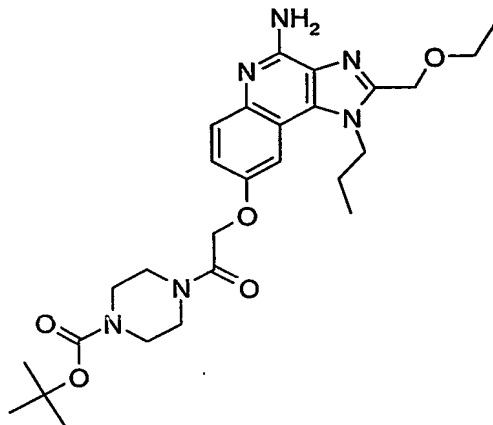
15

¹H NMR (300 MHz, DMSO-*d*₆) δ 7.85 (d, *J* = 9.5 Hz, 1H), 7.05 (d, *J* = 3.0 Hz, 1H), 6.89 (dd, *J* = 8.6, 2.5 Hz, 1H), 6.43 (s, 2H), 6.06 (d, *J* = 7.6 Hz, 1H), 4.27 (d, *J* = 7.5 Hz, 2H), 4.09 (t, *J* = 6.0 Hz, 2H), 4.0-3.92 (m, 2H), 3.44-3.30 (m, 1H), 2.64-2.56 (m, 2H), 2.56 (s, 3H), 2.23-2.09 (m, 1H), 1.77-1.50 (m, 10H), 1.3-0.96 (m, 7H), 0.93 (d, *J* = 6.7 Hz, 6H); MS (ESI) *m/z* 507.3465 (507.3448 calcd for C₂₉H₄₂N₆O₂, M+H⁺); Anal. calcd for C₂₉H₄₂N₆O₂•0.5H₂O: C, 67.54; H, 8.41; N, 16.30. Found: C, 67.78; H, 8.43; N, 16.46.

20

Example 404

tert-Butyl 4-({[4-amino-2-(ethoxymethyl)-1-propyl-1*H*-imidazo[4,5-*c*]quinolin-8-yl]oxy}acetyl)piperazine-1-carboxylate



5 Part A

Di-*tert*-butyl dicarbonate (19.05 g, 0.087 mol) in dichloromethane (218 mL) was added dropwise over 2 hours to a solution of piperazine (15.0 g, 0.174 mol) in dichloromethane (436 mL). The reaction mixture was allowed to stir for 16 hours, then the solution was concentrated under reduced pressure to yield a solid that was treated with
10 water (500 mL). The mixture was stirred vigorously and a white solid was isolated by filtration and washed with water. The solid was discarded. The filtrate was extracted with dichloromethane. The organic layer was dried over anhydrous sodium sulfate, filtered, and concentrated under reduced pressure to yield 12.7 g of *tert*-butyl piperazine-1-carboxylate as clear yellow crystals.

15 Part B

Bromoacetyl bromide (2.97 mL, 34.1 mmol) in dichloromethane (25 mL) was added dropwise to the solution of *tert*-butyl piperazine-1-carboxylate (6.35 g, 34.1 mmol) and diisopropylethylamine (5.8 mL, 33.3 mmol) in dichloromethane (38 mL) at 0 °C. The solution was allowed to warm to ambient temperature and was stirred for 2 hours, then
20 was poured into a separatory funnel. The solution was washed with water, dried over anhydrous sodium sulfate, filtered, and concentrated under reduced pressure. Purification by flash chromatography (silica gel, eluting sequentially with 20%, 33%, and finally 50% ethyl acetate in hexanes) afforded 4.05 g of *tert*-butyl 4-(2-bromoacetyl)piperazine-1-carbamate as a brown crystalline solid.

Part C

The synthesis of 2-(ethoxymethyl)-1-propyl-1*H*-imidazo[4,5-*c*]quinolin-8-ol is described in Parts A-I of Example 2. A mixture of 2-ethoxymethyl-1-propyl-1*H*-imidazo[4,5-*c*]quinolin-8-ol (4.5 g, 15.8 mmol), *tert*-butyl 4-(2-bromoacetyl)piperazine-1-carbamate (4.57 g, 14.9 mmol), and potassium carbonate (3.27 g, 23.7 mmol) in DMF (158 mL) was heated to 55 °C for 2.5 hours, then was allowed to cool to room temperature and was stirred for 16 hours. The solution was poured into water (500 mL), which was extracted with diethyl ether (300 mL), ethyl acetate (300 mL) and dichloromethane (300 mL). The combined organic layers were concentrated under reduced pressure. The crude product was purified by flash chromatography (silica gel, gradient elution with 0-5% methanol in dichloromethane to provide 7.9 g of *tert*-butyl 4-({[2-(ethoxymethyl)-1-propyl-1*H*-imidazo[4,5-*c*]quinolin-8-yl]oxy}acetyl)piperazine-1-carboxylate as a tan waxy solid that contained 15% of DMF by weight.

Part D

The material from Part C was dissolved in chloroform (150 mL) and treated with mCPBA (70% w/w, 3.80 g, 15.4 mmol). The solution was stirred for 30 minutes, and additional mCPBA (1.0 g) was added. After 1 hour, the reaction was diluted with chloroform (150 mL) and washed with 1:1 saturated aqueous sodium carbonate/water. The layers were separated and the aqueous layer was extracted with chloroform. The organic layers were combined, washed with water and saturated aqueous sodium chloride, dried over sodium sulfate, filtered, and concentrated under reduced pressure to afford 14.9 g of approximately 54% pure *tert*-butyl 4-({[2-(ethoxymethyl)-5-oxido-1-propyl-1*H*-imidazo[4,5-*c*]quinolin-8-yl]oxy}acetyl)piperazine-1-carboxylate was isolated as a red-orange oil, which was used in the next step without purification.

Part E

A modification of the procedure described in Part C of Example 393 was used to convert the material from Part D into *tert*-butyl 4-({[4-amino-2-(ethoxymethyl)-1-propyl-1*H*-imidazo[4,5-*c*]quinolin-8-yl]oxy}acetyl)piperazine-1-carboxylate. After the *p*-toluenesulfonyl chloride (2.93 g, 15.4 mmol) was added, the reaction mixture was allowed to stir for 1 hour, then the ice bath was replaced with a water bath and the reaction mixture was allowed to stir for 16 hours. The mixture was diluted with dichloromethane and the

layers were separated. The reaction was worked up as described in Example 393 and the crude product was recrystallized from acetonitrile to yield 4.7 g of *tert*-butyl 4-({[4-amino-2-(ethoxymethyl)-1-propyl-1*H*-imidazo[4,5-*c*]quinolin-8-yl]oxy}acetyl)piperazine-1-carboxylate as tan crystals, mp 192-197 °C (decomposition).

5 ¹H NMR (300 MHz, DMSO-*d*₆) δ 7.55 (d, *J* = 9.1 Hz, 1H), 7.41 (d, *J* = 2.7 Hz, 1H), 7.15 (dd, *J* = 9.1, 2.6 Hz, 1H), 6.36 (s, 2H), 4.96 (s, 2H), 4.77 (s, 2H), 4.54-4.49 (m, 2H), 3.59-3.31 (m, 10H), 1.93-1.81 (m, 2H), 1.41 (s, 9H), 1.16 (t, *J* = 7.0 Hz, 3H), 1.02 (t, *J* = 7.3 Hz, 3H);

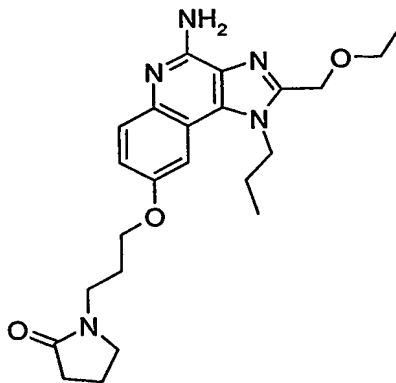
¹³C NMR (75 MHz, DMSO-*d*₆) δ 166.4, 153.7, 152.5, 150.6, 149.0, 140.2, 132.7, 127.5, 126.6, 117.0, 114.4, 102.8, 79.2, 66.9, 65.3, 64.2, 46.7, 44.2, 41.1, 28.0, 23.3, 14.9, 10.8; MS (ESI) *m/z* 527.2992 (527.2982 calcd for C₂₇H₃₈N₆O₅, M+H⁺);

10 Anal. calcd for C₂₇H₃₈N₆O₅: C, 61.58; H, 7.27; N, 15.96. Found: C, 61.41; H, 7.49; N, 15.96.

15

Example 405

1-(3-{{[4-Amino-2-(ethoxymethyl)-1-propyl-1*H*-imidazo[4,5-*c*]quinolin-8-yl]oxy}propyl)pyrrolidin-2-one



Part A

20

The synthesis of 2-(ethoxymethyl)-1-propyl-1*H*-imidazo[4,5-*c*]quinolin-8-ol is described in Parts A-I of Example 2. A modification of the method described in Part A of Example 392 was used to convert 2-ethoxymethyl-1-propyl-1*H*-imidazo[4,5-*c*]quinolin-8-ol (1.5 g, 5.26 mmol) into 1-[3-(2-ethoxymethyl-1-propyl-1*H*-imidazo[4,5-*c*]quinolin-8-yloxy)propyl]-pyrrolidin-2-one using 1-(3-hydroxypropyl)pyrrolidin-2-one (1.02 mL, 7.88

mL) in lieu of 3-(methylthio)propan-1-ol. After the reaction mixture was allowed to stir for 16 hours at ambient temperature, additional diisopropyl azodicarboxylate, triphenylphosphine, and 1-(3-hydroxypropyl)pyrrolidin-2-one (0.5 equivalent of each) were added and the reaction mixture was allowed to stir for 2 hours. The solvent was removed under reduced pressure and the resulting residue was purified by flash chromatography (silica gel, elution with ethyl acetate followed by gradient elution with 1-5% methanol in dichloromethane) to yield 2.9 g of 1-[3-(2-ethoxymethyl-1-propyl-1*H*-imidazo[4,5-*c*]quinolin-8-yloxy)propyl]-pyrrolidin-2-one a pale yellow solid.

Part B

3-Chloroperoxybenzoic acid (50% pure, 1.8 g, 5.26 mmol) was added to a solution of 1-[3-(2-ethoxymethyl-1-propyl-1*H*-imidazo[4,5-*c*]quinolin-8-yloxy)propyl]-pyrrolidin-2-one (2.9 g, 5.26 mmol) in chloroform (50 mL). After 30 minutes, saturated aqueous sodium carbonate (20 mL) was added to the solution and the resulting mixture was allowed to stir for 1 hour. The layers were separated and the aqueous layer was extracted with chloroform (3 x 50 mL). The organic layers were combined, washed with water and saturated aqueous sodium chloride, dried over anhydrous sodium sulfate, filtered, and concentrated under reduced pressure. The crude product was purified by flash chromatography (silica gel, gradient elution with 1-4% methanol in dichloromethane) to yield 1.56 g of 1-(3-{[2-(ethoxymethyl)-5-oxido-1-propyl-1*H*-imidazo[4,5-*c*]quinolin-8-yl]oxy}propyl)pyrrolidin-2-one as a tan foam.

Step C

p-Toluenesulfonyl chloride (0.700 g, 3.66 mmol) was added to a stirred mixture of 1-(3-{[2-(ethoxymethyl)-5-oxido-1-propyl-1*H*-imidazo[4,5-*c*]quinolin-8-yl]oxy}propyl)pyrrolidin-2-one (1.56 g, 3.66 mmol), ammonium hydroxide (24 mL), and dichloromethane (36 mL) at room temperature. After 16 hours, the layers were separated and the aqueous layer was extracted with dichloromethane (3 x 50 mL). The organic layers were combined, washed with water and saturated aqueous sodium chloride, dried over anhydrous sodium sulfate, filtered, and concentrated under reduced pressure. Recrystallization from acetonitrile afforded 0.759 g of 1-(3-{[4-amino-2-(ethoxymethyl)-1-propyl-1*H*-imidazo[4,5-*c*]quinolin-8-yl]oxy}propyl)pyrrolidin-2-one as off-white needles, mp 188.5-190 °C.

¹H NMR (300 MHz, DMSO-*d*₆) δ 7.54 (d, *J* = 9.1 Hz, 1H), 7.36 (d, *J* = 2.6 Hz, 1H), 7.11 (dd, *J* = 9.1, 2.6 Hz, 1H), 6.33 (s, 2H), 4.76 (s, 2H), 4.53-4.48 (m, 2H), 4.07 (t, *J* = 6.2 Hz, 2H), 3.54 (q, *J* = 7.0 Hz, 2H), 3.37 (t, *J* = 7.0 Hz, 4H), 2.22-2.17 (m, 2H), 2.00-1.83 (m, 6H), 1.15 (t, *J* = 7.0 Hz, 3H), 1.02 (t, *J* = 7.3 Hz, 3H);

5 ¹³C NMR (75 MHz, DMSO-*d*₆) δ 173.8, 153.0, 150.5, 148.9, 140.0, 132.7, 127.6, 126.6, 117.2, 114.6, 102.3, 65.8, 65.3, 64.2, 46.8, 46.4, 39.1, 30.4, 26.8, 23.3, 17.5, 14.9, 10.7;

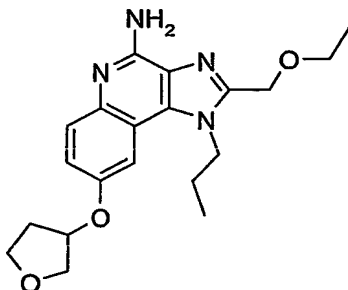
MS (ESI) *m/z* 426.2518 (426.2505 calcd for C₂₃H₃₁N₅O₃, M+H⁺);

Anal. calcd for C₂₃H₃₁N₅O₃: C, 64.92; H, 7.34; N, 16.46. Found: C, 64.80; H, 6.99; N, 16.37.

10

Example 406

2-(Ethoxymethyl)-1-propyl-8-(tetrahydrofuran-3-yloxy)-1*H*-imidazo[4,5-*c*]quinolin-4-amine



15 The synthesis of 2-(ethoxymethyl)-1-propyl-1*H*-imidazo[4,5-*c*]quinolin-8-ol is described in Parts A-I of Example 2. A modification of the method described in Part A of Example 405 was used to convert 2-ethoxymethyl-1-propyl-1*H*-imidazo[4,5-*c*]quinolin-8-ol into 2-(ethoxymethyl)-1-propyl-8-(tetrahydrofuran-3-yloxy)-1*H*-imidazo[4,5-*c*]quinoline using 3-hydroxytetrahydrofuran in lieu of 1-(3-hydroxypropyl)pyrrolidin-2-one. Modifications of the methods described in Parts B and C of Example 405 were used to convert 2-(ethoxymethyl)-1-propyl-8-(tetrahydrofuran-3-yloxy)-1*H*-imidazo[4,5-*c*]quinoline into 2-(ethoxymethyl)-1-propyl-8-(tetrahydrofuran-3-yloxy)-1*H*-imidazo[4,5-*c*]quinolin-4-amine. Parts B and C were combined by omitting the aqueous work up of Part B, in other words, the ammonium hydroxide and *p*-toluenesulfonyl chloride reagents used in Part C were added to the reaction mixture in Part B. The reaction was worked up

20

25

as described in Part C of Example 405. 2-(Ethoxymethyl)-1-propyl-8-(tetrahydrofuran-3-yloxy)-1*H*-imidazo[4,5-*c*]quinolin-4-amine was isolated as tan needles, mp 173-175 °C.

¹H NMR (300 MHz, DMSO-*d*₆) δ 7.56 (d, *J* = 9.1 Hz, 1H), 7.34 (d, *J* = 2.7 Hz, 1H), 7.11 (dd, *J* = 9.1, 2.6 Hz, 1H), 6.36 (s, 2H), 5.21-5.14 (m, 1H), 4.78 (s, 2H), 4.58-4.48 (m, 2H),
 3.97-3.76 (m, 4H), 3.56 (q, *J* = 7.0 Hz, 2H), 2.31-2.19 (m, 1H), 2.13-2.04 (m, 1H), 1.97-1.84 (m, 2H), 1.16 (t, *J* = 7.0 Hz, 3H), 1.02 (t, *J* = 7.4 Hz, 3H);

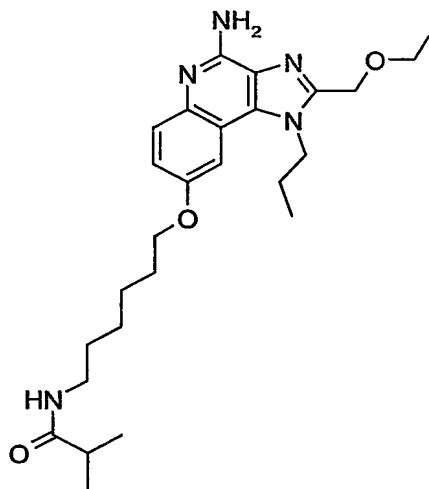
¹³C NMR (75 MHz, DMSO-*d*₆) δ 151.5, 150.6, 148.9, 140.4, 132.6, 127.8, 126.7, 117.8, 114.6, 103.3, 77.4, 72.2, 66.4, 65.3, 64.2, 46.8, 32.3, 23.3, 14.9, 10.8;

MS (ESI) *m/z* 371.2084 (371.2083 calcd for C₂₀H₂₆N₄O₃, M+H⁺);

Anal. calcd for C₂₀H₂₆N₄O₃: C, 64.85; H, 7.07; N, 15.12. Found: C, 64.50; H, 7.09; N, 15.29.

Example 407

N-(6-{{[4-Amino-2-(ethoxymethyl)-1-propyl-1*H*-imidazo[4,5-*c*]quinolin-8-yl]oxy}hexyl)-2-methylpropanamide



Part A

The synthesis of 2-(ethoxymethyl)-1-propyl-1*H*-imidazo[4,5-*c*]quinolin-8-ol is described in Parts A-I of Example 2. The general method described in Part L of Example 2 was followed. 2-(Ethoxymethyl)-1-propyl-1*H*-imidazo[4,5-*c*]quinolin-8-ol (4.43 g, 15.5 mmol) was treated with *tert*-butyl 6-iodohexylcarbamate (prepared as described in Part F of Example 45, 6.1 g, 18.6 mmol). After the work up, the crude product was not purified

to yield 9.9 g of *tert*-butyl 6-{{2-(ethoxymethyl)-1-propyl-1*H*-imidazo[4,5-*c*]quinolin-8-yl}oxy}hexylcarbamate as a tan waxy solid that contained DMF and dichloromethane.

Part B

A modification of the procedure described in Part B of Example 392 was used to
5 convert the crude *tert*-butyl 6-{{2-(ethoxymethyl)-1-propyl-1*H*-imidazo[4,5-*c*]quinolin-8-yl}oxy}hexylcarbamate from Part A into *tert*-butyl 6-{{4-amino-2-(ethoxymethyl)-1-propyl-1*H*-imidazo[4,5-*c*]quinolin-8-yl}oxy}hexylcarbamate. The reaction mixture was transferred to a separatory funnel and the layers were separated. The aqueous layer was extracted with dichloromethane (2 x 100 mL). The organic layers were combined, washed
10 with 5% aqueous sodium bicarbonate, water, and saturated aqueous sodium chloride. The organic layer was then dried over anhydrous sodium sulfate, filtered, and concentrated under reduced pressure. The crude product was purified by flash chromatography (silica gel, gradient elution 1-5% methanol in dichloromethane) to afford 4.60 g of *tert*-butyl 6-{{4-amino-2-(ethoxymethyl)-1-propyl-1*H*-imidazo[4,5-*c*]quinolin-8-yl}oxy}hexylcarbamate as a tan solid that contained some impurities but was used in the
15 next step without further purification.

Part C

A solution of the material from Part B in 4.0 M ethanolic hydrogen chloride (22 mL) was heated at reflux for 1 hour. The solution was allowed to cool to room
20 temperature and was concentrated under reduced pressure to yield an oily residue. Water (approximately 10 mL) and saturated aqueous sodium chloride (10 mL) were added to the oily residue, then the solution was adjusted to approximately pH 13 with 50% aqueous sodium hydroxide. The aqueous solution was extracted with 9:1 chloroform/methanol (2 x 100 mL). The organic layers were combined, dried over anhydrous magnesium sulfate,
25 filtered, and concentrated under reduced pressure. The crude product was triturated with acetonitrile and a solid was isolated by filtration to afford 3.1 g of 8-(6-aminohexyloxy)-2-(ethoxymethyl)-1-propyl-1*H*-imidazo[4,5-*c*]quinolin-4-ylamine as a pale violet solid.

Part D

Isobutyryl chloride (0.236 mL, 2.25 mmol) was added dropwise, followed by
30 triethylamine (0.2 mL, 1.4 mmol), to a stirred slurry of 8-(6-aminohexyloxy)-2-(ethoxymethyl)-1-propyl-1*H*-imidazo[4,5-*c*]quinolin-4-ylamine (0.900 g, 2.25 mmol) in

dichloromethane (25 mL) at room temperature. After 30 minutes, water (15 mL) was added and the mixture was allowed to stir for 30 minutes. The layers were separated and the aqueous layer was extracted with dichloromethane. The organic layers were combined, washed with water and brine, dried over anhydrous sodium sulfate, filtered and concentrated under reduced pressure. Purification by flash chromatography (silica gel, gradient elution with 1-6% CMA in chloroform) followed by recrystallization from acetonitrile afforded 0.285 g of *N*-(6-{{[4-amino-2-(ethoxymethyl)-1-propyl-1*H*-imidazo[4,5-*c*]quinolin-8-yl]oxy}hexyl)-2-methylpropanamide as a white crystalline solid, mp 136-138 °C.

¹H NMR (300 MHz, DMSO-*d*₆) δ 7.64 (t, *J* = 5.5 Hz, 1H), 7.53 (d, *J* = 9.1 Hz, 1H), 7.35 (d, *J* = 2.6 Hz, 1H), 7.10 (dd, *J* = 9.1, 2.6 Hz, 1H), 6.31 (s, 2H), 4.76 (s, 2H), 4.53-4.48 (m, 2H), 4.07 (t, *J* = 6.5 Hz, 2H), 3.54 (q, *J* = 7.0 Hz, 2H), 3.02 (q, *J* = 6.1 Hz, 2H), 2.37-2.23 (m, 1H), 1.96-1.83 (m, 2H), 1.80-1.71 (m, 2H), 1.50-1.26 (m, 6H), 1.15 (t, *J* = 7.0 Hz, 3H), 1.02 (t, *J* = 7.4 Hz, 3H), 0.96 (d, *J* = 6.9 Hz, 6H);

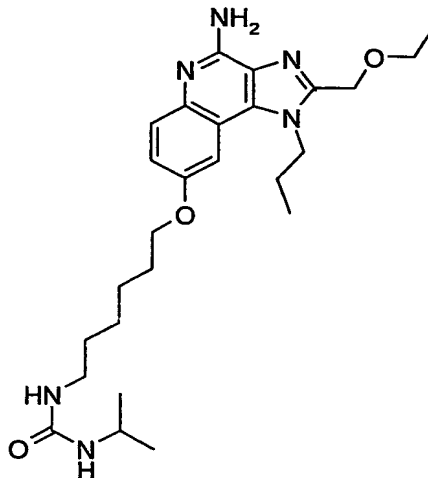
¹³C NMR (75 MHz, DMSO-*d*₆) δ 175.8, 153.2, 150.5, 148.8, 139.9, 132.7, 127.6, 126.6, 117.2, 114.6, 102.1, 67.6, 65.3, 64.2, 46.7, 38.2, 34.0, 29.1, 28.7, 26.1, 25.3, 23.3, 19.6, 14.9, 10.7;

MS (ESI) *m/z* 470.3118 (470.3131 calcd for C₂₆H₃₉N₅O₃, M+H⁺);

Anal. calcd for C₂₆H₃₉N₅O₃: C, 66.50; H, 8.37; N, 14.91. Found: C, 66.24; H, 8.35; N, 14.77.

Example 408

N-(6-{{[4-Amino-2-(ethoxymethyl)-1-propyl-1*H*-imidazo[4,5-*c*]quinolin-8-yl]oxy}hexyl)-*N'*-isopropylurea



5 A modification of the procedure described in Part A of Example 369 was used to convert 8-(6-aminohexyloxy)-2-(ethoxymethyl)-1-propyl-1*H*-imidazo[4,5-*c*]quinolin-4-ylamine (prepared as described in Parts A-C of Example 407, 0.900 g, 2.25 mmol) into *N*-(6-{{[4-amino-2-(ethoxymethyl)-1-propyl-1*H*-imidazo[4,5-*c*]quinolin-8-yl]oxy}hexyl)-*N'*-isopropylurea. The crude product was purified by flash chromatography followed by
10 recrystallization from acetonitrile to provide 0.528 g of *N*-(6-{{[4-amino-2-(ethoxymethyl)-1-propyl-1*H*-imidazo[4,5-*c*]quinolin-8-yl]oxy}hexyl)-*N'*-isopropylurea as flocculent white crystals, mp 167-169 °C.

¹H NMR (300 MHz, DMSO-*d*₆) δ 7.53 (d, *J* = 9.1 Hz, 1H), 7.35 (d, *J* = 2.6 Hz, 1H), 7.10 (dd, *J* = 9.1, 2.6 Hz, 1H), 6.31 (s, 2H), 5.63 (t, *J* = 5.6 Hz, 1H), 5.54 (d, *J* = 7.7 Hz, 1H),
15 4.76 (s, 2H), 4.53-4.48 (m, 2H), 4.07 (t, *J* = 6.5 Hz, 2H), 3.70-3.57 (m, 1H), 3.54 (q, *J* = 7.0 Hz, 2H), 2.96 (q, *J* = 6.1 Hz, 2H), 1.96-1.83 (m, 2H), 1.80-1.71 (m, 2H), 1.49-1.26 (m, 6H), 1.15 (t, *J* = 7.0 Hz, 3H), 1.02 (t, *J* = 7.3 Hz, 3H), 0.98 (d, *J* = 6.5 Hz, 6H);

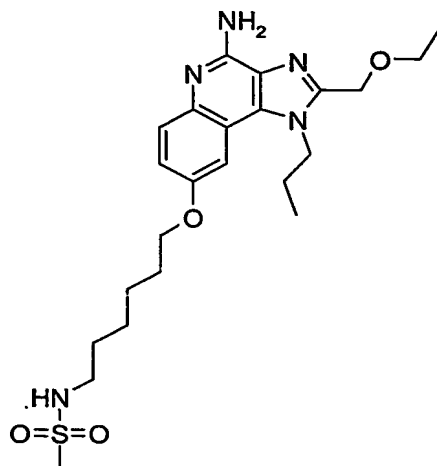
¹³C NMR (75 MHz, DMSO-*d*₆) δ 157.4, 153.2, 150.5, 148.8, 139.9, 132.7, 127.6, 126.6, 117.2, 114.6, 102.1, 67.7, 65.3, 64.2, 46.8, 40.7, 39.0, 30.0, 28.7, 26.2, 25.3, 23.3, 23.2,
20 14.9, 10.7;

MS (ESI) *m/z* 485.3237 (485.3240 calcd for C₂₆H₄₀N₆O₃, M+H⁺);

Anal. calcd for C₂₆H₄₀N₆O₃: C, 64.44; H, 8.32; N, 17.34. Found: C, 64.15; H, 8.43; N, 17.21.

Example 409

N-(6-{{4-Amino-2-(ethoxymethyl)-1-propyl-1*H*-imidazo[4,5-*c*]quinolin-8-yl}oxy}hexyl)methanesulfonamide



5

A modification of the procedure described in Part D of Example 407 was used to convert 8-(6-aminohexyloxy)-2-(ethoxymethyl)-1-propyl-1*H*-imidazo[4,5-*c*]quinolin-4-ylamine (prepared as described in Parts A-C of Example 407, 0.900 g, 2.25 mmol) into *N*-(6-{{4-amino-2-(ethoxymethyl)-1-propyl-1*H*-imidazo[4,5-*c*]quinolin-8-yl}oxy}hexyl)methanesulfonamide. The reaction was run using methanesulfonyl chloride (0.174 mL, 2.25 mmol) in lieu of isobutyryl chloride and without triethylamine. The reaction was quenched with saturated aqueous sodium carbonate (10 mL) instead of water. The crude product was purified by flash chromatography followed by recrystallization from acetonitrile to afford 0.350 g of *N*-(6-{{4-amino-2-(ethoxymethyl)-1-propyl-1*H*-imidazo[4,5-*c*]quinolin-8-yl}oxy}hexyl)methanesulfonamide as flocculent white crystals, mp 164-167 °C.

10

15

20

¹H NMR (300 MHz, DMSO-*d*₆) δ 7.53 (d, *J* = 9.1 Hz, 1H), 7.36 (d, *J* = 2.6 Hz, 1H), 7.10 (dd, *J* = 9.1, 2.6 Hz, 1H), 6.91 (t, *J* = 5.8 Hz, 1H), 6.31 (s, 2H), 4.76 (s, 2H), 4.54-4.48 (m, 2H), 4.08 (t, *J* = 6.5 Hz, 2H), 3.54 (q, *J* = 7.0 Hz, 2H), 2.92 (q, *J* = 6.6 Hz, 2H), 2.86 (s, 3H), 1.96-1.84 (m, 2H), 1.81-1.72 (m, 2H), 1.53-1.31 (m, 6H), 1.15 (t, *J* = 7.0 Hz, 3H), 1.02 (t, *J* = 7.4 Hz, 3H);

¹³C NMR (75 MHz, DMSO-*d*₆) δ 153.2, 150.5, 148.8, 139.9, 132.7, 127.6, 126.6, 117.2, 114.6, 102.1, 67.6, 65.3, 64.2, 46.8, 42.4, 39.1, 29.4, 28.6, 25.9, 25.2, 23.3, 14.9, 10.7;

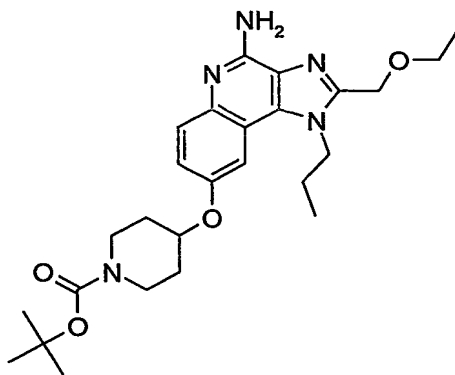
MS (ESI) m/z 478.2485 (478.2488 calcd for $C_{23}H_{35}N_5O_4S$, $M+H^+$);

Anal. calcd for $C_{23}H_{35}N_5O_4S$: C, 57.84; H, 7.39; N, 14.66. Found: C, 57.97; H, 7.60; N, 14.67.

5

Example 410

tert-Butyl 4-{{[4-amino-2-(ethoxymethyl)-1-propyl-1*H*-imidazo[4,5-*c*]quinolin-8-yl]oxy}piperidine-1-carboxylate



Part A

10

The synthesis of 2-(ethoxymethyl)-1-propyl-1*H*-imidazo[4,5-*c*]quinolin-8-ol is described in Parts A-I of Example 2. The general method described in Part A of Example 374 was followed starting with 2-(ethoxymethyl)-1-propyl-1*H*-imidazo[4,5-*c*]quinolin-8-ol (6.0 g, 21.0 mmol). The crude product was purified by flash chromatography (silica gel, gradient elution with 1-7% CMA in chloroform) to yield 9.76 g of *tert*-butyl 4-{{[2-

15 (ethoxymethyl)-1-propyl-1*H*-imidazo[4,5-*c*]quinolin-8-yl]oxy}piperidine-1-carboxylate as a slightly impure tan semi-solid that was used in the next step without further purification.

Part B

20

A solution of the material from Part A (9.7 g, 20.7 mmol) and 32% peracetic acid in acetic acid (7.36 mL, 31.0 mmol) in ethyl acetate (69 mL) was heated at 50 °C for 3.5

25 hours. A solution of sodium metabisulfite (4.92 g, 25.9 mmol) in water (10 mL) was added over 15 minutes. The reaction mixture was allowed to stir at 50 °C for 30 minutes. Heating was discontinued and the reaction was adjusted to pH 10 with 50% aqueous sodium hydroxide. The mixture was allowed to cool to ambient temperature and was transferred to a separatory funnel. The layers were separated and the aqueous layer was extracted with ethyl acetate. The organic layers were combined and washed with water

and saturated aqueous sodium chloride. The aqueous layers were combined and were back-extracted with dichloromethane. All the organic layers were combined, dried over anhydrous sodium sulfate, filtered, and concentrated under reduced pressure. The crude product was purified by chromatography on a HORIZON HPFC system (silica gel, gradient elution with 10-22% CMA in chloroform) to yield 4.5 g of *tert*-butyl 4-[[2-(ethoxymethyl)-5-oxido-1-propyl-1*H*-imidazo[4,5-*c*]quinolin-8-yl]oxy]piperidine-1-carboxylate as a orange-white solid.

Part C

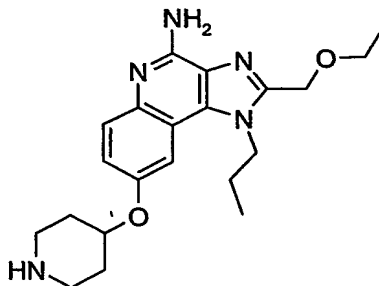
Trichloroacetyl isocyanate (1.22 mL, 10.2 mmol) was added dropwise a stirred solution of *tert*-butyl 4-[[2-(ethoxymethyl)-5-oxido-1-propyl-1*H*-imidazo[4,5-*c*]quinolin-8-yl]oxy]piperidine-1-carboxylate (4.5 g, 9.29 mmol) in dichloromethane (90 mL) at room temperature. After 1.5 hours, ammonium hydroxide (4.5 mL) was added and the mixture was allowed to stir for 1 hour. Saturated aqueous sodium carbonate (60 mL) and water (20 mL) were added to the mixture. After 30 minutes, the mixture was transferred to a separatory funnel and the layers were separated. The aqueous layer was extracted with chloroform (2 x 100 mL). The organic layers were combined, washed with water and saturated aqueous sodium chloride, dried over anhydrous sodium sulfate, filtered, and concentrated under reduced pressure. The crude product was purified by chromatography on a HORIZON HPFC system (silica gel, gradient elution with 1-25% CMA in chloroform) followed by recrystallization from acetonitrile to yield 2.3 g of *tert*-butyl 4-[[4-amino-2-(ethoxymethyl)-1-propyl-1*H*-imidazo[4,5-*c*]quinolin-8-yl]oxy]piperidine-1-carboxylate as a gray solid, mp 179.5-181 °C.

¹H NMR (300 MHz, DMSO-*d*₆) δ 7.55 (d, *J* = 9.0 Hz, 1H), 7.42 (d, *J* = 2.5 Hz, 1H), 7.16 (dd, *J* = 9.0, 2.6 Hz, 1H), 6.36 (s, 2H), 4.77 (s, 2H), 4.69-4.61 (m, 1H), 4.55-4.50 (m, 2H), 3.75-3.65 (m, 2H), 3.56 (q, *J* = 7.0 Hz, 2H), 3.28-3.15 (m, 2H), 2.01-1.82 (m, 4H), 1.68-1.54 (m, 2H), 1.41 (s, 9H), 1.16 (t, *J* = 7.0 Hz, 3H), 1.03 (t, *J* = 7.4 Hz, 3H);

MS (ESI) *m/z* 484.5 (M+H)⁺;

Anal. calcd for C₂₆H₃₇N₅O₄: C, 64.57; H, 7.71; N, 14.48. Found: C, 64.33; H, 7.91; N, 14.52.

Example 411

2-(Ethoxymethyl)-8-(piperidin-4-yloxy)-1-propyl-1*H*-imidazo[4,5-*c*]quinolin-4-amine

A solution of *tert*-butyl 4-{[4-amino-2-(ethoxymethyl)-1-propyl-1*H*-imidazo[4,5-*c*]quinolin-8-yl]oxy}piperidine-1-carboxylate (prepared as described in Example 410, 2.9 g, 6.0 mmol) and 4 M ethanolic hydrogen chloride (15 mL) in ethanol (20 mL) was heated at reflux for 2 hours. The solution was allowed to cool to ambient temperature and was concentrated under reduced pressure to approximately 17 mL, causing a solid to form. Water was added to dissolve the solid and the remainder of the ethanol was evaporated under reduced pressure. The aqueous solution was adjusted to approximately pH 13 with 50% aqueous sodium hydroxide, then was extracted with chloroform. The organic layers were combined, washed with water and saturated aqueous sodium chloride, dried over anhydrous sodium sulfate, filtered, and concentrated under reduced pressure. The product was recrystallization from acetonitrile to yield 1.25 g of 2-(ethoxymethyl)-8-(piperidin-4-yloxy)-1-propyl-1*H*-imidazo[4,5-*c*]quinolin-4-amine as off-white needles, mp 176-178 °C.

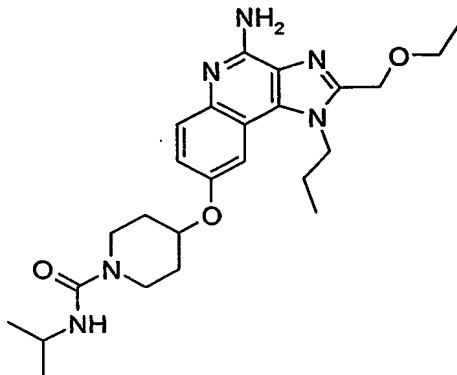
¹H NMR (300 MHz, DMSO-*d*₆) δ 7.54 (d, *J* = 9.0 Hz, 1H), 7.39 (d, *J* = 2.6 Hz, 1H), 7.11 (dd, *J* = 9.0, 2.6 Hz, 1H), 6.33 (s, 2H), 4.77 (s, 2H), 4.54-4.44 (m, 3H), 3.56 (q, *J* = 7.0 Hz, 2H), 3.02-2.95 (m, 2H), 2.62-2.54 (m, 2H), 2.07-1.83 (m, 5H), 1.57-1.45 (m, 2H), 1.16 (t, *J* = 7.0 Hz, 3H), 1.04 (t, *J* = 7.4 Hz, 3H);

¹³C NMR (75 MHz, DMSO-*d*₆) δ 151.4, 150.5, 148.8, 140.0, 132.6, 127.7, 126.6, 118.5, 114.6, 104.0, 74.1, 65.3, 64.2, 46.8, 43.8, 32.4, 23.3, 14.9, 10.7;

MS (ESI) *m/z* 384.2414 (384.2400 calcd for C₂₁H₂₉N₅O₂, M+H⁺);

Anal. calcd for C₂₁H₂₉N₅O₂: C, 65.77; H, 7.62; N, 18.26. Found: C, 65.55; H, 7.60; N, 18.17.

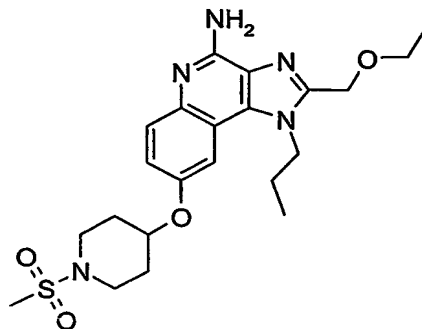
Example 412

4-{{4-Amino-2-(ethoxymethyl)-1-propyl-1*H*-imidazo[4,5-*c*]quinolin-8-yl}oxy}-*N*-isopropylpiperidine-1-carboxamide

- 5 Isopropyl isocyanate (0.190 mL, 1.90 mmol) was added dropwise to a solution of 2-(ethoxymethyl)-8-(piperidin-4-yloxy)-1-propyl-1*H*-imidazo[4,5-*c*]quinolin-4-amine (prepared as described in Example 411, 0.730 g, 1.90 mmol) in dichloromethane (15 mL) at room temperature. The reaction was diluted with dichloromethane and stirred vigorously. A precipitate formed that was isolated by filtration to afford 0.743 g of 4-{{4-amino-2-(ethoxymethyl)-1-propyl-1*H*-imidazo[4,5-*c*]quinolin-8-yl}oxy}-*N*-isopropylpiperidine-1-carboxamide as a white solid, mp 236.5-239 °C.
- 10 ¹H NMR (300 MHz, DMSO-*d*₆) δ 7.55 (d, *J* = 9.0 Hz, 1H), 7.42 (d, *J* = 2.5 Hz, 1H), 7.15 (dd, *J* = 9.0, 2.5 Hz, 1H), 6.35 (s, 2H), 6.20 (t, *J* = 7.6 Hz, 1H), 4.78 (s, 2H), 4.67-4.59 (m, 1H), 4.55-4.50 (m, 2H), 3.82-3.69 (m, 3H), 3.56 (q, *J* = 7.0 Hz, 2H), 3.16-3.07 (m, 2H), 2.01-1.82 (m, 4H), 1.65-1.49 (m, 2H), 1.16 (t, *J* = 7.0 Hz, 3H), 1.06 (d, *J* = 6.6 Hz, 6H), 1.03 (t, *J* = 7.4 Hz, 3H);
- 15 ¹³C NMR (125 MHz, DMSO-*d*₆) δ 156.7, 151.3, 150.6, 148.9, 140.2, 132.6, 127.7, 126.6, 118.4, 114.7, 104.6, 73.0, 65.3, 64.2, 46.7, 41.7, 40.9, 30.5, 23.2, 22.9, 14.9, 10.8;
- MS (ESI) *m/z* 469.2936 (469.2927 calcd for C₂₅H₃₆N₆O₃, M+H⁺);
- 20 Anal. calcd for C₂₅H₃₆N₆O₃: C, 64.08; H, 7.74; N, 17.93. Found: C, 63.85; H, 7.67; N, 17.89.

Example 413

2-(Ethoxymethyl)-8-[[1-(methylsulfonyl)piperidin-4-yl]oxy]-1-propyl-1*H*-imidazo[4,5-*c*]quinolin-4-amine



5 Methanesulfonic anhydride (0.295 g, 1.69 mmol) was added in one portion to a stirred solution of 2-(ethoxymethyl)-8-(piperidin-4-yloxy)-1-propyl-1*H*-imidazo[4,5-*c*]quinolin-4-amine (prepared as described in Example 411, 0.650 g, 1.69 mmol) in dichloromethane (15 mL) at room temperature, resulting in a white precipitate. After 16 hours, 2.0 M aqueous sodium carbonate was added and the reaction mixture was allowed

10 to stir for 45 minutes. The precipitate dissolved and the mixture was transferred to a separatory funnel where the layers were separated. The aqueous layer was extracted with chloroform. The organic layers were combined, washed with water and brine, dried over anhydrous sodium sulfate, filtered, and concentrated under reduced pressure. The crude product was purified by trituration in boiling acetonitrile and isolated by filtration to yield

15 0.650 g of 2-(ethoxymethyl)-8-[[1-(methylsulfonyl)piperidin-4-yl]oxy]-1-propyl-1*H*-imidazo[4,5-*c*]quinolin-4-amine as an off-white crystalline solid, mp 240-243.5 °C.

¹H NMR (300 MHz, DMSO-*d*₆) δ 7.57 (d, *J* = 9.0 Hz, 1H), 7.43 (d, *J* = 2.5 Hz, 1H), 7.18 (dd, *J* = 9.0, 2.5 Hz, 1H), 6.38 (s, 2H), 4.78 (s, 2H), 4.70-4.61 (m, 1H), 4.55-4.50 (m, 2H), 3.56 (q, *J* = 7.0 Hz, 2H), 3.44-3.36 (m, 2H), 3.20-3.12 (m, 2H), 2.92 (s, 3H), 2.10-2.00 (m,

20 2H), 1.95-1.79 (m, 4H), 1.16 (t, *J* = 7.0 Hz, 3H), 1.03 (t, *J* = 7.4 Hz, 3H);

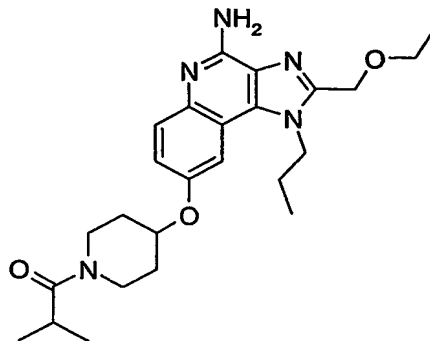
¹³C NMR (125 MHz, DMSO-*d*₆) δ 151.3, 150.7, 148.9, 140.3, 132.6, 127.7, 126.6, 118.4, 114.7, 105.0, 71.4, 65.3, 64.2, 46.7, 42.5, 34.4, 29.8, 23.2, 14.9, 10.8;

MS (ESI) *m/z* 462.2172 (462.2175 calcd for C₂₂H₃₁N₅O₄S, M+H⁺);

Anal. calcd for C₂₂H₃₁N₅O₄S•0.15CHCl₃: C, 55.49; H, 6.55; N, 14.61; Cl, 3.33. Found: C,

25 55.51; H, 6.71; N, 14.66; Cl, 3.25.

Example 414

2-(Ethoxymethyl)-8-[(1-isobutyrylpiperidin-4-yl)oxy]-1-propyl-1*H*-imidazo[4,5-*c*]quinolin-4-amine

5 A modification of the procedure described in Example 413 was used. 2-(Ethoxymethyl)-8-(piperidin-4-yloxy)-1-propyl-1*H*-imidazo[4,5-*c*]quinolin-4-amine (prepared as described in Example 411, 0.650 g, 1.69 mmol) was treated with isobutyryl chloride instead of the methanesulfonic anhydride. After the work up, the crude product was purified by chromatography on a HORIZON HPFC system (silica gel, gradient elution
10 with 2-25% CMA in chloroform) followed by recrystallization from acetonitrile to yield 0.500 g of 2-(ethoxymethyl)-8-[(1-isobutyrylpiperidin-4-yl)oxy]-1-propyl-1*H*-imidazo[4,5-*c*]quinolin-4-amine as a white solid, mp 177-179 °C.

¹H NMR (300 MHz, DMSO-*d*₆) δ 7.56 (d, *J* = 9.0 Hz, 1H), 7.44 (d, *J* = 2.6 Hz, 1H), 7.17 (dd, *J* = 9.1, 2.6 Hz, 1H), 6.36 (s, 2H), 4.78 (s, 2H), 4.78-4.68 (m, 1H), 4.55-4.50 (m, 2H),
15 3.96-3.74 (m, 2H), 3.56 (q, *J* = 7.0 Hz, 2H), 3.46-3.36 (m, 1H), 2.98-2.83 (m, 1H), 2.09-1.80 (m, 4H), 1.76-1.53 (m, 2H), 1.16 (t, *J* = 7.0 Hz, 3H), 1.03 (t, *J* = 7.4 Hz, 3H), 1.01 (d, *J* = 6.7 Hz, 6H);

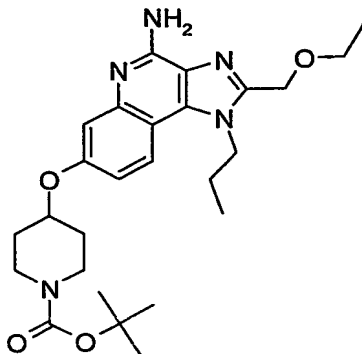
¹³C NMR (125 MHz, DMSO-*d*₆) δ 174.1, 151.2, 150.6, 148.9, 140.2, 132.6, 127.7, 126.6, 118.3, 114.6, 104.8, 72.6, 65.3, 64.2, 46.7, 41.9, 38.3, 31.3, 30.3, 28.9, 23.2, 19.4, 14.9,
20 10.7;

MS (ESI) *m/z* 454.2819 (454.2818 calcd for C₂₅H₃₅N₅O₃, M+H⁺);

Anal. calcd for C₂₅H₃₅N₅O₃: C, 66.20; H, 7.78; N, 15.44. Found: C, 66.05; H, 7.72; N, 15.57.

Example 415

tert-Butyl 4-{{[4-amino-2-(ethoxymethyl)-1-propyl-1*H*-imidazo[4,5-*c*]quinolin-7-yl]oxy}piperidine-1-carboxylate



5 Part A

2-(Ethoxymethyl)-1-propyl-1*H*-imidazo[4,5-*c*]quinolin-7-ol (3.00 g, 10.5 mmol) and triphenylphosphine (3.43 g, 13.1 mmol) were slurried in THF (105 mL) and cooled with an ice/water bath. *tert*-Butyl 4-hydroxypiperidine-1-carboxylate (2.64 g, 13.1 mmol) was added followed by the dropwise addition of diisopropyl azodicarboxylate (2.58 mL, 13.1 mmol). The water bath was removed and the mixture was stirred for 72 hours under nitrogen. The solvent was removed under reduced pressure and the residue was purified by chromatography on a HORIZON HPFC system (silica gel, gradient elution with 1-15% CMA in chloroform) to afford 5.17 g of *tert*-butyl 4-{{[2-(ethoxymethyl)-1-propyl-1*H*-imidazo[4,5-*c*]quinolin-7-yl]oxy}piperidine-1-carboxylate as an off-white crystalline solid.

15 Part B

To a stirring solution of *tert*-butyl 4-{{[2-(ethoxymethyl)-1-propyl-1*H*-imidazo[4,5-*c*]quinolin-7-yl]oxy}piperidine-1-carboxylate (5.17 g, 10.5 mmol) in chloroform (100 mL) was added 3-chloroperoxybenzoic acid (3.62 g, 10.5 mmol, based on 50% purity). After 30 minutes, concentrated ammonium hydroxide (50 mL) was added and the mixture was stirred for 30 minutes. *p*-Toluenesulfonyl chloride (2.00 g, 10.5 mmol) was added in 3 portions and the mixture was stirred for 16 hours. The layers were separated and the organic fraction was sequentially washed with 5% aqueous sodium bicarbonate, water, and saturated aqueous sodium chloride. The organic fraction was dried over anhydrous sodium sulfate, filtered and evaporated under reduced pressure. Recrystallization from acetonitrile afforded 2.58 g of *tert*-butyl 4-{{[4-amino-2-(ethoxymethyl)-1-propyl-1*H*-imidazo[4,5-

c]quinolin-7-yl]oxy}piperidine-1-carboxylate as a reddish-tan crystalline solid, mp 194-195 °C.

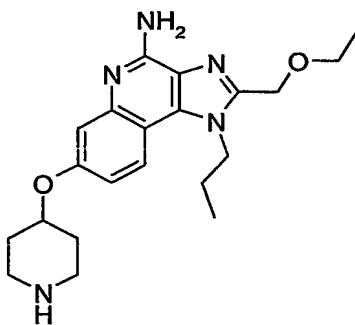
¹H NMR (300 MHz, DMSO-*d*₆) δ 7.90 (d, *J* = 9.0 Hz, 1H), 7.11 (d, *J* = 2.6 Hz, 1H), 6.95 (dd, *J* = 9.0, 2.6 Hz, 1H), 6.51 (s, 2H), 4.75 (s, 2H), 4.71-4.60 (m, 1H), 4.53-4.41 (m, 2H), 3.77-3.65 (m, 2H), 3.56 (q, *J* = 7.0 Hz, 2H), 3.27-3.12 (m, 2H), 2.03-1.91 (m, 2H), 1.91-1.78 (m, 2H), 1.64-1.49 (m, 2H), 1.41 (s, 9H), 1.16 (t, *J* = 7.0 Hz, 3H), 1.00 (t, *J* = 7.4 Hz, 3H);

MS (ESI) *m/z* 484.3 (M + H)⁺;

Anal. calcd for C₂₆H₃₇N₅O₄: C, 64.57; H, 7.71; N, 14.48. Found: C, 64.36; H, 7.66; N, 14.65.

Example 416

2-(Ethoxymethyl)-7-(piperidin-4-yloxy)-1-propyl-1*H*-imidazo[4,5-*c*]quinolin-4-amine



tert-Butyl 4-[[4-amino-2-(ethoxymethyl)-1-propyl-1*H*-imidazo[4,5-*c*]quinolin-7-yl]oxy}piperidine-1-carboxylate (2.45 g, 5.07 mmol) was taken up in 4.0M ethanolic hydrogen chloride (15 mL) and heated to 65 °C for 1 hour. The heat was removed and the reaction was allowed to cool to ambient temperature. The ethanol was removed under reduced pressure and the solid residue was dissolved in water (10 mL) and saturated aqueous sodium chloride (10 mL). The solution was brought to pH 13 with 50% aqueous sodium hydroxide and then extracted with chloroform. The organic fraction was sequentially washed with water and saturated aqueous sodium chloride, dried over anhydrous sodium sulfate, filtered and evaporated. Trituration with acetonitrile, followed by filtration afforded 1.70 g of 2-(ethoxymethyl)-7-(piperidin-4-yloxy)-1-propyl-1*H*-imidazo[4,5-*c*]quinolin-4-amine as a tan solid, mp 202-204 °C.

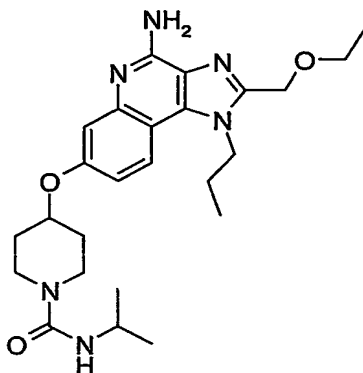
^1H NMR (300 MHz, $\text{DMSO-}d_6$) δ 7.89 (d, $J = 9.0$ Hz, 1H), 7.07 (d, $J = 2.5$ Hz, 1H), 6.92 (dd, $J = 9.0, 2.5$ Hz, 1H), 6.51 (s, 2H), 4.74 (s, 2H), 4.54-4.39 (m, 3H), 3.55 (q, $J = 7.0$ Hz, 2H), 3.03-2.90 (m, 2H), 2.67-2.54 (m, 2H), 2.03-1.78 (m, 5H), 1.57-1.40 (m, 2H), 1.16 (t, $J = 7.0$ Hz, 3H), 1.00 (t, $J = 7.3$ Hz, 3H);

5 MS (ESI) m/z 384.2 ($\text{M} + \text{H}$) $^+$;

Anal. calcd for $\text{C}_{21}\text{H}_{29}\text{N}_5\text{O}_2$: C, 65.77; H, 7.62; N, 18.26. Found: C, 65.61; H, 7.62; N, 18.23.

Example 417

10 4-{{[4-Amino-2-(ethoxymethyl)-1-propyl-1*H*-imidazo[4,5-*c*]quinolin-7-yl]oxy}-*N*-isopropylpiperidine-1-carboxamide



2-(Ethoxymethyl)-7-(piperidin-4-yloxy)-1-propyl-1*H*-imidazo[4,5-*c*]quinolin-4-amine (0.500 g, 1.3 mmol) was slurried in dichloromethane (13 mL). Isopropyl isocyanate was added dropwise to the slurry and the reaction was stirred for 16 hours. The reaction was purified by chromatography on a HORIZON HPFC system (silica gel, gradient elution with 2-22% CMA in chloroform) followed by recrystallization from acetonitrile yielded 0.430 g of 4-{{[4-amino-2-(ethoxymethyl)-1-propyl-1*H*-imidazo[4,5-*c*]quinolin-7-yl]oxy}-*N*-isopropylpiperidine-1-carboxamide as a white solid, mp 163-164.5 °C.

20 ^1H NMR (300 MHz, $\text{DMSO-}d_6$) δ 7.90 (d, $J = 9.0$ Hz, 1H), 7.11 (d, $J = 2.6$ Hz, 1H), 6.94 (dd, $J = 9.0, 2.6$ Hz, 1H), 6.52 (s, 2H), 6.19 (d, $J = 7.6$ Hz, 1H), 4.75 (s, 2H), 4.58-4.52 (m, 1H), 4.52-4.41 (m, 2H), 3.84-3.66 (m, 3H), 3.55 (q, $J = 7.0$ Hz, 2H), 3.18-3.04 (m, 2H), 2.02-1.77 (m, 4H), 1.62-1.44 (m, 2H), 1.16 (t, $J = 7.0$ Hz, 3H), 1.06 (d, $J = 6.6$ Hz, 6H), 1.00 (t, $J = 7.3$ Hz, 3H);

^{13}C NMR (125 MHz, DMSO- d_6) δ 156.7, 155.9, 152.3, 148.1, 147.0, 133.4, 124.9, 121.4, 112.6, 109.8, 108.9, 72.3, 65.3, 64.2, 46.7, 41.7, 40.9, 30.5, 23.0, 22.9, 14.9, 10.7;

MS (APCI) m/z 469.3 (M + H) $^+$;

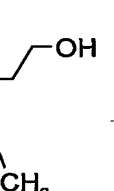
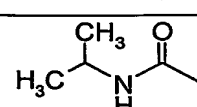
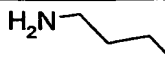
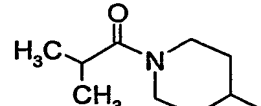
Anal. calcd for $\text{C}_{25}\text{H}_{36}\text{N}_6\text{O}_3 \cdot 0.4\text{H}_2\text{O}$: C, 63.11; H, 7.80; N, 17.66. Found: C, 63.20; H,

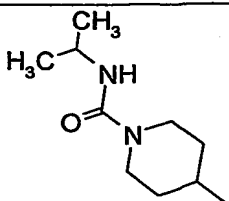
5 7.94; N, 17.92.

Examples 418-422

A solution of 1 M boron tribromide in heptane (400 μL) was added to a 0 $^\circ\text{C}$, stirred solution of a starting material from the table below (approximately 25 mg) in dichloromethane (1 mL). The reaction mixture was stirred at 0 $^\circ\text{C}$ for 30 minutes and then at room temperature overnight. Methanol (1 mL) and 6 M aqueous hydrochloric acid (250 μL) was added to each reaction vessel, which was vortexed shortly afterwards. The volatiles were removed by vacuum centrifugation. The compounds were purified using the method described in Examples 376-386. The table below shows the starting material added to each reaction vessel, the structure of the resulting compound, and the observed accurate mass for the isolated trifluoroacetate salt.

Examples 418-422


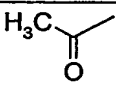

<u>Example</u>	<u>Starting Material</u>	<u>R</u>	<u>Measured Mass (M+H)</u>
418	Example 56		357.1910
419	Example 366		372.2025
420	Example 394		344.2099
421	Example 389		440.2666

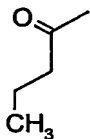
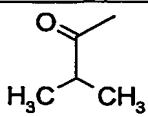
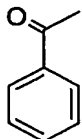
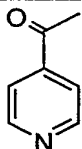
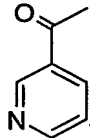
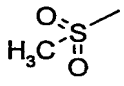
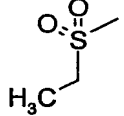
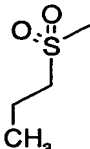
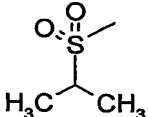
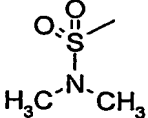
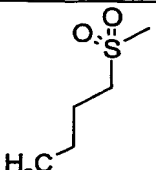
422	Example 388		455.2815
-----	-------------	--	----------

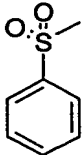
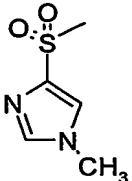
Examples 423-438

A reagent (0.11 mmol, 1.1 equivalents) from the table below was added to a test tube containing 3-[4-amino-7-(2-aminoethoxy)-2-(ethoxymethyl)-1*H*-imidazo[4,5-*c*]quinolin-1-yl]propane-1,2-diol dihydrochloride (45 mg, 0.1 mmol, prepared as described in Example 373) and *N,N*-diisopropylethylamine (0.071 mL, 0.40 mmol) in *N,N*-dimethylacetamide (1 mL). The test tubes were capped and shaken overnight at room temperature and then two drops of water were added to each test tube. The solvent was removed by vacuum centrifugation. The compounds were purified using the method described in Examples 376-386. The table below shows the reagent added to each test tube, the structure of the resulting compound, and the observed accurate mass for the isolated trifluoroacetate salt.

Examples 423-438

Example	Reagent	R	Measured Mass (M+H)
423	None		376.2022
424	Acetyl chloride		418.2082
425	Cyclopropanecarbonyl chloride		444.2210

426	Butyryl chloride		446.2388
427	Isobutyryl chloride		446.2406
428	Benzoyl chloride		480.2225
429	Isonicotinoyl chloride hydrochloride		481.2214
430	Nicotinoyl chloride hydrochloride		481.2206
431	Methanesulfonyl chloride		454.1791
432	Ethanesulfonyl chloride		468.1954
433	1-Propanesulfonyl chloride		482.2046
434	Isopropylsulfonyl chloride		482.2057
435	Dimethylsulfamoyl chloride		483.2048
436	1-Butanesulfonyl chloride		496.2247

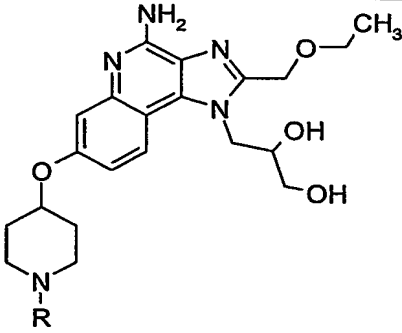
437	Benzenesulfonyl chloride		516.1933
438	1-Methylimidazole-4-sulfonyl chloride		520.1968

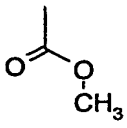
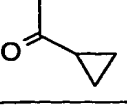
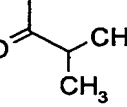
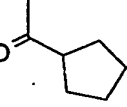
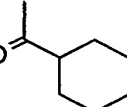
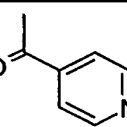
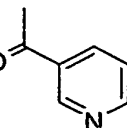
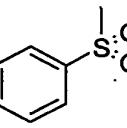
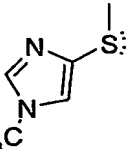
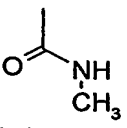
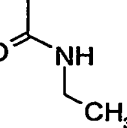
Examples 439-459

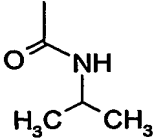
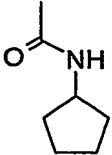
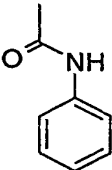
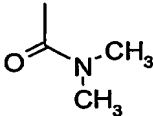
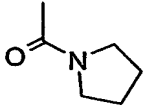
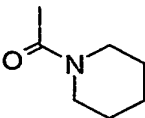
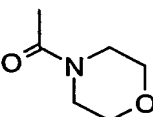
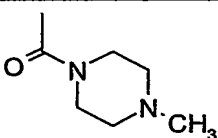
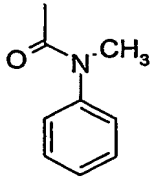
The free base of 3-[4-amino-2-(ethoxymethyl)-7-(piperidin-4-yloxy)-1*H*-imidazo[4,5-*c*]quinolin-1-yl]propane-1,2-diol dihydrochloride (prepared as described in Example 375) was prepared. A reagent (0.11 mmol, 1.1 equivalents) from the table below was added to a test tube containing 3-[4-amino-2-(ethoxymethyl)-7-(piperidin-4-yloxy)-1*H*-imidazo[4,5-*c*]quinolin-1-yl]propane-1,2-diol (42 mg, 0.10 mmol) and *N,N*-diisopropylethylamine (0.033 mL, 0.20 mmol) in *N,N*-dimethylacetamide (1 mL). The test tubes were capped and shaken overnight at room temperature and then two drops of water were added to each test tube. The solvent was removed by vacuum centrifugation. The compounds were purified using the method described in Examples 376-386. The table below shows the reagent added to each test tube, the structure of the resulting compound, and the observed accurate mass for the isolated trifluoroacetate salt.

15

Examples 439-459

			
Example	Reagent	R	Measured Mass (M+H)
439	None	H	416.2302

440	Methyl chloroformate		474.2354
441	Cyclopropanecarbonyl chloride		484.2601
442	Isobutyryl chloride		486.2735
443	Cyclopentanecarbonyl chloride		512.2896
444	Cyclohexanecarbonyl chloride		526.3023
445	Isonicotinoyl chloride hydrochloride		521.2510
446	Nicotinoyl chloride hydrochloride		521.2501
447	Benzenesulfonyl chloride		556.2224
448	1-Methylimidazole-4-sulfonyl chloride		560.2277
449	Methyl isocyanate		473.2537
450	Ethyl isocyanate		487.2658


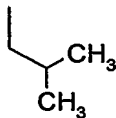
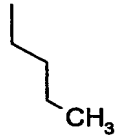
451	Isopropyl isocyanate		501.2823
452	Cyclopentyl isocyanate		527.2974
453	Phenyl isocyanate		535.2666
454	<i>N,N</i> -Dimethylcarbamoyl chloride		487.2687
455	1-Pyrrolidinecarbonyl chloride		513.2853
456	1-Piperidinecarbonyl chloride		527.3002
457	4-Morpholinecarbonyl chloride		529.2791
458	4-Methyl-1-piperazinecarbonyl chloride		542.3113
459	<i>N</i> -Methyl- <i>N</i> -phenylcarbamoyl chloride		549.2811

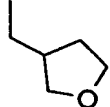
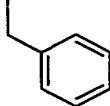
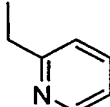
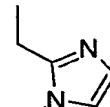
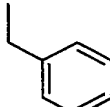
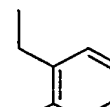
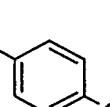
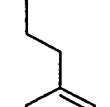
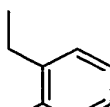
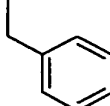
Examples 460-477

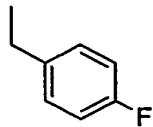
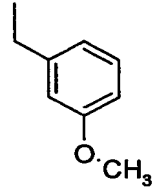
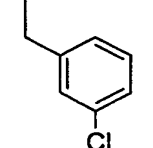
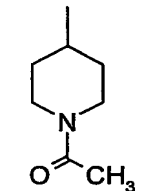
The free base of 3-[4-amino-2-(ethoxymethyl)-7-(piperidin-4-yloxy)-1*H*-imidazo[4,5-*c*]quinolin-1-yl]propane-1,2-diol dihydrochloride (prepared as described in

Example 375) was prepared. An aldehyde or ketone (0.125 mmol, 1.25 equivalents) from the table below was added to a test tube containing 3-[4-amino-2-(ethoxymethyl)-7-(piperidin-4-yloxy)-1*H*-imidazo[4,5-*c*]quinolin-1-yl]propane-1,2-diol (42 mg, 0.10 mmol) in *N,N*-dimethylacetamide (1 mL). The test tubes were capped and shaken for 30 minutes at room temperature. Borane-pyridine complex (16 μ L, 0.13 mmol) was added to each of the tubes. The test tubes were capped and shaken overnight at room temperature, then two drops of water were added to each test tube. The solvent was removed by vacuum centrifugation. The compounds were purified using the method described in Examples 376-386. The table below shows the aldehyde or ketone added to each test tube, the structure of the resulting compound, and the observed accurate mass for the isolated trifluoroacetate salt.

Examples 460-477

Example	Reagent	R	Measured Mass (M+H)
460	None	H	416.2328
461	Cyclopropanecarboxaldehyde		470.2766
462	Isobutyraldehyde		472.2943
463	Butyraldehyde		472.2970

464	Tetrahydrofuran-3-carboxaldehyde		500.2865
465	Benzaldehyde		506.2785
466	Picolinaldehyde		507.2712
467	1-Methyl-2-imidazolecarboxaldehyde		510.2865
468	<i>m</i> -Tolualdehyde		520.2944
469	<i>o</i> -Tolualdehyde		520.2950
470	<i>p</i> -Tolualdehyde		520.2921
471	Phenylacetaldehyde		520.2942
472	2-Fluorobenzaldehyde		524.2708
473	3-Fluorobenzaldehyde		524.2668

474	4-Fluorobenzaldehyde		524.2665
475	3-Methoxybenzaldehyde		536.2888
476	3-Chlorobenzaldehyde		540.2387
477	1-Acetyl-4-piperidone		541.3156

Examples 478-503

Part A

5 A mixture of 2-(ethoxymethyl)-1-propyl-1*H*-imidazo[4,5-*c*]quinolin-8-ol (prepared as described in Parts A-I of Example 2, 3.00 g, 10.5 mmol), 1-bromo-3-chloropropane (1.82 g, 11.6 mmol), and cesium carbonate (10.27 g, 31.53 mmol) in DMF (50 mL) was heated at 50 °C for 8 hours. The reaction mixture was allowed to cool to room temperature and was stirred over a weekend. The slurry was poured into a solution of sodium chloride (200 g) in water (800 mL). After 6 hours, a precipitate had formed that was isolated by filtration. The precipitate was dissolved in dichloromethane/chloroform, dried over magnesium sulfate, and filtered. The filtrate was used in the next reaction.

Part B


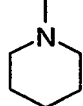
15 mCPBA (60% pure, 3.3 g, 11.5 mmol) was added in portions to the stirred filtrate from Part A at room temperature. The reaction mixture was stirred overnight. Concentrated ammonium hydroxide was added followed by *p*-toluenesulfonyl chloride (2.20 g, 11.5 mmol) in small portions. After 2 hours, 1% aqueous sodium carbonate was added and the mixture was stirred for 1 hour. The mixture was transferred to a separatory

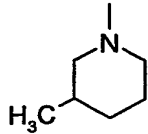
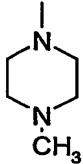
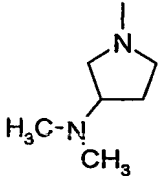
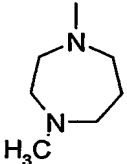
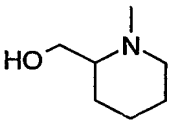
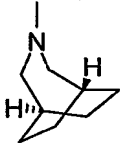
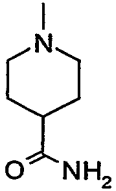
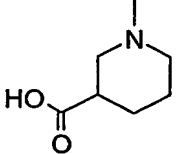
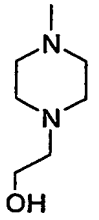
funnel and the layers were separated. The organic phase was washed with 1% aqueous sodium carbonate (2 x 75 mL). The aqueous phases were combined and extracted with dichloromethane (1 x 100 mL). The organic layers were dried over magnesium sulfate, filtered, and concentrated under reduced pressure. The crude product was purified by chromatography on a HORIZON HPFC system (silica gel, gradient elution with 0-25% CMA in chloroform) to provide 2.4 g of 8-(3-chloropropoxy)-2-(ethoxymethyl)-1-propyl-1*H*-imidazo[4,5-*c*]quinolin-4-amine.

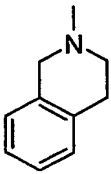
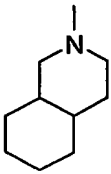
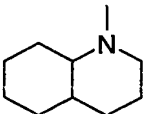
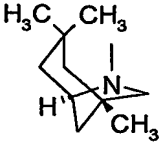
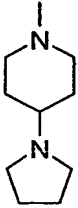
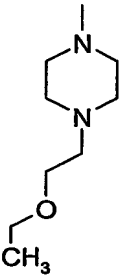
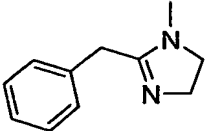
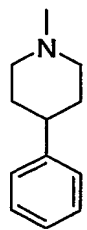
Part C

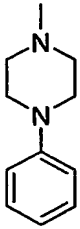
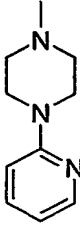
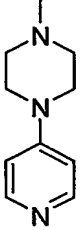
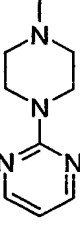
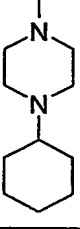
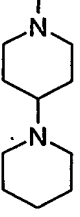
An amine (0.15 mmol, 1.5 equivalents) from the table below was added to a test tube containing 8-(3-chloropropoxy)-2-(ethoxymethyl)-1-propyl-1*H*-imidazo[4,5-*c*]quinolin-4-amine (38 mg, 0.10 mmol) and potassium carbonate (55 mg, 0.40 mmol) in *N,N*-dimethylacetamide (1 mL). The test tubes were capped and heated at 70 °C for 16 hours, then at 85 °C for 6 hours. After the reaction mixtures were filtered, the solvent was removed by vacuum centrifugation. The compounds were purified using the method described in Examples 376-386. The table below shows the amine added to each test tube, the structure of the resulting compound, and the observed accurate mass for the isolated trifluoroacetate salt.

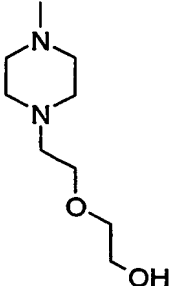
Examples 478-503

Example	Reagent	R	Measured Mass (M+H)
478	None		377.1718
479	Piperidine		426.2886

480	3-Methylpiperidine		440.3015
481	1-Methylpiperazine		441.3000
482	3-(Dimethylamino)pyrrolidine		455.3170
483	<i>N</i> -Methylhomopiperazine		455.3141
484	2-Piperidinemethanol		456.2928
485	3-Azabicyclo[3.2.2]nonane		466.3185
486	Isonipecotamide		469.2953
487	Nipecotic acid		470.2718
488	<i>N</i> -(2-Hydroxyethyl)piperazine		471.3096

489	1,2,3,4-Tetrahydroisoquinoline		474.2879
490	Decahydroisoquinoline		480.3345
491	Decahydroquinoline		480.3343
492	1,3,3-Trimethyl-6-azabicyclo[3.2.1]octane		494.3507
493	4-(1-Pyrrolidinyl)-piperidine		495.3468
494	1-(2-Ethoxyethyl)piperazine		499.3405
495	2-Benzyl-2-imidazoline		501.3005
496	4-Phenylpiperidine		502.3179

497	1-Phenylpiperazine		503.3112
498	1-(2-Pyridyl)piperazine		504.3083
499	1-(4-Pyridyl)piperazine		504.3085
500	1-(2-Pyrimidyl)piperazine		505.3041
501	1-Cyclohexylpiperazine		509.3608
502	4-Piperidinopiperidine		509.3599

503	1-[2-(2-Hydroxyethoxy)ethyl]piperazine		515.3372
-----	--	--	----------

Examples 504-522

Part A

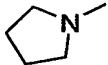
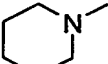
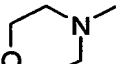
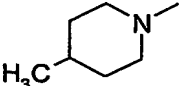
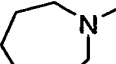
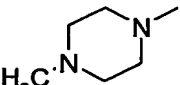
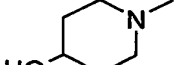
A mixture of 4-amino-2-(ethoxymethyl)-1-propyl-1*H*-imidazo[4,5-*c*]quinolin-7-ol
 5 hydrochloride (prepared using a modification on the procedure described in Parts A and B
 of Example 51, 2.5 g, 7.4 mmol), 1-chloro-3-iodopropane (1.7 g, 8.2 mmol), and
 potassium carbonate (3.1 g, 22 mmol) in DMF (25 mL) was stirred overnight, then
 triethylamine (2 mL) was added and the reaction mixture was heated to 70 °C for 8 hours.
 The mixture was allowed to cool to room temperature and was stirred overnight. The
 10 mixture was poured into water (500 mL) and solid sodium hydroxide was added to adjust
 the mixture to pH 14. The mixture was extracted with chloroform (300 mL followed by 3
 x 75 mL). The organic layers were thrown away and the aqueous layer was adjusted to pH
 10 with 10% aqueous hydrochloric acid. A precipitate formed and was isolated by
 filtration. The solid was subjected to the initial reaction conditions, and this time
 15 methanol (25 mL) was added. After 3 hours at room temperature, the reaction mixture
 was heated at 90 °C and potassium carbonate (1 g) and 1-chloro-3-bromopropane (1 mL)
 were added. After 3 hours, the reaction mixture was allowed to cool to room temperature,
 was filtered, and the methanol was removed under reduced pressure. The solution was
 poured into water (300 mL) and sodium chloride (200 g) was added, causing a precipitate
 20 to form within 30 minutes. After 1 hour, the precipitate was filtered, dissolved in a
 minimal amount of chloroform, and purified by chromatography on a HORIZON HPFC
 system (silica gel, gradient elution with 0-15% CMA in chloroform) to yield 900 mg of 7-
 (3-chloropropoxy)-2-(ethoxymethyl)-1-propyl-1*H*-imidazo[4,5-*c*]quinolin-4-amine.

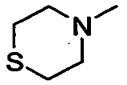
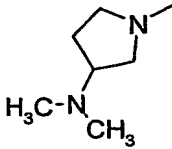
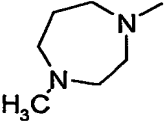
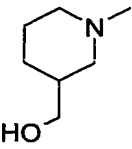
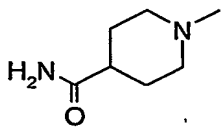
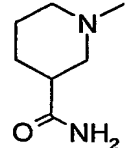
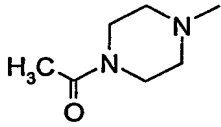
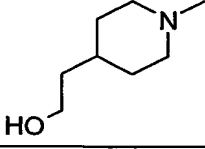
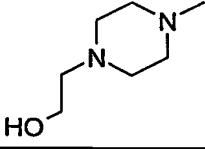
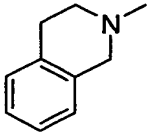
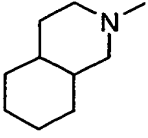
Part B

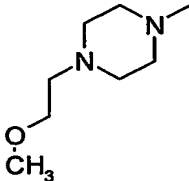
25 An amine (0.2 mmol, 2.0 equivalents) from the table below was added to a test
 tube containing 7-(3-chloropropoxy)-2-(ethoxymethyl)-1-propyl-1*H*-imidazo[4,5-

5 c]quinolin-4-amine (38 mg, 0.10 mmol) and potassium carbonate (55 mg, 0.40 mmol) in *N,N*-dimethylacetamide (1 mL). The test tubes were capped and heated at 90 °C for 10 hours. After the reaction mixtures were filtered, the solvent was removed by vacuum centrifugation. The compounds were purified using the method described in Examples 376-386. The table below shows the amine added to each test tube, the structure of the resulting compound, and the observed accurate mass for the isolated trifluoroacetate salt.

Examples 504-522

Example	Reagent	R	Measured Mass (M+H)
504	Pyrrolidine		412.2679
505	Piperidine		426.2837
506	Morpholine		428.2685
507	4-Methylpiperidine		440.2992
508	Hexamethyleneimine		440.2983
509	1-Methylpiperazine		441.2997
510	4-Hydroxypiperidine		442.2843

511	Thiomorpholine		444.2455
512	3-(Dimethylamino)pyrrolidine		455.3094
513	<i>N</i> -Methylhomopiperazine		455.3110
514	3-(Hydroxymethyl)piperidine		456.2964
515	Isonipecotamide		469.2969
516	Nipecotamide		469.2942
517	1-Acetylpiperazine		469.2945
518	4-Piperidineethanol		470.3167
519	<i>N</i> -(2-Hydroxyethyl)piperazine		471.3084
520	1,2,3,4-Tetrahydroisoquinoline		474.2891
521	Decahydroisoquinoline		480.3346

522	1-(2-Methoxyethyl)piperazine		485.3240
-----	------------------------------	--	----------

Examples 523-550

Part A

A solution of methoxyacetyl chloride (7.0 g, 64.5 mmol) in dichloromethane (10 mL) was added dropwise to a stirred solution of 6-(benzyloxy)-*N*⁴-propylquinoline-3,4-diamine (prepared as described in Parts A-F of Example 2, approximately 58.7 mmol) in dichloromethane (300 mL) at room temperature. After one hour, the solvent was removed under reduced pressure to yield a solid that was dissolved in ethanol (300 mL). After 2% aqueous potassium carbonate (100 mL) was added, the reaction was heated at reflux for 30 minutes, then stirred at room temperature overnight. The reaction mixture was concentrated under reduced pressure, then was partitioned between dichloromethane (300 mL) and 2% aqueous potassium carbonate (100 mL). The aqueous layer was extracted with dichloromethane (3 x 100 mL). The organic layers were combined, dried over magnesium sulfate, filtered, and concentrated under reduced pressure. The crude product was purified by chromatography (silica gel, sequential elution with 4% then 7% methanol in dichloromethane) to yield 18.2 g of a black solid that was used in the next step.

Part B

mCPBA (60% pure, 15.7 g, 54.8 mmol) was added in small portions to a solution of the material from Part A (18.0 g, 49.8 mmol) in dichloromethane (200 mL). After the reaction was complete, 2% aqueous sodium carbonate was added and the mixture was stirred vigorously. An emulsion formed and chloroform and water were added. After two hours, the mixture was extracted multiple times with chloroform. The combined organic layers were dried over magnesium sulfate and filtered. The filtrate was used in the next step.

Part C

Trichloroacetyl isocyanate (6.5 mL, 54.8 mmol) was added slowly to the stirred filtrate from Part B. After 4 hours, additional isocyanate was added and the solution was stirred overnight. The reaction mixture was concentrated under reduced pressure and the

residue was dissolved in dichloromethane (400 mL). Concentrated ammonium hydroxide (20 mL) was added and the mixture was stirred at room temperature for 1 hour, then 2% aqueous sodium carbonate (300 mL). The mixture was transferred to a separatory funnel and the layers were separated. The aqueous layer, an emulsion, was extracted multiple
5 times with chloroform. The organic layers were combined, dried over magnesium sulfate, filtered, and concentrated under reduced pressure to yield a dark brown solid that was used in the next step.

Part D

A mixture of the material from Part C and 10% palladium on carbon in
10 ethanol/methanol (600 mL) was hydrogenated on a Parr apparatus at 30 psi (2.1×10^5 Pa) for 72 hours. The reaction mixture was filtered, and the filtrate was concentrated under reduced pressure. The resulting solid was treated with 2% aqueous sodium carbonate (300 mL), then concentrated hydrochloric acid was added to adjust to pH 1. After most of the solid had dissolved, the pH of the solution was adjusted to pH 7 with sodium carbonate,
15 causing a precipitate to form. The mixture was stirred overnight. The solid was isolated by filtration and used in the next step without purification.

Part E

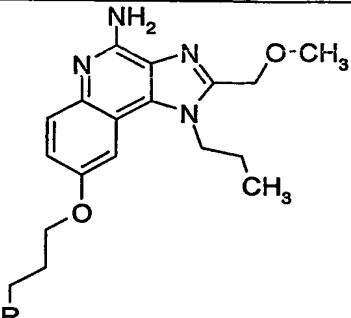


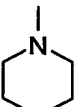
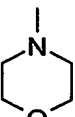
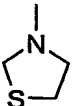
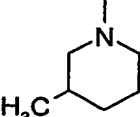
A mixture of the material from Part D (2.5 g, 8.7 mmol), 1-bromo-3-chloropropane (0.94 mL, 9.6 mmol), and cesium carbonate (5.7 g, 17.4 mmol) in DMF (50 mL) was
20 stirred overnight at room temperature. Additional cesium carbonate (1 equivalent) was added and the mixture was heated to 50 °C overnight. The mixture was allowed to cool to room temperature and was poured into a solution of sodium chloride (250 g) in water (800 mL). After 20 minutes, a dark precipitate formed and was isolated by filtration. The solid was dissolved in chloroform, dried over magnesium sulfate, filtered, and concentrated.
25 The crude product was purified by chromatography on a HORIZON HPFC system (silica gel, gradient elution with 0-30% of a 20% methanol in dichloromethane solution in dichloromethane) to yield 1.18 g of 8-(3-chloropropoxy)-2-(methoxymethyl)-1-propyl-1*H*-imidazo[4,5-*c*]quinolin-4-amine that contained some impurities.

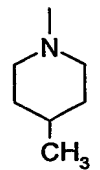
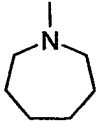
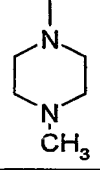
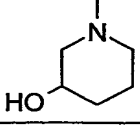
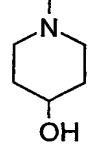
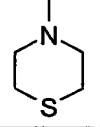
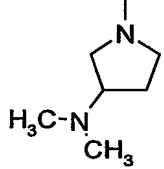
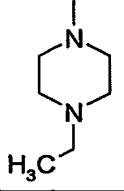
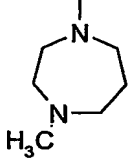
Part F

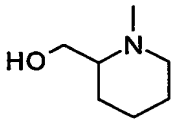
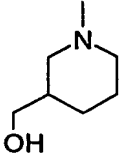
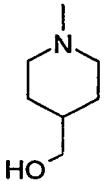
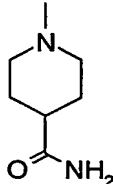
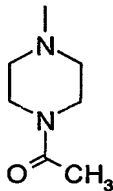
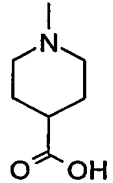
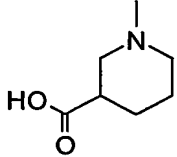
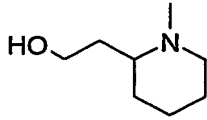
30 An amine (0.15 mmol, 1.5 equivalents) from the table below was added to a test tube containing 8-(3-chloropropoxy)-2-(methoxymethyl)-1-propyl-1*H*-imidazo[4,5-

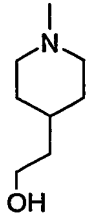
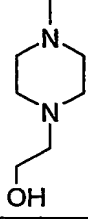
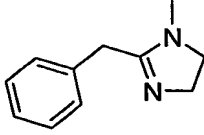
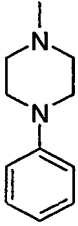
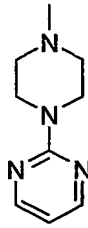
5 c]quinolin-4-amine (36 mg, 0.10 mmol) and potassium carbonate (55 mg, 0.40 mmol) in *N,N*-dimethylacetamide (1 mL). The test tubes were capped and heated at 90 °C for 16 hours. After the reaction mixtures were filtered, the solvent was removed by vacuum centrifugation. The compounds were purified using the method described in Examples 376-386. The table below shows the amine added to each test tube, the structure of the resulting compound, and the observed accurate mass for the isolated trifluoroacetate salt.

Examples 523-550

			
Example	Reagent	R	Measured Mass (M+H)
523	None		363.1563
524	Pyrrolidine		398.2574
525	Piperidine		412.2709
526	Morpholine		414.2532
527	Thiazolidine		416.2142
528	3-Methylpiperidine		426.2871

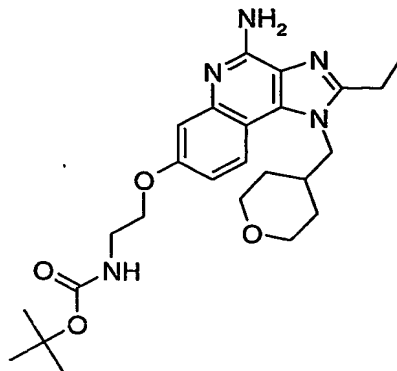
529	4-Methylpiperidine		426.2856
530	Hexamethyleneimine		426.2835
531	1-Methylpiperazine		427.2804
532	3-Hydroxypiperidine		428.2652
533	4-Hydroxypiperidine		428.2681
534	Thiomopholine		430.2297
535	3-(Dimethylamino)pyrrolidine		441.2975
536	N-Ethylpiperazine		441.2952
537	N-Methylhomopiperazine		441.2940

538	2-Piperidinemethanol		442.2831
539	3-(Hydroxymethyl)piperidine		442.2821
540	4-(Hydroxymethyl)piperidine		442.2847
541	Isonipecotamide		455.2816
542	1-Acetylpiperazine		455.2813
543	Isonipecotic acid		456.2655
544	Nipecotic acid		456.2640
545	2-Piperidineethanol		456.3009

546	4-Piperidineethanol		456.3000
547	<i>N</i> -(2-Hydroxyethyl)piperazine		457.2939
548	2-Benzyl-2-imidazoline		487.2834
549	4-Phenylpiperazine		489.3026
550	1-(2-Pyrimidyl)piperazine		491.2915

Example 551

tert-Butyl 2-{{[4-amino-2-ethyl-1-(tetrahydro-2*H*-pyran-4-ylmethyl)-1*H*-imidazo[4,5-*c*]quinolin-7-yl]oxy}ethyl}carbamate



5 Part A

Ammonium hydroxide (1 L) was added to a solution of methyl tetrahydro-2*H*-pyran-4-carboxylate (20 mL, 150 mmol) in methanol (500 mL), and the reaction was stirred overnight at ambient temperature. Additional ammonium hydroxide (500 mL) was added, and the reaction was stirred for four additional days. The methanol was removed under reduced pressure. Solid sodium chloride was added to the aqueous layer, which was extracted with chloroform (3 x 150 mL). The combined extracts were dried over sodium sulfate, filtered, and concentrated under reduced pressure to provide 11.4 g of tetrahydro-2*H*-pyran-4-carboxamide as a white solid.

Part B

15 A solution of tetrahydro-2*H*-pyran-4-carboxamide (11.4 g, 88.3 mmol) in THF (441 mL) was cooled to 0 °C. Lithium aluminum hydride (10.0 g, 265 mmol) was added in six portions over a period of ten minutes. The reaction flask was purged with nitrogen between the additions. When the reaction mixture was no longer bubbling, it was heated at reflux for six hours. The reaction was then cooled to 0 °C, and ethyl acetate was added dropwise until bubbling ceased. Methanol was then added dropwise until bubbling ceased. Water (10 mL), 15% aqueous sodium hydroxide (10 mL), and water (30 mL) were sequentially added. The organic fraction was decanted off, and the remaining gray solid was washed with chloroform. The combined organic fractions were dried over sodium sulfate, filtered, and concentrated under reduced pressure to provide tetrahydro-2*H*-pyran-4-ylmethylamine.

Part C

7-(Benzyloxy)-3-nitroquinolin-4-ol (12.3 g, 41.6 mmol) was slurried in DMF (83 mL). Phosphorous oxychloride (4.2 mL, 45 mmol) was added in one portion and the mixture was heated at 100 °C for 5 minutes. The solution was allowed to cool to 40 °C and was then poured into ice water (total volume 400 mL) resulting in a tan precipitate. The precipitate was filtered and washed with water. After drying, the solid was dissolved in dichloromethane and the residual water was separated. The organic fraction was dried over anhydrous sodium sulfate and anhydrous magnesium sulfate (about a 50/50 mixture). The organic fraction was filtered into a reaction flask (total volume of organic with 7-(benzyloxy)-3-chloro-4-nitroquinoline is about 425 mL). The flask was cooled to 8 °C and triethylamine (11.6 mL, 83.0mmol) was added. (Tetrahydro-2*H*-pyran-4-yl)methylamine (6.0 g, 52 mmol) in dichloromethane (50 mL) was added dropwise to the mixture. The cooling bath was removed and the reaction was stirred for 16 hours. Water (200 mL) was added followed by stirring for 30 minutes. The layers were separated and the organic fraction was sequentially washed with saturated aqueous sodium chloride, dried over anhydrous sodium sulfate, filtered and concentrated under reduced pressure. Recrystallization from 2-propanol afforded 14.1 g of 7-(benzyloxy)-3-nitro-*N*-(tetrahydro-2*H*-pyran-4-ylmethyl)quinolin-4-amine as a yellow powder.

Part D

7-(Benzyloxy)-3-nitro-*N*-(tetrahydro-2*H*-pyran-4-ylmethyl)quinolin-4-amine (14.1 g, 35.6 mmol) and 5% platinum on carbon (2.0 g) were added to a Parr vessel. The solids were covered with acetonitrile (200 mL) and placed on a hydrogenator. The vessel was degassed three times, then charged with 50 psi (3.4×10^5 Pa) hydrogen and allowed to shake for 3 hours, replenishing the hydrogen as needed. After 6 hours, the catalyst was removed by filtration through CELITE filter agent. The CELITE was washed with acetonitrile until the filtrate ran clear (~ 300 mL). The solvent was evaporated to ½ volume under reduced pressure and cooled to 8 °C. Propionyl chloride (3.15 mL, 35.6 mmol) was added dropwise to the solution over 3 minutes. The cooling bath was removed and the reaction was stirred for 16 hours. The resulting precipitate was filtered and washed with acetonitrile. Drying under vacuum for 1 hour afforded 14.2 g of *N*-{7-

(benzyloxy)-4-[(tetrahydro-2*H*-pyran-4-ylmethyl)amino]quinolin-3-yl}propanamide dihydrochloride as a tan solid.

Part E

N-{7-(Benzyloxy)-4-[(tetrahydro-2*H*-pyran-4-ylmethyl)amino]quinolin-3-yl}propanamide dihydrochloride (14.2 g, 31.1 mmol) was slurried in ethanol (150 mL) and diluted with water (50 mL). Potassium carbonate (12.3 g, 89 mmol) in water (15 mL) was added and the reaction was stirred until dissolution (~30 minutes). The reaction was then heated to 60 °C for 16 hours. The ethanol was evaporated under reduced pressure and the remaining water was extracted with dichloromethane. The organic fraction was sequentially washed with water, followed by saturated aqueous sodium chloride, dried over anhydrous sodium sulfate, filtered and concentrated. Recrystallization from acetonitrile afforded 8.4 g of 7-(benzyloxy)-2-ethyl-1-(tetrahydro-2*H*-pyran-4-ylmethyl)-1*H*-imidazo[4,5-*c*]quinoline as a tan powder.

Part F

7-(Benzyloxy)-2-ethyl-1-(tetrahydro-2*H*-pyran-4-ylmethyl)-1*H*-imidazo[4,5-*c*]quinoline (8.3 g, 20.7 mmol) was added to a Parr vessel containing 10% palladium on carbon (1.5 g) wetted with acetonitrile. Methanol (160 mL) was added and the vessel was placed on the hydrogenator. The vessel was degassed three times and charged with 50 psi (3.4×10^5 Pa) hydrogen. The vessel was allowed to shake for 16 hours, replenishing the hydrogen as needed. The catalyst was removed by filtration through glass fiber filter paper. The catalyst was washed with 3:1 chloroform/methanol. The filtrates were combined. Evaporation under reduced pressure afforded 6.1 g of 2-ethyl-1-(tetrahydro-2*H*-pyran-4-ylmethyl)-1*H*-imidazo[4,5-*c*]quinolin-7-ol as a gray solid.

Part G

The material was prepared using the general method described in Part A of Example 390. *tert*-Butyl 2-iodoethylcarbamate (5.26 g, 19.4 mmol added over 24 hours, then 1 g, 3.70 mmol after 72 hours), was used in lieu of *t*-butyl 3-iodopropylcarbamate. Purification via chromatography on a HORIZON HPFC system (gradient elution with 2-25% CMA in chloroform), followed by recrystallization from acetonitrile afforded 2.34 g of *tert*-butyl 2-{{2-ethyl-1-(tetrahydro-2*H*-pyran-4-ylmethyl)-1*H*-imidazo[4,5-*c*]quinolin-7-yl}oxy}ethylcarbamate as white flakes.

Part H

tert-Butyl 2-{{2-ethyl-1-(tetrahydro-2*H*-pyran-4-ylmethyl)-1*H*-imidazo[4,5-*c*]quinolin-7-yl}oxy}ethylcarbamate (2.3 g, 5.06 mmol) was slurried in ethyl acetate (20 mL). 32% Peracetic acid in acetic acid (1.06 mL, 5.06 mmol) was added in one portion and the reaction was heated to 50 °C for 2 hours. Another 0.250 mL (1.19 mmol) peracetic acid solution was added and the reaction was stirred for 1 additional hour. Sodium metabisulfite (1.2 g, 6.33 mmol) in water (2.5 mL) was added over 3 minutes and the reaction was stirred for 30 minutes. The heat was removed and the reaction was brought to pH 10 with saturated aqueous sodium carbonate (~ 10 mL). The milky slurry was cooled in an ice bath and subsequently filtered. The solid was washed with water and dried for 1 hour. Roughly 2.0 g of *tert*-butyl 2-{{2-ethyl-5-oxido-1-(tetrahydro-2*H*-pyran-4-ylmethyl)-1*H*-imidazo[4,5-*c*]quinolin-7-yl}oxy}ethylcarbamate was isolated as an off-white solid with water still remaining.

Part I

tert-Butyl 2-{{2-ethyl-5-oxido-1-(tetrahydro-2*H*-pyran-4-ylmethyl)-1*H*-imidazo[4,5-*c*]quinolin-7-yl}oxy}ethylcarbamate (wet from above) was slurried in dichloromethane (25 mL) and ammonium hydroxide (25 mL). *p*-Toluenesulfonyl chloride (0.810 g, 4.25 mmol) was added in one portion and the reaction was stirred for 16 hours. The layers were separated and the aqueous fraction was extracted with dichloromethane. The combined organic fractions were washed with water, then saturated aqueous sodium chloride. The organic fraction was dried over anhydrous sodium sulfate, filtered and concentrated. The material was purified by chromatography on a HORIZON HPFC system (silica gel, gradient elution with 2-20% CMA in chloroform) to afford 1.8 g of *tert*-butyl 2-{{4-amino-2-ethyl-1-(tetrahydro-2*H*-pyran-4-ylmethyl)-1*H*-imidazo[4,5-*c*]quinolin-7-yl}oxy}ethylcarbamate as a white foam. Recrystallization from acetonitrile of a small portion provided an analytical sample as a white solid, mp 200-201 °C. ¹H NMR (300 MHz, DMSO-*d*₆) δ 7.92 (d, *J* = 9.1 Hz, 1H), 7.05 (d, *J* = 2.7 Hz, 1H), 7.02 (t, *J* = 5.3 Hz, 1H), 6.90 (dd, *J* = 9.0, 2.6 Hz, 1H), 6.38 (s, 2H), 4.39-4.36 (m, 2H), 4.04 (t, *J* = 5.8 Hz, 2H), 3.84-3.79 (m, 2H), 3.34 (q, *J* = 5.7 Hz, 2H), 3.21-3.08 (m, 2H), 2.91 (q, *J* = 7.4 Hz, 2H), 2.14-1.97 (m, 1H), 1.54-1.36 (m, 4H), 1.39 (s, 9H), 1.36 (t, *J* = 7.4 Hz, 3H);

^{13}C NMR (125 MHz, DMSO- d_6) δ 155.0, 155.7, 153.7, 152.0, 146.6, 132.9, 125.1, 121.2, 111.5, 109.1, 108.2, 77.7, 66.6, 66.2, 49.6, 35.7, 29.6, 28.2, 20.1, 12.1;

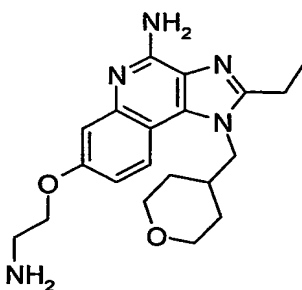
MS (APCI) m/z 470.3 (M + H) $^+$;

Anal. calcd for $\text{C}_{25}\text{H}_{35}\text{N}_5\text{O}_4$: C, 63.95; H, 7.51; N, 14.91. Found: C, 63.80; H, 7.54; N, 15.06.

5

Example 552

7-(2-Aminoethoxy)-2-ethyl-1-(tetrahydro-2H-pyran-4-ylmethyl)-1H-imidazo[4,5-c]quinolin-4-amine dihydrochloride



10

tert-Butyl 2-[[4-amino-2-ethyl-1-(tetrahydro-2H-pyran-4-ylmethyl)-1H-imidazo[4,5-c]quinolin-7-yl]oxy]ethylcarbamate (1.8 g, 3.83 mmol) was added to 4.0M ethanolic hydrogen chloride (13 mL) and the reaction was heated to 65 °C for 1 hour. The milky slurry solidified after 20 minutes. Ethanol (10 mL) was added to loosen the solid. After 1 hour, the heat was removed and the reaction was allowed to cool to ambient temperature. Filtration afforded 1.3 g of 7-(2-aminoethoxy)-2-ethyl-1-(tetrahydro-2H-pyran-4-ylmethyl)-1H-imidazo[4,5-c]quinolin-4-amine dihydrochloride as a white solid, mp 238 °C, decomposition.

15

^1H NMR (300 MHz, DMSO- d_6) δ 14.24 (s, 1H), 8.75 (br s, 2H), 8.43 (br s, 3H), 8.20 (d, J = 9.2 Hz, 1H), 7.36 (d, J = 2.5 Hz, 1H), 7.26 (dd, J = 9.1, 2.4 Hz, 1H), 4.50-4.47 (m, 2H), 4.36 (t, J = 4.9 Hz, 2H), 3.85-3.81 (m, 2H), 3.36-3.23 (m, 2H), 3.22-3.07 (m, 2H), 2.99 (q, J = 7.4 Hz, 2H), 2.13-1.94 (m, 1H), 1.59-1.40 (m, 4H), 1.40 (t, J = 7.4 Hz, 3H);

20

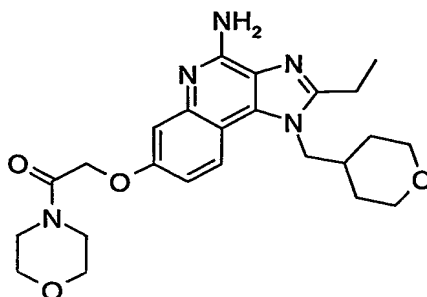
^{13}C NMR (125 MHz, DMSO- d_6) δ 158.3, 157.4, 148.9, 135.5, 135.3, 123.5, 122.9, 114.0, 106.9, 102.1, 66.5, 64.7, 49.9, 38.1, 35.6, 29.4, 20.2, 11.6;

25

MS (ESI) m/z 370.2 (M + H) $^+$.

Example 553

2-Ethyl-7-(2-morpholin-4-yl-2-oxoethoxy)-1-(tetrahydro-2H-pyran-4-ylmethyl)-1H-imidazo[4,5-c]quinolin-4-amine



5

Part A

mCPBA (2.0 g of 60%, 6.97 mmol) was added to a solution of 7-benzyloxy-2-ethyl-1-(tetrahydro-2H-pyran-4-ylmethyl)-1H-imidazo[4,5-c]quinoline (2.8 g, 6.97 mmol) in chloroform (50 mL). After 30 minutes an additional equivalent of mCPBA was added and the reaction mixture was stirred for an additional hour. Ammonium hydroxide (20 mL) was added and the reaction mixture was stirred for 10 minutes. *p*-Toluenesulfonyl chloride (1.33 g, 6.97 mmol) was added in a single portion and the reaction mixture was stirred for 16 hours. The layers were separated and the aqueous layer was extracted with dichloromethane (2 x 100 mL). The organics were combined, washed with water and brine, dried over sodium sulfate, filtered, and then concentrated under reduced pressure. The residue was purified by chromatography on a HORIZON HPFC system (40+M cartridge eluting with a gradient of 2 to 25% CMA in chloroform). The residue was combined with acetonitrile and allowed to stand overnight. A solid was isolated by filtration and rinsed with acetonitrile to provide 1.96 g of 7-benzyloxy-2-ethyl-1-(tetrahydro-2H-pyran-4-ylmethyl)-1H-imidazo[4,5-c]quinolin-4-amine as a tan solid.

20

Part B

A mixture of 7-benzyloxy-2-ethyl-1-(tetrahydro-2H-pyran-4-ylmethyl)-1H-imidazo[4,5-c]quinolin-4-amine (1.76 g, 4.23 mmol), palladium on carbon (1 g), and ethanol (50 mL) was shaken under hydrogen pressure (50 psi, 3.4×10^5 Pa) on a Parr apparatus overnight. The reaction mixture was diluted with dichloromethane (75 mL) and then filtered through a layer of CELITE filter agent. The filter cake was rinsed with 25%

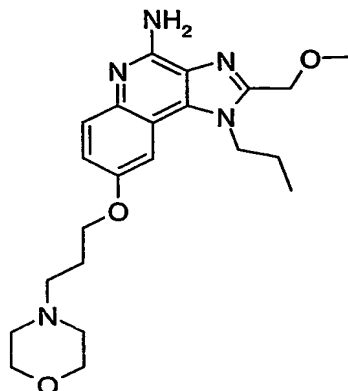
25

methanol in chloroform (400 mL). The combined filtrates were concentrated under reduced pressure to provide a white solid. This material was slurried with methanol, isolated by filtration, and dried under vacuum to provide 0.98 g of 4-amino-2-ethyl-1-(tetrahydro-2*H*-pyran-4-ylmethyl)-1*H*-imidazo[4,5-*c*]quinolin-7-ol.

5 Part C

A mixture of 4-amino-2-ethyl-1-(tetrahydro-2*H*-pyran-4-ylmethyl)-1*H*-imidazo[4,5-*c*]quinolin-7-ol (500 mg, 1.53 mmol), 2-bromo-1-(morpholin-4-yl)ethanone (351 mg, 1.69 mmol), cesium carbonate (1.5 g, 4.59 mmol) and anhydrous DMF was heated at 70 °C overnight. The reaction mixture was cooled, poured into water (350 mL),
10 and then extracted with dichloromethane (2 x 100 mL). The combined organics were dried over magnesium sulfate, filtered, and then concentrated under reduced pressure. The residue was dissolved in dichloromethane and filtered. The filtrate was purified by chromatography on a HORIZON HPFC system (eluting with a gradient of 0 to 8% methanol in dichloromethane). The product was recrystallized from acetonitrile to provide
15 362 mg of 2-ethyl-7-(2-morpholin-4-yl-2-oxoethoxy)-1-(tetrahydro-2*H*-pyran-4-ylmethyl)-1*H*-imidazo[4,5-*c*]quinolin-4-amine as a white powder, mp 245-247 °C. Anal. calcd for C₂₄H₃₁N₅O₄: C, 63.56; H, 6.89; N, 15.44. Found: C, 63.20; H, 6.78; N, 15.31.

Example 554

2-Methoxymethyl-8-(3-morpholin-4-ylpropoxy)-1-propyl-1*H*-imidazo[4,5-*c*]quinolin-4-amine

5 Part A

Cesium carbonate (5.7 g, 17.4 mmol, 2 eq) was added to a mixture of 8-hydroxy-2-methoxymethyl-1-propyl-1*H*-imidazo[4,5-*c*]quinolin-4-amine (2.5 g, 8.7 mmol, 1 eq), prepared as described in Examples 523-550 Parts A - D, 1-bromo-3-chloropropane (0.94 mL, 9.6 mmol, 1.1 eq), and 50 mL of *N,N*-dimethylformamide (DMF). The reaction mixture was stirred overnight. Analysis by HPLC indicated the reaction was incomplete. Additional cesium carbonate (2.85 g) was added to the reaction mixture and the mixture was heated to 50 °C overnight. Analysis by HPLC indicated the reaction was complete and the reaction mixture was poured into a brine solution (250 g of sodium chloride in 800 mL of deionized water). After 20 minutes, a dark brown/black material precipitated and was filtered. The solid material was dissolved in chloroform, dried over magnesium sulfate, and purified by chromatography on a HORIZON HPFC system (eluting with a gradient of methanol/dichloromethane (20:80) in dichloromethane from 0:100 to 30:70). The combined fractions were concentrated, dissolved in dichloromethane and methanol, and concentrated under reduced pressure to yield 1.18 g of 8-(3-chloropropoxy)-2-methoxymethyl-1-propyl-1*H*-imidazo[4,5-*c*]quinolin-4-amine.

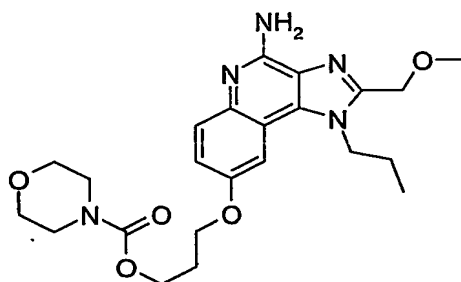
20 Part B

Potassium carbonate (530 mg, 3.84 mmol), morpholine (92 mg, 1.06 mmol), and 8-(3-chloropropoxy)-2-methoxymethyl-1-propyl-1*H*-imidazo[4,5-*c*]quinolin-4-amine (350 mg, 0.96 mmol) were added to 15 mL of DMF and heated to 50 °C for 18 hours. Analysis

by LC/MS indicated the presence of two peaks and the reaction mixture was cooled and poured into 500 mL of deionized water. After three hours, no precipitation was observed. Sodium chloride (250 g) was added to the mixture and the mixture was stirred vigorously overnight. The precipitate was collected by filtration, dissolved in dichloromethane, and purified by chromatography on a HORIZON HPFC system (eluting with a gradient of methanol/dichloromethane (20:80) in dichloromethane from 0:100 to 40:60). The resulting material was concentrated under reduced pressure, crystallized from acetonitrile, and dried under high vacuum to yield 36 mg of 2-methoxymethyl-8-(3-morpholin-4-ylpropoxy)-1-propyl-1*H*-imidazo[4,5-*c*]quinolin-4-amine as tan crystals, mp 193-196 °C. Anal. calcd for C₂₂H₃₁N₅O₃: C, 63.90; H, 7.56; N, 16.94. Found: C, 63.58; H, 7.76; N, 17.28.

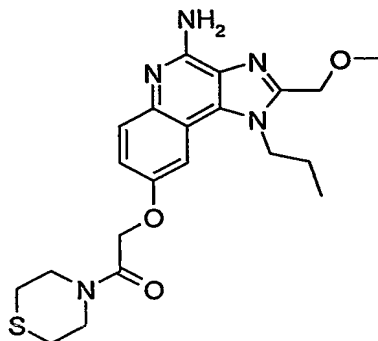
Example 555

3-{{4-Amino-2-(methoxymethyl)-1-propyl-1*H*-imidazo[4,5-*c*]quinolin-8-yl}oxy}propyl morpholine-4-carboxylate



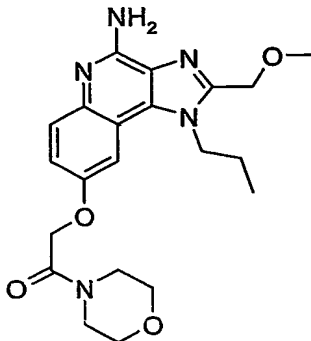
A second product was isolated after chromatographic purification of Example 554; 92 mg of 3-{{4-amino-2-(methoxymethyl)-1-propyl-1*H*-imidazo[4,5-*c*]quinolin-8-yl}oxy}propyl morpholine-4-carboxylate was isolated as pale yellow crystals, mp 173-174 °C. Anal. calcd for C₂₃H₃₁N₅O₅: C, 60.38; H, 6.83; N, 15.31. Found: C, 60.12; H, 7.09; N, 15.44.

Example 556

2-(Methoxymethyl)-8-(2-oxo-2-thiomorpholin-4-ylethoxy)-1-propyl-1*H*-imidazo[4,5-*c*]quinolin-4-amine

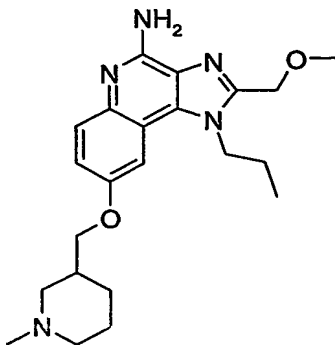
5 Cesium carbonate (1.7 g, 5.22 mmol, 3 eq) was added to a mixture of 4-(bromoacetyl)thiomorpholine (468 mg, 2.09 mmol, 1.2 eq, prepared according to the method described in Part C of Example 30) and 8-hydroxy-2-methoxymethyl-1-propyl-1*H*-imidazo[4,5-*c*]quinolin-4-amine (500 mg, 1.74 mmol, 1.0 eq) in 20 mL of DMF. The reaction mixture was heated to 70 °C and maintained for 14 hours. The reaction mixture
10 was then cooled to ambient temperature, filtered, diluted with 50 mL of dichloromethane, concentrated under reduced pressure, and filtered to afford crude material. The crude material was purified by chromatography on a HORIZON HPFC system (eluting with a gradient of methanol/dichloromethane (20:80) in dichloromethane from 0:100 to 40:60), concentrated under reduced pressure, and crystallized from acetonitrile to afford 231 mg of
15 2-(methoxymethyl)-8-(2-oxo-2-thiomorpholin-4-ylethoxy)-1-propyl-1*H*-imidazo[4,5-*c*]quinolin-4-amine as an off white solid, mp 214-216 °C.
Anal. calcd for C₂₁H₂₇N₅O₃S: C, 58.72; H, 6.34; N, 16.30. Found: C, 58.60; H, 6.48; N, 16.41.

Example 557

2-(Methoxymethyl)-8-(2-morpholin-4-yl-2-oxoethoxy)-1-propyl-1*H*-imidazo[4,5-*c*]quinolin-4-amine

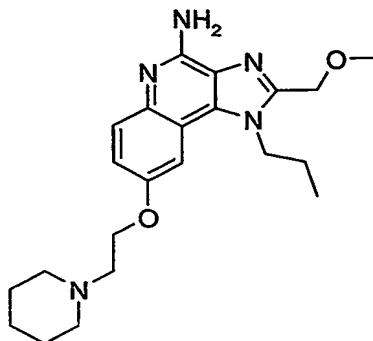
5 Cesium carbonate (1.7 g, 5.25 mmol, 3 eq) was added to a mixture of 2-bromo-1-morpholin-4-yl-ethanone (400 mg, 1.92 mmol, 1.1 eq), 8-hydroxy-2-methoxymethyl-1-propyl-1*H*-imidazo[4,5-*c*]quinolin-4-amine (500 mg, 1.75 mmol, 1.0 eq), and anhydrous DMF. The reaction mixture was heated to 70 °C and maintained overnight. The reaction mixture was then cooled to ambient temperature, filtered, and concentrated under reduced
10 pressure to yield a dark oil. The dark oil was dissolved in dichloromethane, filtered, purified by chromatography on a HORIZON HPFC system (eluting with a gradient of methanol/dichloromethane (20:80) in dichloromethane from 0:100 to 40:60), and crystallized from acetonitrile to afford 356 mg of 2-(methoxymethyl)-8-(2-morpholin-4-yl-2-oxoethoxy)-1-propyl-1*H*-imidazo[4,5-*c*]quinolin-4-amine as an off white powder, mp
15 201-204 °C.
Anal. calcd for C₂₁H₂₇N₅O₄: C, 61.00; H, 6.58; N, 16.94. Found: C, 60.82; H, 6.51; N, 16.86.

Example 558

2-Methoxymethyl-8-(1-methylpiperidin-3-ylmethoxy)-1-propyl-1*H*-imidazo[4,5-*c*]quinolin-4-amine

5 Potassium carbonate (1.48 g, 10.75 mmol), 3-chloromethyl-1-methyl-piperidine hydrochloride (483 mg, 2.62 mmol), sodium iodide (100 mg, 0.66 mmol), and 8-hydroxy-2-methoxymethyl-1-propyl-1*H*-imidazo[4,5-*c*]quinolin-4-amine (500 mg, 1.75 mmol) were combined in acetone and heated at reflux overnight. No desired product was detected and the reaction mixture was filtered. The filtrate was concentrated under
10 reduced pressure, dissolved in DMF, and heated at 90 °C overnight. The reaction mixture was then cooled to ambient temperature, filtered, and concentrated under reduced pressure to provide a dark oil. The oil was dissolved in dichloromethane, filtered, purified by chromatography on a HORIZON HPFC system (eluted with a gradient of CMA:chloroform from 0:100 to 35:65), and crystallized from acetonitrile to afford 160 mg
15 of 2-methoxymethyl-8-(1-methyl-piperidin-3-yl-methoxy)-1-propyl-1*H*-imidazo[4,5-*c*]quinolin-4-amine as a tan powder, mp 194-196 °C.
Anal. calcd for C₂₂H₃₁N₅O₂ : C, 66.47; H, 7.86; N, 17.62. Found: C, 66.27; H, 8.15; N, 17.74.

Example 559

2-Methoxymethyl-8-(2-piperidin-1-ylethoxy)-1-propyl-1*H*-imidazo[4,5-*c*]quinolin-4-amine

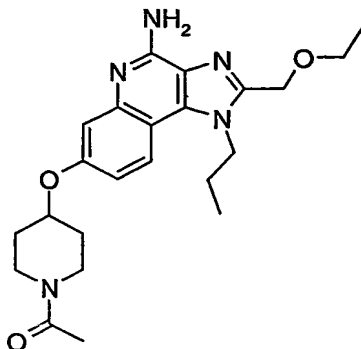
5 Potassium carbonate (1.48 g, 10.75 mmol), *N*-(2-chloroethyl)-piperidine hydrochloride (483 mg, 2.62 mmol), sodium iodide (100 mg, 0.66 mmol), and 8-hydroxy-2-methoxymethyl-1-propyl-1*H*-imidazo[4,5-*c*]quinolin-4-amine (500 mg, 1.75 mmol) were combined in acetone as a slurry and heated at reflux overnight. The reaction mixture was cooled to ambient temperature and filtered. The filter cake was washed with acetone and the combined filtrate was concentrated under reduced pressure to afford a solid. The solid material was dissolved in dichloromethane and purified by chromatography on a HORIZON HPFC system (eluting with a gradient of CMA:chloroform from 0:100 to 40:60). The resulting material was concentrated under reduced pressure and crystallized from acetonitrile to afford 175 mg of 2-methoxymethyl-8-(2-piperidin-1-ylethoxy)-1-propyl-1*H*-imidazo[4,5-*c*]quinolin-4-amine as tan crystals, mp 160-162 °C. Anal. calcd for $C_{22}H_{31}N_5O_2 \cdot 0.33 CH_3CN \cdot 0.33 H_2O$: C, 65.18; H, 7.90; N, 17.82. Found: C, 65.18; H, 8.05; N, 18.10.

10

15

Example 560

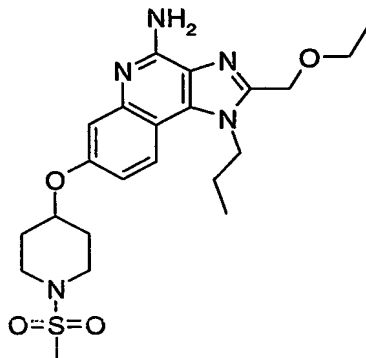
7-[(1-Acetylpiperidin-4-yl)oxy]-2-(ethoxymethyl)-1-propyl-1*H*-imidazo[4,5-*c*]quinolin-4-amine



- 5 2-(Ethoxymethyl)-7-(piperidin-4-yloxy)-1-propyl-1*H*-imidazo[4,5-*c*]quinolin-4-amine (0.500 g, 1.3 mmol) was slurried in dichloromethane (13 mL). Acetic anhydride (0.122 mL, 1.3 mmol) was added dropwise to the slurry and the mixture was stirred for 36 hours. Saturated aqueous sodium carbonate (5 mL) was added and the reaction was stirred for 1 hour. The layers were separated and the organic fraction was purified by
- 10 chromatography on a HORIZON HPFC system (silica gel, gradient elution with 1-22% CMA in chloroform). The resulting amorphous solid was triturated with boiling acetonitrile. Filtration afforded 0.270 g of 7-[(1-acetylpiperidin-4-yl)oxy]-2-(ethoxymethyl)-1-propyl-1*H*-imidazo[4,5-*c*]quinolin-4-amine as an off-white solid, mp 178-179.5 °C.
- 15 ¹H NMR (300 MHz, DMSO-*d*₆) δ 7.91 (d, *J* = 9.0 Hz, 1H), 7.13 (d, *J* = 2.6 Hz, 1H), 6.96 (dd, *J* = 9.0, 2.6 Hz, 1H), 6.52 (s, 2H), 4.75 (s, 2H), 4.75-4.66 (m, 1H), 4.52-4.41 (m, 2H), 3.98-3.82 (m, 1H), 3.78-3.64 (m, 1H), 3.55 (q, *J* = 7.0 Hz, 2H), 3.44-3.16 (m, 2H), 2.09-1.77 (m, 4H), 2.03 (s, 3H), 1.74-1.45 (m, 2H), 1.16 (t, *J* = 7.0 Hz, 3H), 1.00 (t, *J* = 7.3 Hz, 3H);
- 20 MS (APCI) *m/z* 426.2 (M + H)⁺;
 Anal. calcd for C₂₃H₃₁N₅O₃: C, 64.92; H, 7.34; N, 16.46. Found: C, 64.76; H, 7.64; N, 16.60.

Example 561

2-(Ethoxymethyl)-7-[[1-(methylsulfonyl)piperidin-4-yl]oxy]-1-propyl-1*H*-imidazo[4,5-*c*]quinolin-4-amine



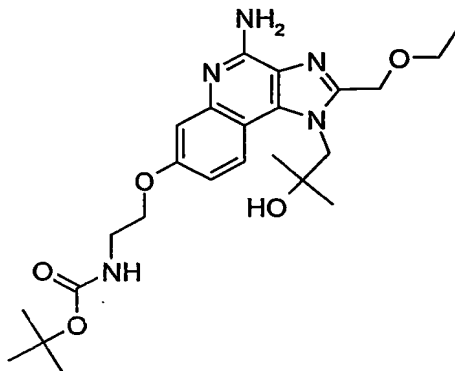
5 The general method described in Example 560 was followed using
methanesulfonyl chloride (0.100 mL, 1.3 mmol) in lieu of acetic anhydride. The reaction
time was reduced to 2 hours. Filtration from acetonitrile afforded 0.381 g of 2-
(ethoxymethyl)-7-[[1-(methylsulfonyl)piperidin-4-yl]oxy]-1-propyl-1*H*-imidazo[4,5-
c]quinolin-4-amine as a pale yellow solid, mp 215-217 °C.

10 ¹H NMR (300 MHz, DMSO-*d*₆) δ 7.92 (d, *J* = 9.0 Hz, 1H), 7.13 (d, *J* = 2.5 Hz, 1H), 6.97
(dd, *J* = 9.0, 2.5 Hz, 1H), 6.53 (s, 2H), 4.75 (s, 2H), 4.72-4.62 (m, 1H), 4.53-4.41 (m, 2H),
3.55 (q, *J* = 7.0 Hz, 2H), 3.46-3.32 (m, 2H), 3.23-3.08 (m, 2H), 2.92 (s, 3H), 2.14-1.99 (m,
2H), 1.94-1.71 (m, 4H), 1.16 (t, *J* = 7.0 Hz, 3H), 1.00 (t, *J* = 7.4 Hz, 3H);

15 ¹³C NMR (125 MHz, DMSO-*d*₆) δ 155.7, 152.3, 148.1, 147.0, 133.3, 125.0, 121.5, 112.5,
110.0, 109.0, 70.7, 65.3, 64.2, 46.7, 42.6, 34.4, 29.8, 23.0, 14.9, 10.7;
MS (APCI) *m/z* 462.3 (M + H)⁺;
Anal. calcd for C₂₂H₃₁N₅O₄S: C, 57.25; H, 6.77; N, 15.17; %S, 6.95. Found: C, 57.14; H,
7.04; N, 15.48; %S, 6.77.

Example 562

tert-Butyl 2-{{[4-amino-2-(ethoxymethyl)-1-(2-hydroxy-2-methylpropyl)-1*H*-imidazo[4,5-*c*]quinolin-7-yl]oxy}ethylcarbamate



5 A modification of the methods described in Parts A-I of Example 2 was used to prepare 2-(ethoxymethyl)-1-(2-hydroxy-2-methylpropyl)-1*H*-imidazo[4,5-*c*]quinolin-7-ol, with 3-benzyloxylaniline and 1-amino-2-methylpropan-2-ol used in lieu of 4-benzyloxylaniline and propylamine, respectively.

Part A

10 2-(Ethoxymethyl)-1-(2-hydroxy-2-methylpropyl)-1*H*-imidazo[4,5-*c*]quinolin-7-ol (4.0 g, 12.7 mmol) and cesium carbonate (6.20 g, 19.0 mmol) were slurried in DMF (100 mL). *tert*-Butyl 2-iodoethylcarbamate (4.12 g, 15.2 mmol) in DMF (27 mL) was added, and the mixture was heated to 65 °C under nitrogen. After 15 hours, the DMF was removed under reduced pressure. The residue was taken up in dichloromethane and washed repeatedly with water. The organic layer was dried over anhydrous sodium sulfate, filtered and evaporated under reduced pressure. The residue was purified by chromatography on a HORIZON HPFC system (silica gel, 2-30% CMA in chloroform) to afford, after evaporation of the solvent, 2.9 g of *tert*-butyl 2-{{[2-(ethoxymethyl)-1-(2-hydroxy-2-methylpropyl)-1*H*-imidazo[4,5-*c*]quinolin-7-yl]oxy}ethylcarbamate as a tan foam.

15
20

Part B

tert-Butyl 2-{{[2-(ethoxymethyl)-1-(2-hydroxy-2-methylpropyl)-1*H*-imidazo[4,5-*c*]quinolin-7-yl]oxy}ethylcarbamate (2.9 g, 6.32 mmol) was dissolved in ethyl acetate (25 mL). 32% Peracetic acid in acetic acid (1.99 mL, 9.48 mmol) was added to the solution and the mixture was heated to 50 °C for 2 hours. Another 0.5 mL of the peracetic acid

25

solution (2.37 mmol) was added and the reaction was stirred for 1 hour. A solution of sodium metabisulfite in water (1.5 g in 3.0 mL) was added in two portions and the reaction mixture was stirred for 10 minutes. The heat was then removed and the solution was brought to pH \approx 10 with saturated aqueous sodium carbonate (\sim 15 mL). The resulting precipitate was filtered, washed with ethyl acetate (10 mL) and water (10 mL), and dried under vacuum to afford 2.8 g of *tert*-butyl 2-{{2-(ethoxymethyl)-1-(2-hydroxy-2-methylpropyl)-5-oxido-1*H*-imidazo[4,5-*c*]quinolin-7-yl}oxy}ethylcarbamate as a white paper-like solid with some water remaining.

Part C

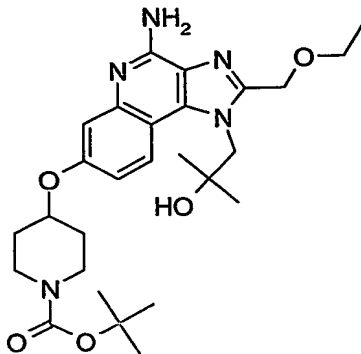
tert-Butyl 2-{{2-(ethoxymethyl)-1-(2-hydroxy-2-methylpropyl)-5-oxido-1*H*-imidazo[4,5-*c*]quinolin-7-yl}oxy}ethylcarbamate (2.8 g, 5.05 mmol) was dissolved in dichloromethane (35 mL) and ammonium hydroxide (25 mL). *p*-Toluenesulfonyl chloride (0.962 g, 5.05 mmol) was added in one portion and the reaction was stirred for 16 hours. The layers were separated and the aqueous fraction was extracted with dichloromethane. The organics were combined and evaporated under reduced pressure. The residue was purified by chromatography on a HORIZON HPFC system (silica gel, 2-25% CMA in chloroform) to provide 1.95 g of *tert*-butyl 2-{{4-amino-2-(ethoxymethyl)-1-(2-hydroxy-2-methylpropyl)-1*H*-imidazo[4,5-*c*]quinolin-7-yl}oxy}ethylcarbamate as white crystals.

^1H NMR (300 MHz, DMSO-*d*₆) δ 8.16 (d, *J* = 9.1 Hz, 1H), 7.06-6.98 (m, 1H), 7.02 (d, *J* = 2.6 Hz, 1H), 6.84 (dd, *J* = 9.0, 2.6 Hz, 1H), 6.49 (s, 2H), 5.01-4.73 (m, 1H), 4.86 (s, 2H), 4.61 (br s, 2H), 4.04 (t, *J* = 5.8 Hz, 2H), 3.50 (q, *J* = 7.0 Hz, 2H), 3.39-3.27 (m, 2H), 1.39 (s, 9H), 1.16 (br s, 6H), 1.13 (t, *J* = 7.0 Hz, 3H);

MS (ESI) *m/z* 474.3 (M + H)⁺.

Example 563

tert-Butyl 4-{{[4-amino-2-(ethoxymethyl)-1-(2-hydroxy-2-methylpropyl)-1*H*-imidazo[4,5-*c*]quinolin-7-yl]oxy}piperidine-1-carboxylate



5 Part A

2-(Ethoxymethyl)-1-(2-hydroxy-2-methylpropyl)-1*H*-imidazo[4,5-*c*]quinolin-7-ol (3.31 g, 10.5 mmol), triphenylphosphine (3.43 g, 13.1 mmol) and *tert*-butyl 4-hydroxypiperidine-1-carboxylate (2.64 g, 13.1 mmol) were slurried in THF (105 mL) and cooled with an ice/water bath. Diisopropyl azodicarboxylate (2.58 mL, 13.1 mmol) was added dropwise. The cooling bath was removed and the reaction was stirred for 16 hours. The solvent was removed under reduced pressure and the residue was purified by chromatography on a HORIZON HPFC system (silica gel, gradient elution with 1-28% CMA in chloroform) to afford 3.32 g of *tert*-butyl 4-{{[2-(ethoxymethyl)-1-(2-hydroxy-2-methylpropyl)-1*H*-imidazo[4,5-*c*]quinolin-7-yl]oxy}piperidine-1-carboxylate as a tan foam.

15 Part B

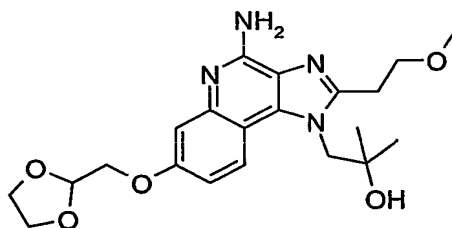
To a stirring solution of *tert*-butyl 4-{{[2-(ethoxymethyl)-1-(2-hydroxy-2-methylpropyl)-1*H*-imidazo[4,5-*c*]quinolin-7-yl]oxy}piperidine-1-carboxylate (3.32 g, 6.66 mmol) in chloroform (70 mL) was added 3-chloroperoxybenzoic acid (2.29 g, 6.66 mmol, based on 50% purity). After 30 minutes, concentrated ammonium hydroxide (35 mL) was added and the reaction was stirred for 15 minutes. *p*-Toluenesulfonyl chloride (1.27 g, 6.66 mmol) was added in one portion and stirring was continued for 16 additional hours. The layers were separated and the organic fraction was washed with water, then saturated aqueous sodium chloride. The organic fraction was evaporated under reduced pressure and the residue was purified by chromatography on a HORIZON HPFC system (silica gel,

gradient elution with 2-28% CMA in chloroform), followed by recrystallization from acetonitrile to afford 0.630 g of *tert*-butyl 4-[[4-amino-2-(ethoxymethyl)-1-(2-hydroxy-2-methylpropyl)-1*H*-imidazo[4,5-*c*]quinolin-7-yl]oxy}piperidine-1-carboxylate as a tan crystalline solid, mp 214-215 °C, decomposition.

- 5 ¹H NMR (300 MHz, DMSO-*d*₆) δ 8.16 (d, *J* = 9.1 Hz, 1H), 7.07 (d, *J* = 2.6 Hz, 1H), 6.86 (dd, *J* = 9.1, 2.6 Hz, 1H), 6.48 (s, 2H), 5.04-4.74 (m, 1H), 4.86 (s, 2H), 4.70-4.53 (m, 3H), 3.79-3.64 (m, 2H), 3.50 (q, *J* = 7.0 Hz, 2H), 3.28-3.12 (m, 2H), 2.04-1.88 (m, 2H), 1.67-1.47 (m, 2H), 1.41 (s, 9H), 1.16 (br s, 6H), 1.13 (t, *J* = 7.0 Hz, 3H);
MS (ESI) *m/z* 514.4 (M + H)⁺;
10 Anal. calcd for C₂₇H₃₉N₅O₅: C, 63.14; H, 7.65; N, 13.63. Found: C, 62.79; H, 7.77; N, 13.41.

Example 564

- 15 1-[4-Amino-7-(1,3-dioxolan-2-ylmethoxy)-2-(2-methoxyethyl)-1*H*-imidazo[4,5-*c*]quinolin-1-yl]-2-methylpropan-2-ol



- [7-Benzyloxy-2-(2-methoxyethyl)-1*H*-imidazo[4,5-*c*]quinolin-1-yl]-2-methylpropan-2-ol was prepared according to a modification of the methods described in Parts A-H of Example 2, with 3-benzyloxyaniline, 1-amino-2-methylpropan-2-ol, and 3-methoxypropanoyl chloride used in lieu of 4-benzyloxyaniline, propylamine, and ethoxyacetyl chloride, respectively. The general methods described in Parts H through J of Example 1 were used to convert [7-benzyloxy-2-(2-methoxyethyl)-1*H*-imidazo[4,5-*c*]quinolin-1-yl]-2-methylpropan-2-ol to 4-amino-1-(2-hydroxy-2-methylpropyl)-2-(2-methoxyethyl)-1*H*-imidazo[4,5-*c*]quinolin-7-ol. A mixture of 4-amino-1-(2-hydroxy-2-methylpropyl)-2-(2-methoxyethyl)-1*H*-imidazo[4,5-*c*]quinolin-7-ol (375 mg, 1.13 mmol), 2-bromomethyl-1,3-dioxolane (208 mg, 1.24 mmol) and potassium carbonate (312 mg, 2.26 mmol) in DMF (15 mL) was heated at 70 °C overnight. The temperature was
- 20
25

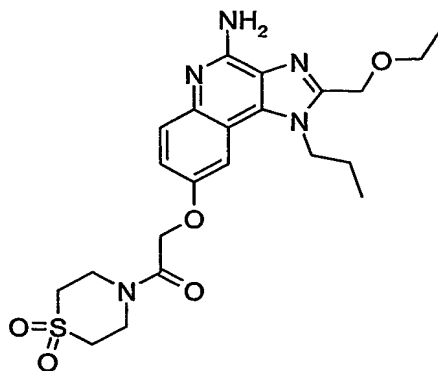
increased to 130 °C and additional 2-bromomethyl-1,3-dioxolane and potassium carbonate were added over 3 days. The reaction mixture was allowed to cool to room temperature, then was filtered to remove the solids. The filtrate was concentrated under reduced pressure and the residue was slurried in dichloromethane. Again, the solids were removed by filtration and the filtrate was concentrated under reduced pressure. Purification by chromatography on a HORIZON HPFC system (silica gel, gradient elution with 0-35% methanol/dichloromethane (20:80) in dichloromethane) followed by recrystallization from acetonitrile provide 20 mg of 1-[4-amino-7-(1,3-dioxolan-2-ylmethoxy)-2-(2-methoxyethyl)-1*H*-imidazo[4,5-*c*]quinolin-1-yl]-2-methylpropan-2-ol as off white crystals, mp 131.0-136.0 °C.

MS (APCI) *m/z* 417 (M+H)⁺;

Anal. calcd for C₂₁H₂₈N₄O₅•0.58 H₂O: C, 59.08; H, 6.89; N, 13.12. Found: C, 59.08; H, 7.00; N, 13.18.

Example 565

8-[2-(1,1-Dioxidothiomorpholin-4-yl)-2-oxoethoxy]-2-(ethoxymethyl)-1-propyl-1*H*-imidazo[4,5-*c*]quinolin-4-amine



Part A

The synthesis of 2-(ethoxymethyl)-1-propyl-1*H*-imidazo[4,5-*c*]quinolin-8-ol is described in Parts A-I of Example 2. A mixture of 2-(ethoxymethyl)-1-propyl-1*H*-imidazo[4,5-*c*]quinolin-8-ol (1.0 g, 3.5 mmol), 4-(bromoacetyl)thiomorpholine (941 mg, 4.2 mmol, prepared from thiomorpholine according to the method described in Part C of Example 30), and cesium carbonate (3.4 g, 10.5 mmol) in DMF was heated at 70 °C for 6 hours, then at 50 °C overnight. The reaction was allowed to cool to room temperature and

the solids were removed by filtration. The filtrate was concentrated under reduced pressure and the residue was treated with dichloromethane. More solids were removed by filtration. The filtrate was used in the next step.

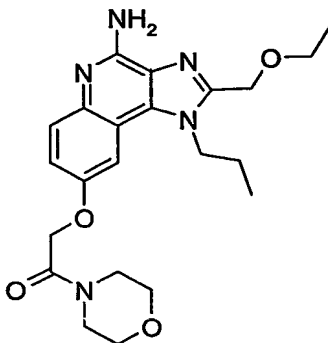
Part B

5 The filtrate from Part A was diluted with dichloromethane (400 mL). mCPBA (60% pure, 3.50 g, 12.3 mmol) was added in portions to the stirred solution. After 5 hours, concentrated ammonium hydroxide (200 mL) was added in two portions. The mixture was stirred vigorously as *p*-toluenesulfonyl chloride (805 mg, 4.2 mmol) was added over 10 minutes. After 1 hour, the mixture was transferred to a separatory funnel
10 and the layers were separated. The organic layer was washed with 1% aqueous sodium carbonate (2 x 100 mL). The aqueous layers were combined and extracted with chloroform (6 x 100 mL). The organic layers were combined, dried over magnesium sulfate, filtered, and concentrated under reduced pressure. The crude product was purified
15 by chromatography on a HORIZON HPFC system (silica gel, gradient elution with 0-35% CMA in chloroform) then recrystallized from acetonitrile to provide 80 mg of 8-[2-(1,1-dioxidothiomorpholin-4-yl)-2-oxoethoxy]-2-(ethoxymethyl)-1-propyl-1*H*-imidazo[4,5-*c*]quinolin-4-amine as an off white solid, mp 223.0-225.0 °C.

MS (APCI) *m/z* 476 (M+H)⁺;

Anal. calcd for C₂₂H₂₉N₅O₅S: C, 55.56; H, 6.15; N, 14.73. Found: C, 55.45; H, 6.14; N,
20 15.08.

Example 566

2-(Ethoxymethyl)-8-(2-morpholin-4-yl-2-oxoethoxy)-1-propyl-1*H*-imidazo[4,5-*c*]quinolin-4-amine

5 Part A

mCPBA (60% pure, 27.5 g, 95.9 mmol) was added in small portions over a period of 20 minutes to 8-benzyloxy-2-(ethoxymethyl)-1-propyl-1*H*-imidazo[4,5-*c*]quinoline (30.0 g, 79.9 mmol, prepared in Parts A through H of Example 2) in dichloromethane (400 mL). After the reaction was stirred for two hours, it was washed with 1% aqueous sodium carbonate (3 x 100 mL). The combined aqueous washings were extracted with chloroform (200 mL), and the combined organic fractions were dried over magnesium sulfate and filtered. Trichloroacetyl isocyanate (18.0 g, 95.9 mmol) was added dropwise to the filtrate, and then the reaction was stirred overnight at ambient temperature. Concentrated ammonium hydroxide (100 mL) was slowly added, and the mixture was stirred at ambient temperature for 30 minutes. The organic layer was separated and washed with 1% aqueous sodium carbonate (2 x 100 mL). The combined aqueous fractions were extracted with chloroform (3 x 75 mL). The organic fractions were combined, dried over magnesium sulfate, filtered, and concentrated under reduced pressure to yield a dark semi-solid. The crude product was purified on silica gel (1 kg, eluting sequentially with 2% methanol in chloroform and 5% methanol in chloroform) to provide 22 g of 8-benzyloxy-2-(ethoxymethyl)-1-propyl-1*H*-imidazo[4,5-*c*]quinolin-4-amine as an off-white solid.

Part B

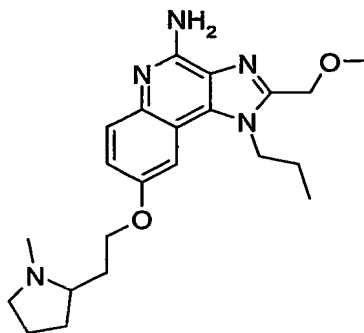
A dispersion of 8-benzyloxy-2-(ethoxymethyl)-1-propyl-1*H*-imidazo[4,5-*c*]quinolin-4-amine (22.0 g, 56.3 mmol) and 10% palladium on carbon (7.5 g) in 50:50 ethanol/methanol (300 mL) was shaken under hydrogen pressure on a Parr apparatus at 50

psi (3.4×10^5 Pa) for three days. The reaction mixture was filtered to remove the catalyst, which was washed with hot ethanol/methanol (3 L). The filtrate was concentrated under reduced pressure. The resulting solid was triturated with methanol and isolated by filtration to provide 10.4 g of 4-amino-2-(ethoxymethyl)-1-propyl-1*H*-imidazo[4,5-*c*]quinolin-8-ol as an off-white solid.

Part C

Cesium carbonate (1.62 g, 5.00 mmol) was added to a solution of 2-bromo-1-morpholin-4-yl-ethanone (414 mg, 1.99 mmol), 4-amino-2-(ethoxymethyl)-1-propyl-1*H*-imidazo[4,5-*c*]quinolin-8-ol (500 mg, 1.66 mmol), and anhydrous DMF (20 mL). The reaction mixture was heated at 75 °C overnight, allowed to cool, and poured into deionized water (300 mL). The resulting mixture was stirred for 30 minutes and then extracted with chloroform (3 x 100 mL). The combined organic fractions were dried over magnesium sulfate, filtered, and concentrated under reduced pressure. The resulting solid was purified by chromatography on a HORIZON HPFC system (silica cartridge, eluting with a gradient of 0-35% methanol/dichloromethane (10:90) in dichloromethane). The resulting solid was recrystallized from acetonitrile to yield 333 mg of 2-(ethoxymethyl)-8-(2-morpholin-4-yl-2-oxoethoxy)-1-propyl-1*H*-imidazo[4,5-*c*]quinolin-4-amine as an off-white solid, mp 196-197 °C. Anal. calcd for $C_{22}H_{29}N_5O_4$: C, 61.81; H, 6.84; N, 16.38. Found: C, 61.72; H, 6.86; N, 16.62.

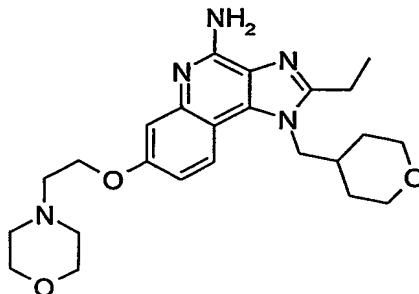
Example 567

2-(Methoxymethyl)-8-[2-(1-methylpyrrolidin-2-yl)ethoxy]-1-propyl-1*H*-imidazo[4,5-*c*]quinolin-4-amine

5 Potassium carbonate (1.48 g, 10.75 mmol), 2-(2-chloroethyl)-1-methylpyrrolidine hydrochloride (483 mg, 2.62 mmol), sodium iodide (100 mg, 0.66 mmol), and 8-hydroxy-2-methoxymethyl-1-propyl-1*H*-imidazo[4,5-*c*]quinolin-4-amine (500 mg, 1.75 mmol) were combined in acetone and heated at reflux overnight. Additional 2-(2-chloroethyl)-1-methylpyrrolidine hydrochloride and potassium carbonate were added, and the reaction
10 was heated at reflux overnight. The reaction mixture was then cooled to ambient temperature, filtered, and concentrated under reduced pressure. The residue was purified by chromatography on a HORIZON HPFC system (silica cartridge, eluting with a gradient of CMA:chloroform from 0:100 to 25:75) followed by recrystallization from acetonitrile to afford 105 mg of 2-methoxymethyl-8-[2-(1-methylpyrrolidin-2-yl)ethoxy]-1-propyl-1*H*-imidazo[4,5-*c*]quinolin-4-amine as an off-white solid, mp 155-157 °C. Anal. calcd for
15 C₂₂H₃₁N₅O₂•0.25H₂O: C, 65.66; H, 7.90; N, 17.40. Found: C, 65.66; H, 8.24; N, 17.26.

Example 568

2-Ethyl-7-(2-morpholin-4-ylethoxy)-1-(tetrahydro-2H-pyran-4-ylmethyl)-1H-imidazo[4,5-c]quinolin-4-amine

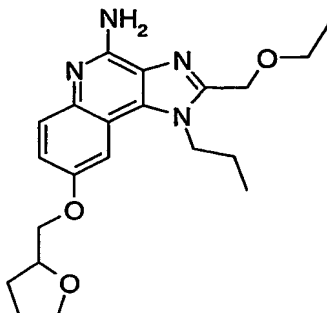


5 Cesium carbonate (1.41 g, 4.32 mmol) was added to a solution of 4-(2-chloroethyl)morpholine hydrochloride (348 mg, 1.87 mmol) and 4-amino-2-ethyl-1-(tetrahydro-2H-pyran-4-ylmethyl)-1H-imidazo[4,5-c]quinolin-7-ol (471 mg, 1.44 mmol, prepared in Parts A and B of Example 553) in anhydrous DMF (25 mL). The reaction mixture was heated at 75 °C overnight, allowed to cool, and poured into 1% aqueous sodium carbonate (300 mL). The resulting mixture was stirred for two hours and then extracted with chloroform (4 x 100 mL). The combined organic fractions were dried over magnesium sulfate, filtered, and concentrated under reduced pressure. The resulting solid was purified by chromatography on a HORIZON HPFC system (silica cartridge, eluting with a gradient of 0-40% methanol/dichloromethane (20:80) in dichloromethane). The resulting solid was recrystallized from acetonitrile and dried under vacuum to yield 393 mg of 2-ethyl-7-(2-morpholin-4-ylethoxy)-1-(tetrahydro-2H-pyran-4-ylmethyl)-1H-imidazo[4,5-c]quinolin-4-amine as an off-white solid, mp 230-232 °C. Anal. calcd for C₂₄H₃₃N₅O₃: C, 65.58; H, 7.57; N, 15.93. Found: C, 65.48; H, 7.39; N, 15.91.

10

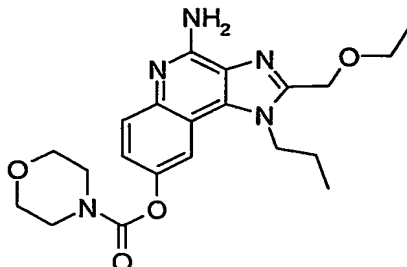
15

Example 569

2-(Ethoxymethyl)-1-propyl-8-(tetrahydrofuran-2-ylmethoxy)-1*H*-imidazo[4,5-*c*]quinolin-4-amine

5 Cesium carbonate (1.62 g, 5.00 mmol) was added to a solution of tetrahydrofurfuryl bromide (330 mg, 1.99 mmol) and 4-amino-2-(ethoxymethyl)-1-propyl-1*H*-imidazo[4,5-*c*]quinolin-8-ol (500 mg, 1.66 mmol, prepared in Parts A and B of Example 566) in anhydrous DMF (20 mL). The reaction mixture was heated at 75 °C overnight, allowed to cool, and poured into deionized water (300 mL). After 30 minutes
10 of stirring, a brown precipitate formed. Sodium chloride (100 g) was added, and the resulting mixture was stirred for three hours and then filtered. The isolated precipitate was purified by chromatography on a HORIZON HPFC system (silica cartridge, eluting with a gradient of 0-35% methanol/dichloromethane (10:90) in dichloromethane). The resulting solid was recrystallized from acetonitrile and dried under high vacuum to yield 429 mg of
15 2-(ethoxymethyl)-1-propyl-8-(tetrahydrofuran-2-ylmethoxy)-1*H*-imidazo[4,5-*c*]quinolin-4-amine as a fluffy, white solid, mp 178-179 °C. Anal. calcd for C₂₁H₂₈N₄O₃•0.25 H₂O: C, 64.84; H, 7.39; N, 14.40. Found: C, 65.03; H, 7.75; N, 14.48.

Example 570

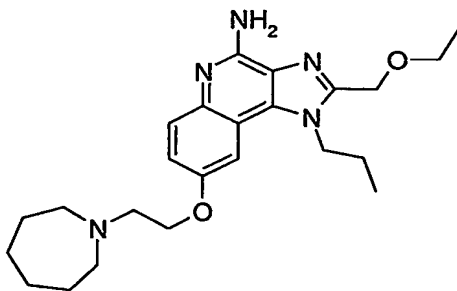
4-Amino-2-(ethoxymethyl)-1-propyl-1*H*-imidazo[4,5-*c*]quinolin-8-yl morpholine-4-carboxylate

5 Cesium carbonate (1.62 g, 5.00 mmol) was added to a solution of 4-amino-2-(ethoxymethyl)-1-propyl-1*H*-imidazo[4,5-*c*]quinolin-8-ol (500 mg, 1.66 mmol, prepared in Parts A and B of Example 566) in anhydrous DMF (30 mL). The reaction was stirred for ten minutes, and 4-morpholinecarbonyl chloride (275 mg, 1.83 g) was then added. The reaction was stirred overnight at ambient temperature and poured into deionized water

10 (300 mL). The resulting mixture was stirred for one hour and then extracted with chloroform (3 x 100 mL). The combined organic fractions were concentrated under reduced pressure, and the resulting solid was purified by chromatography on a HORIZON HPFC system (silica cartridge, eluting with a gradient of 0-20% CMA in chloroform). The resulting solid was recrystallized from acetonitrile and dried under vacuum to yield 606

15 mg of 4-amino-2-(ethoxymethyl)-1-propyl-1*H*-imidazo[4,5-*c*]quinolin-8-yl morpholine-4-carboxylate as a white, crystalline solid, mp 193-196 °C. Anal. calcd for C₂₁H₂₇N₅O₄: C, 61.00; H, 6.58; N, 16.94. Found: C, 61.01; H, 6.51; N, 17.21.

Example 571

8-(2-Azepan-1-ylethoxy)-2-(ethoxymethyl)-1-propyl-1*H*-imidazo[4,5-*c*]quinolin-4-amine

20

The preparation and purification methods described in Part C of Example 566 were followed, using 1-(2-chloroethyl)azepane hydrochloride (395 mg, 1.99 mmol) in lieu of 2-

bromo-1-morpholin-4-ylethanone, to provide 275 mg of 8-(2-azepan-1-ylethoxy)-2-(ethoxymethyl)-1-propyl-1*H*-imidazo[4,5-*c*]quinolin-4-amine as an off-white, crystalline solid, mp 146-148 °C. Anal. calcd for C₂₄H₃₅N₅O₂: C, 67.74; H, 8.29; N, 16.46. Found: C, 67.49; H, 8.47; N, 16.43.

5

Examples 572 - 645

Part A

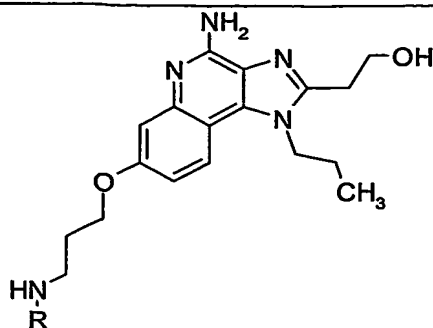
A reagent (0.11 mmol, 1.1 equivalents) from the table below was added to a test tube containing a solution of 7-(3-aminopropoxy)-2-(2-methoxyethyl)-1-propyl-1*H*-imidazo[4,5-*c*]quinolin-4-amine (36 mg, 0.10 mmol, prepared as described in Example 394) and triethylamine (0.028 mL, 0.20 mmol) in *N,N*-dimethylacetamide (1 mL). The test tubes were capped and shaken overnight at room temperature. The solvent was removed by vacuum centrifugation. The reaction mixtures were separated by solid-supported liquid-liquid extraction according to the following procedure. Each sample was dissolved in chloroform (1 mL) and loaded onto diatomaceous earth that had been treated with 600 µL of deionized water for 20 minutes. After ten minutes, chloroform (500 µL) was added to elute the product from the diatomaceous earth into a well of a collection plate. After an additional ten minutes, the process was repeated with additional chloroform (500 µL). The solvent was then removed by vacuum centrifugation.

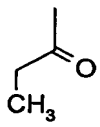
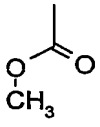
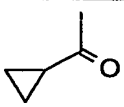
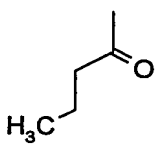
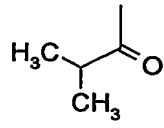
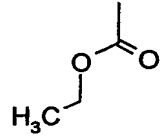
15
20

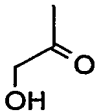
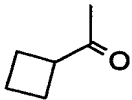
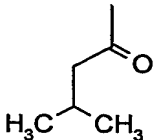
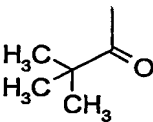
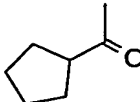
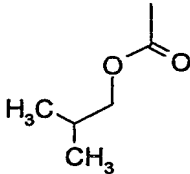
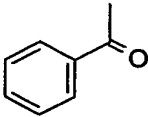
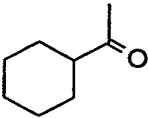
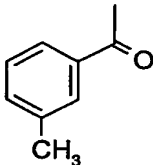
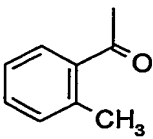
Part B

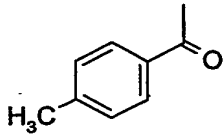
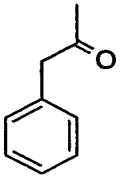
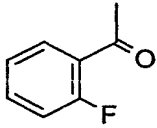
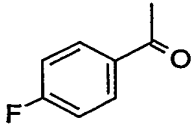
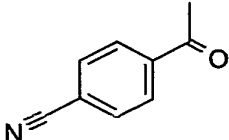
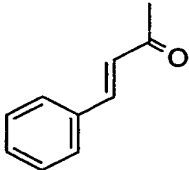
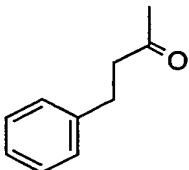
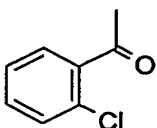
Dichloromethane (1 mL) was added to test tubes containing the reaction mixtures from Part A, and the resulting mixtures were sonicated until all solids were dissolved. The resulting solutions were cooled to 0 °C, and a solution of 1 M boron tribromide in dichloromethane (130 µL, 0.13 mmol) was added to each test tube, which was maintained at 0 °C for 30 minutes and then shaken on a vortexer for 2.5 hours. Methanol (0.5 mL) and 6 M aqueous hydrochloric acid (500 µL) were added to each test tube; each tube was shaken on a vortexer for 30 minutes. The volatiles were removed by vacuum centrifugation, and the compounds were purified by prepHPLC using the method described in Examples 376-386. The table below shows the reagent added to each test tube, the structure of the resulting compound, and the observed accurate mass for the isolated trifluoroacetate salt.

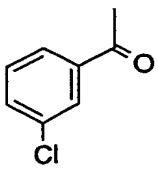
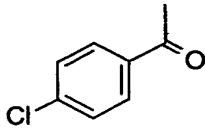
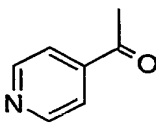
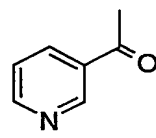
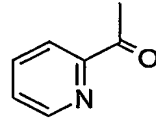
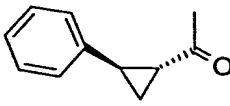
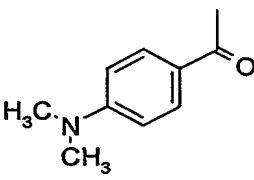
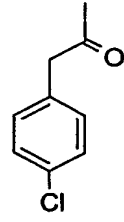
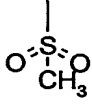
25
30

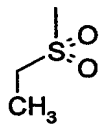
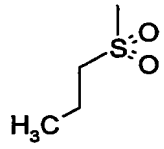
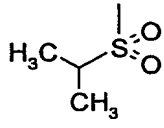
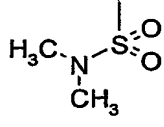
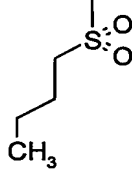
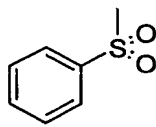
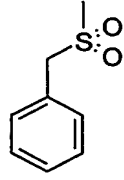
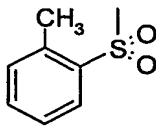
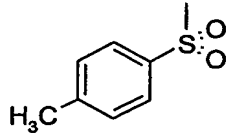


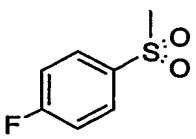
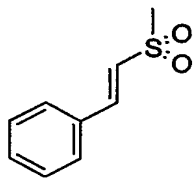
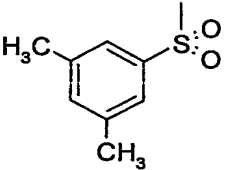
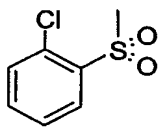
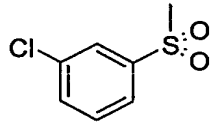
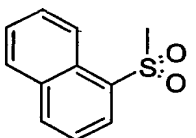
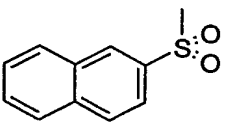
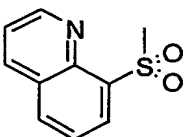
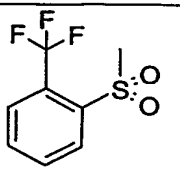
Example	Reagent	R	Measured Mass (M+H)
572	None – starting material only	H	344.2116
573	Propionyl chloride		400.2354
574	Methyl chloroformate		402.2151
575	Cyclopropanecarbonyl chloride		412.2344
576	Butyryl chloride		414.2487
577	Isobutyryl chloride		414.2506
578	Ethyl chloroformate		416.2283

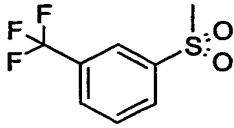
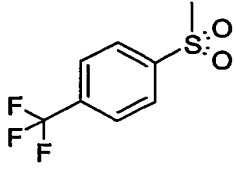
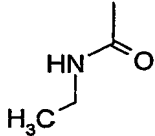
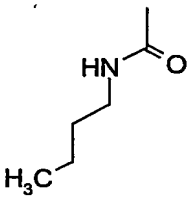
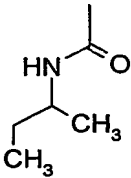
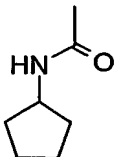
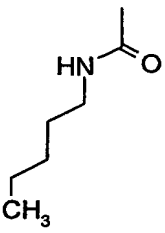
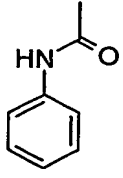
579	Methoxyacetyl chloride		402.2147
580	Cyclobutanecarbonyl chloride		426.2477
581	Isovaleryl chloride		428.2657
582	Pivaloyl chloride		428.2662
583	Cyclopentylacetyl chloride		440.2642
584	Isobutyl chloroformate		444.2586
585	Benzoyl chloride		448.2395
586	Cyclohexanecarbonyl chloride		454.2772
587	<i>m</i> -Toluoyl chloride		462.2513
588	<i>o</i> -Toluoyl chloride		462.2517

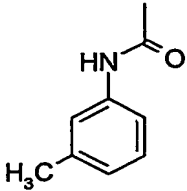
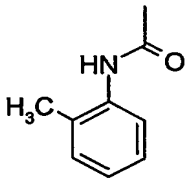
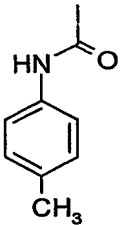
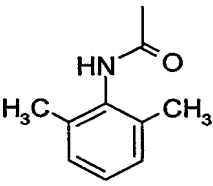
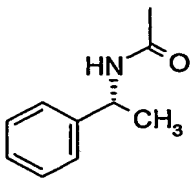
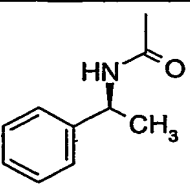
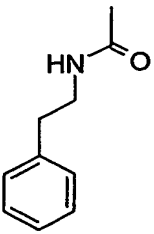
589	<i>p</i> -Toluoyl chloride		462.2544
590	Phenylacetyl chloride		462.2515
591	2-Fluorobenzoyl chloride		466.2296
592	4-Fluorobenzoyl chloride		466.2259
593	4-Cyanobenzoyl chloride		473.2291
594	Cinnamoyl chloride		474.2477
595	Hydrocinnamoyl chloride		476.2686
596	2-Chlorobenzoyl chloride		482.1996

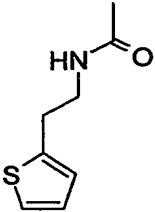
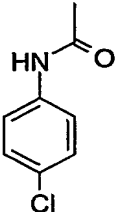
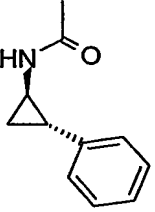
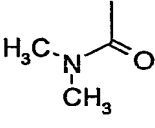
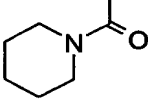
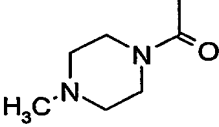
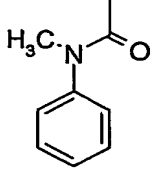
597	3-Chlorobenzoyl chloride		482.1943
598	4-Chlorobenzoyl chloride		482.1992
599	Isonicotinoyl chloride hydrochloride		449.2347
600	Nicotinoyl chloride hydrochloride		449.2321
601	Picolinoyl chloride hydrochloride		449.2292
602	<i>trans</i> -2-Phenyl-1-Cyclopropanecarbonyl chloride		488.2635
603	4-Dimethylaminobenzoyl chloride		491.2744
604	4-Chlorophenylacetyl chloride		496.2112
605	Methanesulfonyl chloride		422.1879

606	Ethanesulfonyl chloride		436.2013
607	1-Propanesulfonyl chloride		450.2137
608	Isopropylsulfonyl chloride		450.2165
609	Dimethylsulfamoyl chloride		451.2091
610	1-Butanesulfonyl chloride		464.2363
611	Benzenesulfonyl chloride		484.2063
612	<i>alpha</i> -Toluenesulfonyl chloride		498.2151
613	2-Methylbenzenesulfonyl chloride		498.2155
614	4-Methylbenzenesulfonyl chloride		498.2207

615	4-Fluorobenzenesulfonyl chloride		502.1945
616	<i>beta</i> -Styrenesulfonyl chloride		510.2184
617	3,5-Dimethylbenzenesulfonyl chloride		512.2330
618	2-Chlorobenzenesulfonyl chloride		518.1660
619	3-Chlorobenzenesulfonyl chloride		518.1663
620	1-Naphthalenesulfonyl chloride		534.2173
621	2-Naphthalenesulfonyl chloride		534.2125
622	8-Quinolinesulfonyl chloride		535.2122
623	2-(Trifluoromethyl)benzenesulfonyl chloride		552.1940

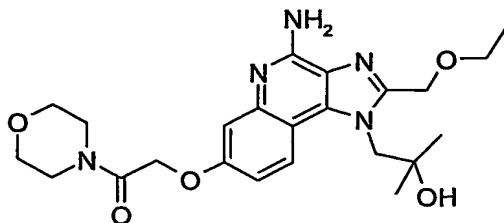
624	3- (Trifluoromethyl)benzenesulfonyl chloride		552.1906
625	4- (Trifluoromethyl)benzenesulfonyl chloride		552.1903
626	Ethyl isocyanate		415.2448
627	<i>N</i> -Butyl isocyanate		443.2809
628	<i>sec</i> -Butyl isocyanate		443.2796
629	Cyclopentyl isocyanate		455.2740
630	Pentyl isocyanate		457.2888
631	Phenyl isocyanate		463.2447

632	<i>m</i> -Tolyl isocyanate		477.2644
633	<i>o</i> -Tolyl isocyanate		477.2613
634	<i>p</i> -Tolyl isocyanate		477.2592
635	2,6-Dimethylphenyl isocyanate		491.2792
636	(R)-(+)- <i>alpha</i> -Methylbenzyl isocyanate		491.2758
637	(S)-(-)- <i>alpha</i> -Methylbenzyl isocyanate		491.2758
638	2-Phenyl ethylisocyanate		491.2752

639	2-(Thien-2-yl)ethyl isocyanate		497.2327
640	4-Chlorophenyl isocyanate		497.2092
641	<i>trans</i> -2-Phenylcyclopropyl isocyanate		503.2795
642	<i>N,N</i> -Dimethylcarbamoyl chloride		415.2455
643	1-Piperidinecarbonyl chloride		455.2752
644	4-Methyl-1-piperazinecarbonyl chloride		470.2906
645	<i>N</i> -Methyl- <i>N</i> -phenylcarbamoyl chloride		477.2604

Example 646

1-[4-Amino-2-(ethoxymethyl)-7-(2-morpholin-4-yl-2-oxoethoxy)-1*H*-imidazo[4,5-*c*]quinolin-1-yl]-2-methylpropan-2-ol



5 Part A

A modification of the methods described in Parts A-H of Example 2 was used to prepare 1-[7-(benzyloxy)-2-(ethoxymethyl)-1*H*-imidazo[4,5-*c*]quinolin-1-yl]-2-methylpropan-2-ol, with 3-benzyloxyaniline and 1-amino-2-methylpropan-2-ol used in lieu of 4-benzyloxyaniline and propylamine, respectively. Modification on the methods described in steps M, N, and I of Example 2 were used to convert 1-[7-(benzyloxy)-2-(ethoxymethyl)-1*H*-imidazo[4,5-*c*]quinolin-1-yl]-2-methylpropan-2-ol into 4-amino-2-(ethoxymethyl)-1-(2-hydroxy-2-methylpropyl)-1*H*-imidazo[4,5-*c*]quinolin-7-ol.

Part B

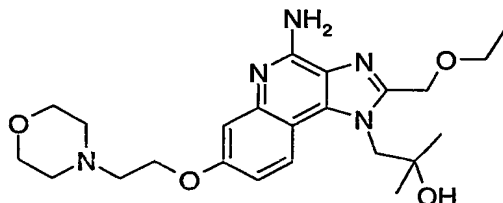
A mixture of 4-amino-2-(ethoxymethyl)-1-(2-hydroxy-2-methylpropyl)-1*H*-imidazo[4,5-*c*]quinolin-7-ol (prepared as described above, 750 mg, 2.27 mmol), 4-(bromoacetyl)morpholine (565 mg, 2.72 mmol), and cesium carbonate (2.22 g, 6.81 mmol) in DMF (30 mL) was heated at 75 °C overnight. The reaction mixture was allowed to cool and was poured into water (300 mL). After 30 minutes, the solution was extracted with chloroform (6 x 75 mL). The organic layers were combined, dried over magnesium sulfate, filtered, and concentrated to dryness. The resulting solid was purified by chromatography on a HORIZON HPFC system (silica gel, gradient elution with 0-35% methanol/dichloromethane (1:10) in dichloromethane) The appropriate fractions were combined and concentrated to yield an off white solid that was slurried in boiling acetonitrile for 15 minutes. The slurry was allowed to cool with stirring. The solid was isolated by filtration and dried to yield 797 mg of 1-[4-amino-2-(ethoxymethyl)-7-(2-morpholin-4-yl-2-oxoethoxy)-1*H*-imidazo[4,5-*c*]quinolin-1-yl]-2-methylpropan-2-ol as an off-white solid, mp 209-211 °C.

MS (ESI) *m/z* 458 (M + H)⁺;

Anal. calcd for C₂₃H₃₁N₅O₅: C, 60.38; H, 6.83; N, 15.31. Found: C, 60.25; H, 7.12; N, 15.50.

Example 647

5 1-[4-Amino-2-(ethoxymethyl)-7-(2-morpholin-4-ylethoxy)-1*H*-imidazo[4,5-*c*]quinolin-1-yl]-2-methylpropan-2-ol



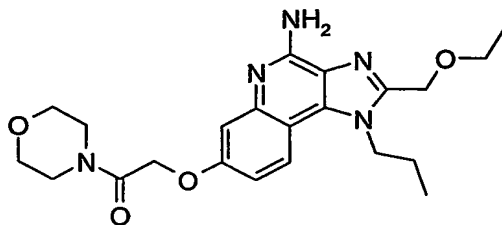
The general procedure described in Example 646 was used to convert 4-amino-2-(ethoxymethyl)-1-(2-hydroxy-2-methylpropyl)-1*H*-imidazo[4,5-*c*]quinolin-7-ol (prepared as described in Part A of Example 646, 750 mg, 2.27 mmol) into 1-[4-amino-2-(ethoxymethyl)-7-(2-morpholin-4-ylethoxy)-1*H*-imidazo[4,5-*c*]quinolin-1-yl]-2-methylpropan-2-ol with 4-(2-chloroethyl)morpholine hydrochloride (506 mg, 2.72 mmol) used in lieu of 4-(bromoacetyl)morpholine. The product was purified by chromatography on a HORIZON HPFC system (silica gel, gradient elution with 0-25% CMA in chloroform). The appropriate fractions were combined and concentrated to yield a white foam that was crystallized from acetonitrile to provide 275 mg of 1-[4-amino-2-(ethoxymethyl)-7-(2-morpholin-4-ylethoxy)-1*H*-imidazo[4,5-*c*]quinolin-1-yl]-2-methylpropan-2-ol as an off-white crystalline solid, mp 161-163 °C.

20 MS (ESI) *m/z* 444 (M + H)⁺;

Anal. calcd for C₂₃H₃₃N₅O₄: C, 62.28; H, 7.50; N, 15.79. Found: C, 62.15; H, 7.70; N, 16.01.

Example 648

2-(Ethoxymethyl)-7-(2-morpholin-4-yl-2-oxoethoxy)-1-propyl-1*H*-imidazo[4,5-*c*]quinolin-4-amine



5

A modification on the procedure described in Example 646 was used to convert 4-amino-2-(ethoxymethyl)-1-propyl-1*H*-imidazo[4,5-*c*]quinolin-7-ol (prepared as described in Parts A and B of Example 51) into 2-(ethoxymethyl)-7-(2-morpholin-4-ylethoxy)-1-propyl-1*H*-imidazo[4,5-*c*]quinolin-4-amine. The reaction mixture was heated overnight then was poured slowly into water. After the mixture was stirred for 1 hour, a tan solid was isolated by filtration and recrystallized from acetonitrile to afford 2-(ethoxymethyl)-7-(2-morpholin-4-yl-2-oxoethoxy)-1-propyl-1*H*-imidazo[4,5-*c*]quinolin-4-amine as off-white crystals, mp 213 °C.

10

MS (APCI) m/z 428 ($M + H$)⁺;

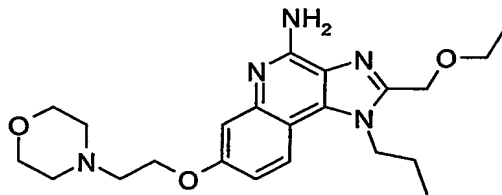
15

Anal. calcd for C₂₂H₂₉N₅O₄: C, 61.81; H, 6.84; N, 16.38. Found: C, 61.61; H, 7.17; N, 16.51.

Example 649

2-(Ethoxymethyl)-7-(2-morpholin-4-ylethoxy)-1-propyl-1*H*-imidazo[4,5-*c*]quinolin-4-amine

20



A modification on the procedure described in Example 647 was used to convert 4-amino-2-(ethoxymethyl)-1-propyl-1*H*-imidazo[4,5-*c*]quinolin-7-ol (prepared as described in Parts A and B of Example 51) into 2-(ethoxymethyl)-7-(2-morpholin-4-ylethoxy)-1-

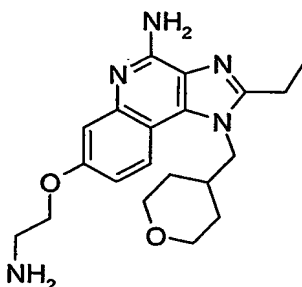
propyl-1*H*-imidazo[4,5-*c*]quinolin-4-amine. The reaction mixture was heated overnight and then was poured slowly into water. The mixture was stirred for 1 hour and a tan solid was isolated by filtration and recrystallized from acetonitrile to afford off-white crystals, mp 191-192 °C.

5 MS (APCI) m/z 414.3 (M + H)⁺;

Anal. calcd for C₂₂H₃₁N₅O₃: C, 63.90; H, 7.56; N, 16.94. Found: C, 63.76; H, 7.48; N, 16.83

Example 650

10 7-(2-Aminoethoxy)-2-ethyl-1-(tetrahydro-2*H*-pyran-4-ylmethyl)-1*H*-imidazo[4,5-*c*]quinolin-4-amine



7-(2-Aminoethoxy)-2-ethyl-1-(tetrahydro-2*H*-pyran-4-ylmethyl)-1*H*-imidazo[4,5-*c*]quinolin-4-amine dihydrochloride (prepared as described in Example 552, 0.100 g) was dissolved in water (5 mL) and saturated aqueous sodium chloride (5 mL). The solution was brought to pH 13 with 50% aqueous sodium hydroxide and extracted with chloroform. The chloroform was washed successively with water and saturated aqueous sodium chloride, dried over anhydrous sodium sulfate, filtered and concentrated. The residue was recrystallized from acetonitrile to provide 0.065 g of 7-(2-aminoethoxy)-2-ethyl-1-(tetrahydro-2*H*-pyran-4-ylmethyl)-1*H*-imidazo[4,5-*c*]quinolin-4-amine as a white crystalline solid, mp 238 °C (decomposition).

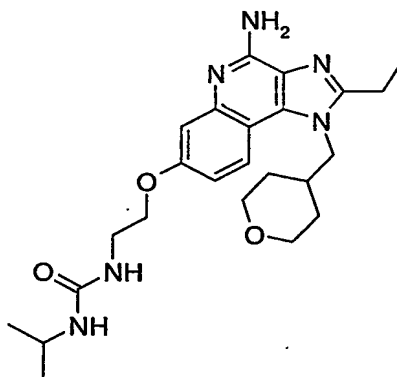
15 ¹H NMR (300 MHz, DMSO-*d*₆) δ 7.91 (d, *J* = 9.0 Hz, 1H), 7.05 (d, *J* = 2.6 Hz, 1H), 6.92 (dd, *J* = 9.0, 2.6 Hz, 1H), 6.32 (s, 2H), 4.38-4.37 (m, 2H), 3.99 (t, *J* = 5.8 Hz, 2H), 3.83-3.79 (m, 2H), 3.17-3.12 (m, 2H), 2.93-2.89 (m, 4H), 2.12-2.01 (m, 1H), 1.58-1.38 (m, 6H), 1.36 (t, *J* = 7.4 Hz, 3H);

25 MS (ESI) m/z 370.2 (M + H)⁺;

Anal. calcd for $C_{20}H_{27}N_5O_2$: C, 65.02; H, 7.37; N, 18.96. Found: C, 64.79; H, 7.32; N, 18.96.

Example 651

5 *N*-(2-{{[4-Amino-2-ethyl-1-(tetrahydro-2*H*-pyran-4-ylmethyl)-1*H*-imidazo[4,5-*c*]quinolin-7-yl]oxy}ethyl)-*N'*-isopropylurea



7-(2-Aminoethoxy)-2-ethyl-1-(tetrahydro-2*H*-pyran-4-ylmethyl)-1*H*-imidazo[4,5-*c*]quinolin-4-amine dihydrochloride (0.480 g, 1.03 mmol; prepared as in Example 552),
 10 dichloromethane (10 mL), and triethylamine (0.702 mL, 5.03 mmol) were combined and stirred for 10 minutes. Isopropyl isocyanate (0.101 mL, 1.03 mmol) was added dropwise and the reaction was stirred for 16 hours. Saturated aqueous sodium carbonate (~5 mL) was added and the reaction was stirred for 10 minutes. The layers were separated. The
 15 organic fraction was washed with water and then concentrated under reduced pressure. The resulting crude product was purified by chromatography on a HORIZON HPFC system (silica gel, gradient elution of 2-20% CMA in chloroform) followed by recrystallization from acetonitrile to provide 0.390 g of *N*-(2-{{[4-amino-2-ethyl-1-(tetrahydro-2*H*-pyran-4-ylmethyl)-1*H*-imidazo[4,5-*c*]quinolin-7-yl]oxy}ethyl)-*N'*-isopropylurea as a white solid, mp 223-225 °C.

20 ^1H NMR (300 MHz, $\text{DMSO-}d_6$) δ 7.92 (d, $J = 9.1$ Hz, 1H), 7.06 (d, $J = 2.6$ Hz, 1H), 6.92 (dd, $J = 9.0, 2.6$ Hz, 1H), 6.38 (s, 2H), 5.95 (t, $J = 5.6$ Hz, 1H), 5.83 (d, $J = 7.6$ Hz, 1H), 4.39-4.36 (m, 2H), 4.03 (t, $J = 5.8$ Hz, 2H), 3.84-3.79 (m, 2H), 3.73-3.62 (m, 1H), 3.45-3.36 (m, 2H), 3.21-3.09 (m, 2H), 2.91 (q, $J = 7.4$ Hz, 2H), 2.13-1.97 (m, 1H), 1.56-1.36 (m, 4H), 1.36 (t, $J = 7.4$ Hz, 3H), 1.03 (d, $J = 6.5$ Hz, 6H);

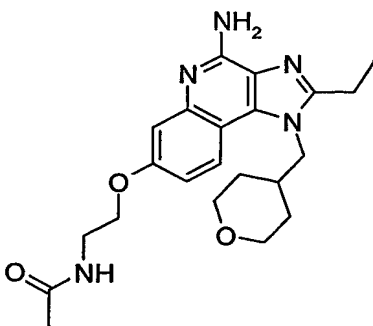
^{13}C NMR (125 MHz, DMSO- d_6) δ 157.3, 157.0, 153.7, 152.0, 146.6, 132.9, 125.1, 121.2, 111.4, 109.2, 108.3, 67.2, 66.6, 49.6, 40.8, 38.7, 35.7, 29.6, 23.2, 20.1, 12.1;

MS (ESI) m/z 455.2 (M + H) $^+$;

Anal. calcd for $\text{C}_{24}\text{H}_{34}\text{N}_6\text{O}_3 \cdot 0.08\text{H}_2\text{O} \cdot 0.04\text{CH}_2\text{Cl}_2$: C, 62.85; H, 7.51; N, 18.29. Found: C, 62.72; H, 7.69; N, 18.16.

Example 652

N-(2-{{[4-Amino-2-ethyl-1-(tetrahydro-2*H*-pyran-4-ylmethyl)-1*H*-imidazo[4,5-*c*]quinolin-7-yl]oxy}ethyl)acetamide



7-(2-Aminoethoxy)-2-ethyl-1-(tetrahydro-2*H*-pyran-4-ylmethyl)-1*H*-imidazo[4,5-*c*]quinolin-4-amine dihydrochloride (0.480 g, 1.03 mmol; prepared as in Example 552), dichloromethane (10 mL), and triethylamine (0.430 mL, 3.09 mmol) were combined and stirred for 10 minutes. Acetic anhydride (0.097 mL, 1.03 mmol) was added and the reaction was stirred for an additional 16 hours. The reaction mixture was purified by chromatography on a HORIZON HPFC system (silica gel, gradient elution with 2-20% CMA in chloroform). Fractions containing product were combined and concentrated. Trituration of the product in acetonitrile provided 0.319 g of *N*-(2-{{[4-amino-2-ethyl-1-(tetrahydro-2*H*-pyran-4-ylmethyl)-1*H*-imidazo[4,5-*c*]quinolin-7-yl]oxy}ethyl)acetamide as fine white crystals, mp 165-167 °C.

^1H NMR (300 MHz, DMSO- d_6) δ 8.12 (t, $J = 5.4$ Hz, 1H), 7.92 (d, $J = 9.1$ Hz, 1H), 7.06 (d, $J = 2.7$ Hz, 1H), 6.92 (dd, $J = 9.0, 2.7$ Hz, 1H), 6.40 (s, 2H), 4.39-4.37 (m, 2H), 4.07 (t, $J = 5.6$ Hz, 2H), 3.84-3.79 (m, 2H), 3.45 (q, $J = 5.6$ Hz, 2H), 3.20-3.08 (m, 2H), 2.91 (q, $J = 7.4$ Hz, 2H), 2.13-1.98 (m, 1H), 1.84 (s, 3H), 1.54-1.34 (m, 4H), 1.36 (t, $J = 7.4$ Hz, 3H);

^{13}C NMR (125 MHz, DMSO- d_6) δ 169.4, 157.0, 153.7, 152.0, 146.6, 133.0, 125.1, 121.2, 111.5, 109.2, 108.2, 66.6, 66.2, 49.6, 38.3, 35.7, 29.6, 22.5, 20.1, 12.1;

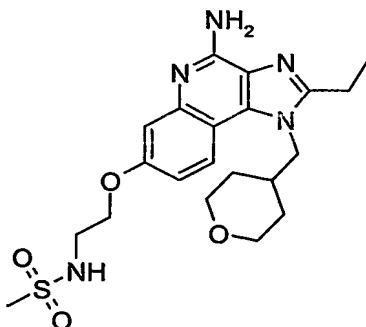
MS (APCI) m/z 412.2 (M + H)⁺;

Anal. calcd for C₂₂H₂₉N₅O₃•0.33CH₃CN: C, 64.03; H, 7.11; N, 17.56. Found: C, 63.67; H, 7.17; N, 17.41.

5

Example 653

N-(2-{{[4-Amino-2-ethyl-1-(tetrahydro-2*H*-pyran-4-ylmethyl)-1*H*-imidazo[4,5-*c*]quinolin-7-yl]oxy}ethyl)methanesulfonamide



7-(2-Aminoethoxy)-2-ethyl-1-(tetrahydro-2*H*-pyran-4-ylmethyl)-1*H*-imidazo[4,5-*c*]quinolin-4-amine dihydrochloride (0.450 g, 0.97 mmol; prepared as in Example 552), dichloromethane (10 mL), and triethylamine (0.418 mL, 3.00 mmol) were combined and then stirred for 10 minutes. Methanesulfonyl chloride (0.075 mL, 0.97 mmol) was added and the reaction was stirred for an additional 16 hours. The reaction mixture was purified by chromatography on a HORIZON HPFC system (silica gel, gradient elution with 2-20% CMA in chloroform) followed by recrystallization from acetonitrile to provide 0.173 g of *N*-(2-{{[4-amino-2-ethyl-1-(tetrahydro-2*H*-pyran-4-ylmethyl)-1*H*-imidazo[4,5-*c*]quinolin-7-yl]oxy}ethyl)methanesulfonamide as white needles.

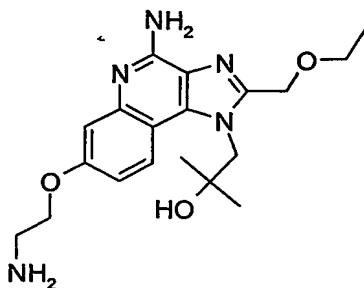
¹H NMR (300 MHz, DMSO-*d*₆) δ 7.93 (d, *J* = 9.0 Hz, 1H), 7.31 (t, *J* = 5.7 Hz, 1H), 7.07 (d, *J* = 2.6 Hz, 1H), 6.93 (dd, *J* = 9.0, 2.6 Hz, 1H), 6.40 (s, 2H), 4.44-4.34 (m, 2H), 4.12 (t, *J* = 5.5 Hz, 2H), 3.87-3.77 (m, 2H), 3.44-3.35 (m, 2H), 3.21-3.08 (m, 2H), 2.98 (s, 3H), 2.91 (q, *J* = 7.4 Hz, 2H), 2.12-1.98 (m, 1H), 1.55-1.34 (m, 4H), 1.36 (t, *J* = 7.4 Hz, 3H); ¹³C NMR (125 MHz, DMSO-*d*₆) δ 156.8, 153.8, 152.0, 146.5, 132.9, 125.1, 121.3, 111.4, 109.3, 108.2, 66.8, 66.6, 49.6, 41.9, 35.7, 29.6, 20.1, 12.1;

MS (APCI) m/z 448.2 (M + H)⁺;

Anal. calcd for C₂₁H₂₉N₅O₄S•1.5H₂O: C, 53.15; H, 6.80; N, 14.76; S, 6.76. Found: C, 53.10; H, 6.53; N, 14.95; S, 6.75.

Example 654

1-[4-Amino-7-(2-aminoethoxy)-2-(ethoxymethyl)-1*H*-imidazo[4,5-*c*]quinolin-1-yl]-2-methylpropan-2-ol



5

Part A

tert-Butyl 2-{{[4-amino-2-(ethoxymethyl)-1-(2-hydroxy-2-methylpropyl)-1*H*-imidazo[4,5-*c*]quinolin-7-yl]oxy}ethylcarbamate (1.95 g, 4.12 mmol; prepared in Example 562) was slurried in 4.0 M ethanolic hydrogen chloride (15 mL). The reaction was heated at 65 °C for 1.75 hours during which time the starting material dissolved and a precipitate subsequently formed. The reaction mixture was cooled to ambient temperature and the solid was filtered, washed with ethanol, and dried to provide 1.49 g of 1-[4-amino-7-(2-aminoethoxy)-2-(ethoxymethyl)-1*H*-imidazo[4,5-*c*]quinolin-1-yl]-2-methylpropan-2-ol dihydrochloride as an off-white powder.

10

15 Part B

The filtrate from Part A was evaporated and the resulting residue was dissolved in water (5 mL) and saturated aqueous sodium chloride (5 mL). This solution was brought to pH 13 with 50% aqueous sodium hydroxide and extracted with chloroform. The chloroform was sequentially washed with water, saturated aqueous sodium chloride, dried over anhydrous sodium sulfate, filtered, and concentrated. Recrystallization from acetonitrile and drying provided 0.140 g of 1-[4-amino-7-(2-aminoethoxy)-2-(ethoxymethyl)-1*H*-imidazo[4,5-*c*]quinolin-1-yl]-2-methylpropan-2-ol as fine white crystals, mp 163-165 °C.

20

¹H NMR (300 MHz, DMSO-*d*₆) δ 8.16 (d, *J* = 9.1 Hz, 1H), 7.03 (d, *J* = 2.7 Hz, 1H), 6.85 (dd, *J* = 9.0, 2.7 Hz, 1H), 6.48 (s, 2H), 5.06-4.76 (m, 1H), 4.87 (s, 2H), 4.62 (br s, 2H),

25

3.99 (t, $J = 5.7$ Hz, 2H), 3.50 (q, $J = 7.0$ Hz, 2H), 2.91 (t, $J = 5.7$ Hz, 2H), 1.60 (br s, 2H), 1.16 (br s, 6H), 1.13 (t, $J = 7.0$ Hz, 3H);

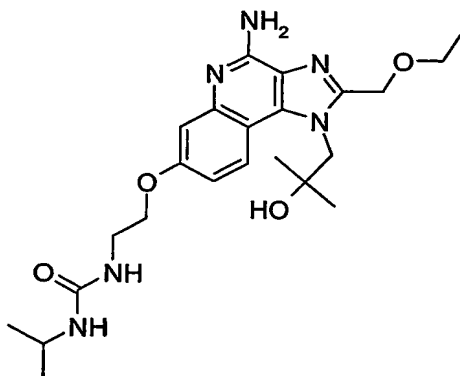
^{13}C NMR (125 MHz, DMSO- d_6) δ 157.4, 152.2, 150.0, 147.1, 134.6, 124.7, 122.4, 111.0, 109.3, 107.9, 70.6, 70.0, 65.2, 64.9, 54.7, 41.0, 27.6, 15.0;

5 MS (ESI) m/z 374.22 (M + H) $^+$;

Anal. calcd for $\text{C}_{19}\text{H}_{27}\text{N}_5\text{O}_3 \cdot 0.3\text{H}_2\text{O}$: C, 60.24; H, 7.34; N, 18.49. Found: C, 60.42; H, 7.32; N, 18.76.

Example 655

10 *N*-(2-{{[4-Amino-2-(ethoxymethyl)-1-(2-hydroxy-2-methylpropyl)-1*H*-imidazo[4,5-*c*]quinolin-7-yl]oxy}ethyl)-*N'*-isopropylurea



15 1-[4-Amino-7-(2-aminoethoxy)-2-(ethoxymethyl)-1*H*-imidazo[4,5-*c*]quinolin-1-yl]-2-methylpropan-2-ol dihydrochloride (prepared as described in Part A of Example 654, 0.466 g, 1.00 mmol), dichloromethane (10 mL), and triethylamine (0.418 mL, 3.0 mmol) were combined. The mixture was stirred for 10 minutes. Isopropyl isocyanate (0.097 mL, 1.00 mmol) was added and the reaction was stirred for 16 hours. Saturated aqueous sodium carbonate (~8 mL) was added and the layers were separated. The organic layer was concentrated and purified by chromatography on a HORIZON HPFC system (silica gel, gradient elution with 2-25% CMA in chloroform). The fractions containing product were combined and concentrated. Trituration of the product in dichloromethane, followed by filtration provided 0.319 g of *N*-(2-{{[4-amino-2-(ethoxymethyl)-1-(2-hydroxy-2-methylpropyl)-1*H*-imidazo[4,5-*c*]quinolin-7-yl]oxy}ethyl)-*N'*-isopropylurea as an off-white powder.

20

^1H NMR (300 MHz, $\text{DMSO-}d_6$) δ 8.17 (d, $J = 9.1$ Hz, 1H), 7.04 (d, $J = 2.6$ Hz, 1H), 6.86 (dd, $J = 9.1, 2.6$ Hz, 1H), 6.51 (s, 2H), 5.95 (t, $J = 5.6$ Hz, 1H), 5.83 (d, $J = 7.7$ Hz, 1H), 5.00-4.77 (m, 1H), 4.87 (s, 2H), 4.62 (br s, 2H), 4.02 (t, $J = 5.5$ Hz, 2H), 3.77-3.59 (m, 1H), 3.50 (q, $J = 7.0$ Hz, 2H), 3.43-3.37 (m, 2H), 1.16 (br s, 6H), 1.13 (t, $J = 7.0$ Hz, 3H), 1.03 (d, $J = 6.5$ Hz, 6H);

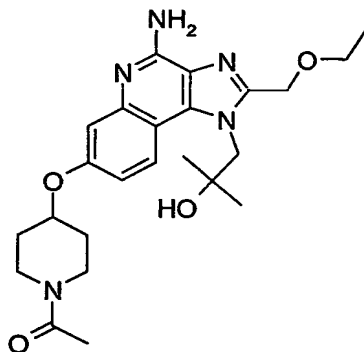
^{13}C NMR (125 MHz, $\text{DMSO-}d_6$) δ 157.3, 157.2, 152.3, 150.0, 147.1, 134.5, 124.8, 122.5, 110.8, 109.5, 108.0, 70.6, 67.2, 65.2, 64.9, 54.7, 40.8, 38.7, 27.6, 23.2, 15.0;

MS (ESI) m/z 459.2 ($\text{M} + \text{H}$) $^+$;

Anal. calcd for $\text{C}_{23}\text{H}_{34}\text{N}_6\text{O}_4 \cdot 2.0\text{H}_2\text{O}$: C, 55.86; H, 7.75; N, 16.99. Found: C, 55.63; H, 7.56; N, 16.94.

Example 656

1-[7-[(1-Acetylpiperidin-4-yl)oxy]-4-amino-2-(ethoxymethyl)-1*H*-imidazo[4,5-*c*]quinolin-1-yl]-2-methylpropan-2-ol



Part A

tert-Butyl 4-[[4-amino-2-(ethoxymethyl)-1-(2-hydroxy-2-methylpropyl)-1*H*-imidazo[4,5-*c*]quinolin-7-yl]oxy}piperidine-1-carboxylate (0.580 g, 1.13 mmol; prepared in Example 563) was taken up in 4.0 M ethanolic hydrogen chloride (5 mL). The reaction was heated at 65 °C for 1 hour, and then cooled to ambient temperature. The ethanol was removed under reduced pressure and the residue was dissolved in water (3 mL) and saturated aqueous sodium chloride (7 mL). The solution was adjusted to pH 13 with 50% aqueous sodium hydroxide and then extracted with chloroform. The combined organic fractions were sequentially washed with water and saturated aqueous sodium chloride, dried over anhydrous sodium sulfate, filtered and concentrated. Trituration with

acetonitrile yielded 0.467 g of 1-[4-amino-2-(ethoxymethyl)-7-(piperidin-4-yloxy)-1*H*-imidazo[4,5-*c*]quinolin-1-yl]-2-methylpropan-2-ol as an off-white solid.

Part B

1-[4-Amino-2-(ethoxymethyl)-7-(piperidin-4-yloxy)-1*H*-imidazo[4,5-*c*]quinolin-1-yl]-2-methylpropan-2-ol (from Part A) was slurried in dichloromethane (11 mL). Acetic anhydride (0.105 mL, 1.03 mmol) was added and the reaction was stirred for 16 hours. The reaction mixture was purified by chromatography on a HORIZON HPFC system (silica gel, gradient elution with 2-25% CMA in chloroform). The resulting solid was covered with diethyl ether for one week. Filtration of the solid provided 0.130 g of 1-[7-[(1-acetylpiperidin-4-yl)oxy]-4-amino-2-(ethoxymethyl)-1*H*-imidazo[4,5-*c*]quinolin-1-yl]-2-methylpropan-2-ol as red-tan crystals, mp 162-164 °C.

¹H NMR (300 MHz, DMSO-*d*₆) δ 8.16 (d, *J* = 9.1 Hz, 1H), 7.09 (d, *J* = 2.5 Hz, 1H), 6.87 (dd, *J* = 9.0, 2.5 Hz, 1H), 6.47 (s, 2H), 5.04-4.77 (m, 1H), 4.86 (s, 2H), 4.75-4.61 (m, 1H), 4.61' (br s, 2H), 3.98-3.82 (m, 1H), 3.79-3.63 (m, 1H), 3.50 (q, *J* = 7.0 Hz, 2H), 3.43-3.14 (m, 2H), 2.02 (s, 3H), 2.02-1.87 (m, 2H), 1.74-1.44 (m, 2H), 1.16 (br s, 6H), 1.13 (t, *J* = 7.0 Hz, 3H);

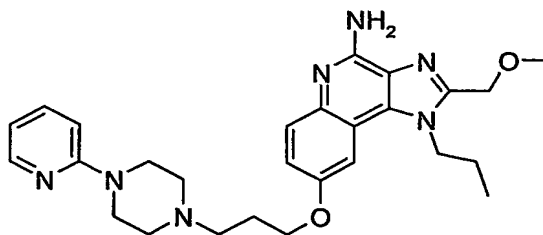
MS (APCI) *m/z* 456.3 (M + H)⁺;

Anal. calcd for C₂₄H₃₃N₅O₄: C, 63.28; H, 7.30; N, 15.37. Found: C, 63.13; H, 7.63; N, 15.48.

20

Example 657

2-(Methoxymethyl)-1-propyl-8-[3-(4-pyridin-2-ylpiperazin-1-yl)propoxy]-1*H*-imidazo[4,5-*c*]quinolin-4-amine



25 Part A

8-(3-Chloropropoxy)-2-(methoxymethyl)-1-propyl-1*H*-imidazo[4,5-*c*]quinolin-4-amine was prepared using a modification on the procedure described in Parts A-E of

Examples 523-550. In the work-up of Part E, the reaction mixture was allowed to cool to room temperature and was poured into water. A pale brown solid, crude 8-(3-chloropropoxy)-2-(methoxymethyl)-1-propyl-1*H*-imidazo[4,5-*c*]quinolin-4-amine, was isolated by filtration and was used in the next step without purification.

5 Part B

A mixture of 8-(3-chloropropoxy)-2-(methoxymethyl)-1-propyl-1*H*-imidazo[4,5-*c*]quinolin-4-amine (0.20 g, 0.55 mmol, 1 equivalent), potassium carbonate (4 equivalents), and 1-(2-pyridyl)piperazine (1.1 equivalents) in DMF (5 mL) was heated at 70 °C overnight. The reaction mixture was allowed to cool to room temperature and was poured onto ice (50 g). After the mixture was stirred for 3 hours, a brown solid was isolated by filtration. The crude product was purified by chromatography on a HORIZON HPFC system (silica gel, gradient elution with 0-30% CMA in chloroform), followed by recrystallization from acetonitrile to afford 0.065 g of 2-(methoxymethyl)-1-propyl-8-[3-(4-pyridin-2-yl)piperazin-1-yl]propoxy]-1*H*-imidazo[4,5-*c*]quinolin-4-amine as off white crystals, mp 196-197 °C.

MS (APCI) *m/z* 490 (M + H)⁺;

Anal. calcd for C₂₇H₃₅N₇O₂•0.33 H₂O: C, 65.44; H, 7.25; N, 19.78. Found: C, 65.42; H, 7.28; N, 19.63.

20 Examples 658-661

The general method described in Example 647 can be applied to prepare Examples 658-661, whose structure and names are shown in the table below, from 4-(2-chloroethyl)morpholine hydrochloride and the starting materials listed in the table below. The starting materials can be prepared using known methods. 4-Amino-2-(ethoxymethyl)-1-propyl-1*H*-imidazo[4,5-*c*]quinolin-8-ol can be prepared as described in Parts A-B of Example 566. 4-Amino-2-ethyl-1-(2-hydroxy-2-methylpropyl)-1*H*-imidazo[4,5-*c*]quinolin-7-ol can be prepared using the methods described in Parts A-J of Example 1, using 1-amino-2-methylpropan-2-ol in lieu of isobutylamine in Part E and triethyl orthopropionate in lieu of trimethyl orthobutyrate in Part G. 4-Amino-2-ethyl-1-(2-hydroxy-2-methylpropyl)-1*H*-imidazo[4,5-*c*]quinolin-8-ol can be prepared using the methods described in Parts A-J of Example 1, using 4-benzyloxyaniline in lieu of 3-

benzyloxyaniline in Part A, 1-amino-2-methylpropan-2-ol in lieu of isobutylamine in Part E, and triethyl orthopropionate in lieu of trimethyl orthobutyrate in Part G. A modification of the methods described in Parts A-H, M, N, and I of Example 2 can be used to prepare 4-amino-2-(ethoxymethyl)-1-(2-hydroxy-2-methylpropyl)-1*H*-imidazo[4,5-*c*]quinolin-8-ol, with 1-amino-2-methylpropan-2-ol used in lieu of propylamine in Part E.

5

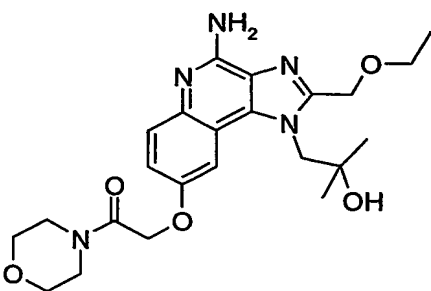
Example	Structure	Name	Starting Material
658		2-(Ethoxymethyl)-8-(2-morpholin-4-ylethoxy)-1-propyl-1 <i>H</i> -imidazo[4,5- <i>c</i>]quinolin-4-amine	4-Amino-2-(ethoxymethyl)-1-propyl-1 <i>H</i> -imidazo[4,5- <i>c</i>]quinolin-8-ol
659		1-[4-Amino-2-ethyl-7-(2-morpholin-4-ylethoxy)-1 <i>H</i> -imidazo[4,5- <i>c</i>]quinolin-1-yl]-2-methylpropan-2-ol	4-Amino-2-ethyl-1-(2-hydroxy-2-methylpropyl)-1 <i>H</i> -imidazo[4,5- <i>c</i>]quinolin-7-ol
660		1-[4-Amino-2-ethyl-8-(2-morpholin-4-ylethoxy)-1 <i>H</i> -imidazo[4,5- <i>c</i>]quinolin-1-yl]-2-methylpropan-2-ol	4-Amino-2-ethyl-1-(2-hydroxy-2-methylpropyl)-1 <i>H</i> -imidazo[4,5- <i>c</i>]quinolin-8-ol

661		1-[4-Amino-2-(ethoxymethyl)-8-(2-morpholin-4-ylethoxy)-1 <i>H</i> -imidazo[4,5- <i>c</i>]quinolin-1-yl]-2-methylpropan-2-ol	4-Amino-2-(ethoxymethyl)-1-(2-hydroxy-2-methylpropyl)-1 <i>H</i> -imidazo[4,5- <i>c</i>]quinolin-8-ol
-----	--	--	--

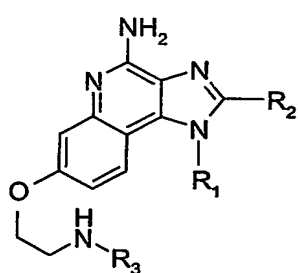
Examples 662-664

The general method described in Example 646 can be applied to prepare Examples 662-664, whose structure and names are shown in the table below, from 4-(bromoacetyl)morpholine and the starting materials listed in the table below. The starting materials can be prepared using the methods described in Examples 658-661.

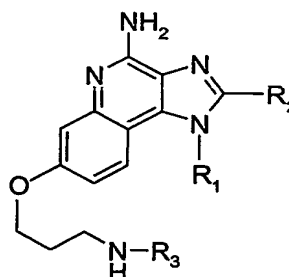
Example	Structure	Name	Starting Material
662		1-[4-Amino-2-ethyl-7-(2-morpholin-4-yl-2-oxoethoxy)-1 <i>H</i> -imidazo[4,5- <i>c</i>]quinolin-1-yl]-2-methylpropan-2-ol	4-Amino-2-ethyl-1-(2-hydroxy-2-methylpropyl)-1 <i>H</i> -imidazo[4,5- <i>c</i>]quinolin-7-ol
663		1-[4-Amino-2-ethyl-8-(2-morpholin-4-yl-2-oxoethoxy)-1 <i>H</i> -imidazo[4,5- <i>c</i>]quinolin-1-yl]-2-methylpropan-2-ol	4-Amino-2-ethyl-1-(2-hydroxy-2-methylpropyl)-1 <i>H</i> -imidazo[4,5- <i>c</i>]quinolin-8-ol

<p>664</p>		<p>1-[4-Amino-2-(ethoxymethyl)-8-(2-morpholin-4-yl)-2-oxoethoxy]-1H-imidazo[4,5-c]quinolin-1-yl]-2-methylpropan-2-ol</p>	<p>4-Amino-2-(ethoxymethyl)-1-(2-hydroxy-2-methylpropyl)-1H-imidazo[4,5-c]quinolin-8-ol</p>
------------	---	--	---

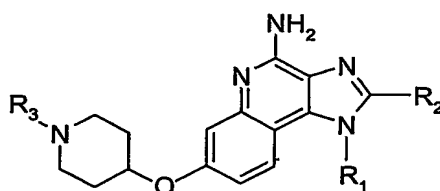
5 Certain exemplary compounds, including some of those described above in the Examples, have the following Formula IIa, IIb, or IIc and the following R₁, R₂, and R₃ substituents, wherein each line of the table is matched with each of Formula IIa, IIb, or IIc to represent a specific embodiment of the invention.



IIa



IIb



IIc

10

R ₁	R ₂	R ₃
2-methylpropyl	methyl	acetyl
2-methylpropyl	methyl	isobutyryl

2-methylpropyl	methyl	(isopropylamino)carbonyl
2-methylpropyl	methyl	methylsulfonyl
2-methylpropyl	methyl	morpholin-4-ylcarbonyl
2-methylpropyl	ethyl	acetyl
2-methylpropyl	ethyl	isobutyryl
2-methylpropyl	ethyl	(isopropylamino)carbonyl
2-methylpropyl	ethyl	methylsulfonyl
2-methylpropyl	ethyl	morpholin-4-ylcarbonyl
2-methylpropyl	<i>n</i> -propyl	acetyl
2-methylpropyl	<i>n</i> -propyl	isobutyryl
2-methylpropyl	<i>n</i> -propyl	(isopropylamino)carbonyl
2-methylpropyl	<i>n</i> -propyl	methylsulfonyl
2-methylpropyl	<i>n</i> -propyl	morpholin-4-ylcarbonyl
2-methylpropyl	ethoxymethyl	acetyl
2-methylpropyl	ethoxymethyl	isobutyryl
2-methylpropyl	ethoxymethyl	(isopropylamino)carbonyl
2-methylpropyl	ethoxymethyl	methylsulfonyl
2-methylpropyl	ethoxymethyl	morpholin-4-ylcarbonyl
2-methylpropyl	2-hydroxyethyl	acetyl
2-methylpropyl	2-hydroxyethyl	isobutyryl
2-methylpropyl	2-hydroxyethyl	(isopropylamino)carbonyl
2-methylpropyl	2-hydroxyethyl	methylsulfonyl
2-methylpropyl	2-hydroxyethyl	morpholin-4-ylcarbonyl
2-hydroxy-2-methylpropyl	methyl	acetyl
2-hydroxy-2-methylpropyl	methyl	isobutyryl
2-hydroxy-2-methylpropyl	methyl	(isopropylamino)carbonyl
2-hydroxy-2-methylpropyl	methyl	methylsulfonyl
2-hydroxy-2-methylpropyl	methyl	morpholin-4-ylcarbonyl
2-hydroxy-2-methylpropyl	ethyl	acetyl
2-hydroxy-2-methylpropyl	ethyl	isobutyryl

2-hydroxy-2-methylpropyl	ethyl	(isopropylamino)carbonyl
2-hydroxy-2-methylpropyl	ethyl	methylsulfonyl
2-hydroxy-2-methylpropyl	ethyl	morpholin-4-ylcarbonyl
2-hydroxy-2-methylpropyl	<i>n</i> -propyl	acetyl
2-hydroxy-2-methylpropyl	<i>n</i> -propyl	isobutyryl
2-hydroxy-2-methylpropyl	<i>n</i> -propyl	(isopropylamino)carbonyl
2-hydroxy-2-methylpropyl	<i>n</i> -propyl	methylsulfonyl
2-hydroxy-2-methylpropyl	<i>n</i> -propyl	morpholin-4-ylcarbonyl
2-hydroxy-2-methylpropyl	ethoxymethyl	acetyl
2-hydroxy-2-methylpropyl	ethoxymethyl	isobutyryl
2-hydroxy-2-methylpropyl	ethoxymethyl	(isopropylamino)carbonyl
2-hydroxy-2-methylpropyl	ethoxymethyl	methylsulfonyl
2-hydroxy-2-methylpropyl	ethoxymethyl	morpholin-4-ylcarbonyl
2-hydroxy-2-methylpropyl	2-hydroxyethyl	acetyl
2-hydroxy-2-methylpropyl	2-hydroxyethyl	isobutyryl
2-hydroxy-2-methylpropyl	2-hydroxyethyl	(isopropylamino)carbonyl
2-hydroxy-2-methylpropyl	2-hydroxyethyl	methylsulfonyl
2-hydroxy-2-methylpropyl	2-hydroxyethyl	morpholin-4-ylcarbonyl
methyl	methyl	acetyl
methyl	methyl	isobutyryl
methyl	methyl	(isopropylamino)carbonyl
methyl	methyl	methylsulfonyl
methyl	methyl	morpholin-4-ylcarbonyl
methyl	ethyl	acetyl
methyl	ethyl	isobutyryl
methyl	ethyl	(isopropylamino)carbonyl
methyl	ethyl	methylsulfonyl
methyl	ethyl	morpholin-4-ylcarbonyl
methyl	<i>n</i> -propyl	acetyl
methyl	<i>n</i> -propyl	isobutyryl

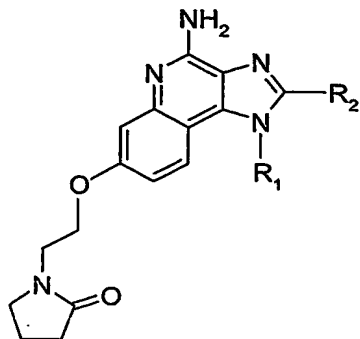
methyl	<i>n</i> -propyl	(isopropylamino)carbonyl
methyl	<i>n</i> -propyl	methylsulfonyl
methyl	<i>n</i> -propyl	morpholin-4-ylcarbonyl
methyl	ethoxymethyl	acetyl
methyl	ethoxymethyl	isobutyryl
methyl	ethoxymethyl	(isopropylamino)carbonyl
methyl	ethoxymethyl	methylsulfonyl
methyl	ethoxymethyl	morpholin-4-ylcarbonyl
methyl	2-hydroxyethyl	acetyl
methyl	2-hydroxyethyl	isobutyryl
methyl	2-hydroxyethyl	(isopropylamino)carbonyl
methyl	2-hydroxyethyl	methylsulfonyl
methyl	2-hydroxyethyl	morpholin-4-ylcarbonyl
<i>n</i> -propyl	methyl	acetyl
<i>n</i> -propyl	methyl	isobutyryl
<i>n</i> -propyl	methyl	(isopropylamino)carbonyl
<i>n</i> -propyl	methyl	methylsulfonyl
<i>n</i> -propyl	methyl	morpholin-4-ylcarbonyl
<i>n</i> -propyl	ethyl	acetyl
<i>n</i> -propyl	ethyl	isobutyryl
<i>n</i> -propyl	ethyl	(isopropylamino)carbonyl
<i>n</i> -propyl	ethyl	methylsulfonyl
<i>n</i> -propyl	ethyl	morpholin-4-ylcarbonyl
<i>n</i> -propyl	<i>n</i> -propyl	acetyl
<i>n</i> -propyl	<i>n</i> -propyl	isobutyryl
<i>n</i> -propyl	<i>n</i> -propyl	(isopropylamino)carbonyl
<i>n</i> -propyl	<i>n</i> -propyl	methylsulfonyl
<i>n</i> -propyl	<i>n</i> -propyl	morpholin-4-ylcarbonyl
<i>n</i> -propyl	ethoxymethyl	acetyl
<i>n</i> -propyl	ethoxymethyl	isobutyryl

<i>n</i> -propyl	ethoxymethyl	(isopropylamino)carbonyl
<i>n</i> -propyl	ethoxymethyl	methylsulfonyl
<i>n</i> -propyl	ethoxymethyl	morpholin-4-ylcarbonyl
<i>n</i> -propyl	2-hydroxyethyl	acetyl
<i>n</i> -propyl	2-hydroxyethyl	isobutyryl
<i>n</i> -propyl	2-hydroxyethyl	(isopropylamino)carbonyl
<i>n</i> -propyl	2-hydroxyethyl	methylsulfonyl
<i>n</i> -propyl	2-hydroxyethyl	morpholin-4-ylcarbonyl
tetrahydro-2 <i>H</i> -pyran-4-ylmethyl	methyl	acetyl
tetrahydro-2 <i>H</i> -pyran-4-ylmethyl	methyl	isobutyryl
tetrahydro-2 <i>H</i> -pyran-4-ylmethyl	methyl	(isopropylamino)carbonyl
tetrahydro-2 <i>H</i> -pyran-4-ylmethyl	methyl	methylsulfonyl
tetrahydro-2 <i>H</i> -pyran-4-ylmethyl	methyl	morpholin-4-ylcarbonyl
tetrahydro-2 <i>H</i> -pyran-4-ylmethyl	ethyl	acetyl
tetrahydro-2 <i>H</i> -pyran-4-ylmethyl	ethyl	isobutyryl
tetrahydro-2 <i>H</i> -pyran-4-ylmethyl	ethyl	(isopropylamino)carbonyl
tetrahydro-2 <i>H</i> -pyran-4-ylmethyl	ethyl	methylsulfonyl
tetrahydro-2 <i>H</i> -pyran-4-ylmethyl	ethyl	morpholin-4-ylcarbonyl
tetrahydro-2 <i>H</i> -pyran-4-ylmethyl	<i>n</i> -propyl	acetyl
tetrahydro-2 <i>H</i> -pyran-4-	<i>n</i> -propyl	isobutyryl

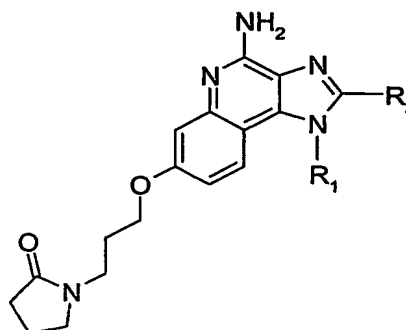
ylmethyl		
tetrahydro-2 <i>H</i> -pyran-4-ylmethyl	<i>n</i> -propyl	(isopropylamino)carbonyl
tetrahydro-2 <i>H</i> -pyran-4-ylmethyl	<i>n</i> -propyl	methylsulfonyl
tetrahydro-2 <i>H</i> -pyran-4-ylmethyl	<i>n</i> -propyl	morpholin-4-ylcarbonyl
tetrahydro-2 <i>H</i> -pyran-4-ylmethyl	ethoxymethyl	acetyl
tetrahydro-2 <i>H</i> -pyran-4-ylmethyl	ethoxymethyl	isobutyryl
tetrahydro-2 <i>H</i> -pyran-4-ylmethyl	ethoxymethyl	(isopropylamino)carbonyl
tetrahydro-2 <i>H</i> -pyran-4-ylmethyl	ethoxymethyl	methylsulfonyl
tetrahydro-2 <i>H</i> -pyran-4-ylmethyl	ethoxymethyl	morpholin-4-ylcarbonyl
tetrahydro-2 <i>H</i> -pyran-4-ylmethyl	2-hydroxyethyl	acetyl
tetrahydro-2 <i>H</i> -pyran-4-ylmethyl	2-hydroxyethyl	isobutyryl
tetrahydro-2 <i>H</i> -pyran-4-ylmethyl	2-hydroxyethyl	(isopropylamino)carbonyl
tetrahydro-2 <i>H</i> -pyran-4-ylmethyl	2-hydroxyethyl	methylsulfonyl
tetrahydro-2 <i>H</i> -pyran-4-ylmethyl	2-hydroxyethyl	morpholin-4-ylcarbonyl

Certain exemplary compounds, including some of those described above in the Examples, have the following Formula IIIa or IIIb and the following R₁ and R₂

substituents, wherein each line of the table is matched with each of Formula IIIa or IIIb to represent a specific embodiment of the invention.



IIIa



IIIb

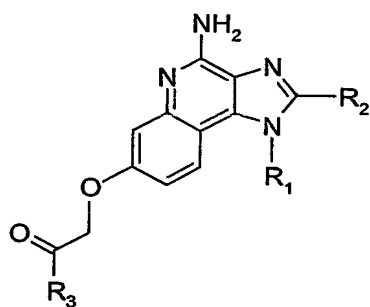
5

R ₁	R ₂
2-methylpropyl	methyl
2-methylpropyl	ethyl
2-methylpropyl	<i>n</i> -propyl
2-methylpropyl	ethoxymethyl
2-methylpropyl	2-hydroxyethyl
2-hydroxy-2-methylpropyl	methyl
2-hydroxy-2-methylpropyl	ethyl
2-hydroxy-2-methylpropyl	<i>n</i> -propyl
2-hydroxy-2-methylpropyl	ethoxymethyl
2-hydroxy-2-methylpropyl	2-hydroxyethyl
methyl	methyl
methyl	ethyl
methyl	<i>n</i> -propyl
methyl	ethoxymethyl
methyl	2-hydroxyethyl
<i>n</i> -propyl	methyl
<i>n</i> -propyl	ethyl
<i>n</i> -propyl	<i>n</i> -propyl

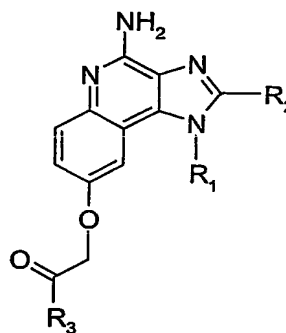
<i>n</i> -propyl	ethoxymethyl
<i>n</i> -propyl	2-hydroxyethyl
tetrahydro-2 <i>H</i> -pyran-4-ylmethyl	methyl
tetrahydro-2 <i>H</i> -pyran-4-ylmethyl	ethyl
tetrahydro-2 <i>H</i> -pyran-4-ylmethyl	<i>n</i> -propyl
tetrahydro-2 <i>H</i> -pyran-4-ylmethyl	ethoxymethyl
tetrahydro-2 <i>H</i> -pyran-4-ylmethyl	2-hydroxyethyl

Certain exemplary compounds, including some of those described above in the Examples, have the following Formula VIa or VIb and the following R₁, R₂, and R₃ substituents, wherein each line of the table is matched with each of Formula VIa or VIb to represent a specific embodiment of the invention.

5



VIa



VIb

R ₁	R ₂	R ₃
2-methylpropyl	methyl	morpholin-4-yl
2-methylpropyl	methyl	piperdin-1-yl
2-methylpropyl	methyl	pyrrolidin-1-yl
2-methylpropyl	ethyl	morpholin-4-yl
2-methylpropyl	ethyl	piperdin-1-yl
2-methylpropyl	ethyl	pyrrolidin-1-yl
2-methylpropyl	<i>n</i> -propyl	morpholin-4-yl
2-methylpropyl	<i>n</i> -propyl	piperdin-1-yl

2-methylpropyl	<i>n</i> -propyl	pyrrolidin-1-yl
2-methylpropyl	ethoxymethyl	morpholin-4-yl
2-methylpropyl	ethoxymethyl	piperdin-1-yl
2-methylpropyl	ethoxymethyl	pyrrolidin-1-yl
2-methylpropyl	2-hydroxyethyl	morpholin-4-yl
2-methylpropyl	2-hydroxyethyl	piperdin-1-yl
2-methylpropyl	2-hydroxyethyl	pyrrolidin-1-yl
2-hydroxy-2-methylpropyl	methyl	morpholin-4-yl
2-hydroxy-2-methylpropyl	methyl	piperdin-1-yl
2-hydroxy-2-methylpropyl	methyl	pyrrolidin-1-yl
2-hydroxy-2-methylpropyl	ethyl	morpholin-4-yl
2-hydroxy-2-methylpropyl	ethyl	piperdin-1-yl
2-hydroxy-2-methylpropyl	ethyl	pyrrolidin-1-yl
2-hydroxy-2-methylpropyl	<i>n</i> -propyl	morpholin-4-yl
2-hydroxy-2-methylpropyl	<i>n</i> -propyl	piperdin-1-yl
2-hydroxy-2-methylpropyl	<i>n</i> -propyl	pyrrolidin-1-yl
2-hydroxy-2-methylpropyl	ethoxymethyl	morpholin-4-yl
2-hydroxy-2-methylpropyl	ethoxymethyl	piperdin-1-yl
2-hydroxy-2-methylpropyl	ethoxymethyl	pyrrolidin-1-yl
2-hydroxy-2-methylpropyl	2-hydroxyethyl	morpholin-4-yl
2-hydroxy-2-methylpropyl	2-hydroxyethyl	piperdin-1-yl
2-hydroxy-2-methylpropyl	2-hydroxyethyl	pyrrolidin-1-yl
methyl	methyl	morpholin-4-yl
methyl	methyl	piperdin-1-yl
methyl	methyl	pyrrolidin-1-yl
methyl	ethyl	morpholin-4-yl
methyl	ethyl	piperdin-1-yl
methyl	ethyl	pyrrolidin-1-yl
methyl	<i>n</i> -propyl	morpholin-4-yl
methyl	<i>n</i> -propyl	piperdin-1-yl

methyl	<i>n</i> -propyl	pyrrolidin-1-yl
methyl	ethoxymethyl	morpholin-4-yl
methyl	ethoxymethyl	piperdin-1-yl
methyl	ethoxymethyl	pyrrolidin-1-yl
methyl	2-hydroxyethyl	morpholin-4-yl
methyl	2-hydroxyethyl	piperdin-1-yl
methyl	2-hydroxyethyl	pyrrolidin-1-yl
<i>n</i> -propyl	methyl	morpholin-4-yl
<i>n</i> -propyl	methyl	piperdin-1-yl
<i>n</i> -propyl	methyl	pyrrolidin-1-yl
<i>n</i> -propyl	ethyl	morpholin-4-yl
<i>n</i> -propyl	ethyl	piperdin-1-yl
<i>n</i> -propyl	ethyl	pyrrolidin-1-yl
<i>n</i> -propyl	<i>n</i> -propyl	morpholin-4-yl
<i>n</i> -propyl	<i>n</i> -propyl	piperdin-1-yl
<i>n</i> -propyl	<i>n</i> -propyl	pyrrolidin-1-yl
<i>n</i> -propyl	ethoxymethyl	morpholin-4-yl
<i>n</i> -propyl	ethoxymethyl	piperdin-1-yl
<i>n</i> -propyl	ethoxymethyl	pyrrolidin-1-yl
<i>n</i> -propyl	2-hydroxyethyl	morpholin-4-yl
<i>n</i> -propyl	2-hydroxyethyl	piperdin-1-yl
<i>n</i> -propyl	2-hydroxyethyl	pyrrolidin-1-yl
tetrahydro-2 <i>H</i> -pyran-4-ylmethyl	methyl	morpholin-4-yl
tetrahydro-2 <i>H</i> -pyran-4-ylmethyl	methyl	piperdin-1-yl
tetrahydro-2 <i>H</i> -pyran-4-ylmethyl	methyl	pyrrolidin-1-yl
tetrahydro-2 <i>H</i> -pyran-4-ylmethyl	ethyl	morpholin-4-yl
tetrahydro-2 <i>H</i> -pyran-4-ylmethyl	ethyl	piperdin-1-yl
tetrahydro-2 <i>H</i> -pyran-4-ylmethyl	ethyl	pyrrolidin-1-yl
tetrahydro-2 <i>H</i> -pyran-4-ylmethyl	<i>n</i> -propyl	morpholin-4-yl
tetrahydro-2 <i>H</i> -pyran-4-ylmethyl	<i>n</i> -propyl	piperdin-1-yl

tetrahydro-2 <i>H</i> -pyran-4-ylmethyl	<i>n</i> -propyl	pyrrolidin-1-yl
tetrahydro-2 <i>H</i> -pyran-4-ylmethyl	ethoxymethyl	morpholin-4-yl
tetrahydro-2 <i>H</i> -pyran-4-ylmethyl	ethoxymethyl	piperdin-1-yl
tetrahydro-2 <i>H</i> -pyran-4-ylmethyl	ethoxymethyl	pyrrolidin-1-yl
tetrahydro-2 <i>H</i> -pyran-4-ylmethyl	2-hydroxyethyl	morpholin-4-yl
tetrahydro-2 <i>H</i> -pyran-4-ylmethyl	2-hydroxyethyl	piperdin-1-yl
tetrahydro-2 <i>H</i> -pyran-4-ylmethyl	2-hydroxyethyl	pyrrolidin-1-yl

Compounds of the invention were found to induce or inhibit cytokine biosynthesis when tested using the methods described below.

5 CYTOKINE INDUCTION IN HUMAN CELLS

Compounds of the invention have been found to modulate cytokine biosynthesis by inducing the production of interferon α and/or tumor necrosis factor α when tested using the method described below. Particular examples include, but are not limited to, the compounds of Examples 1-9, 11, 13-22, 26-37, 40-43, 45-134, 139, 143, 146-149, 151, 154-156, 160, 162-201, 204-206, 209, 210, 212, 214-216, 218-220, 222-224, 226-230, 233-256, 258-261, 263-278, 280-306, 308-320, 322-335, 338-355, 358, 359, 361, 364-373, 376-394, 397-405, 407-409, 411-414, and 418-422.

An in vitro human blood cell system is used to assess cytokine induction. Activity is based on the measurement of interferon (α) and tumor necrosis factor (α) (IFN and TNF, respectively) secreted into culture media as described by Testerman et al. in "Cytokine Induction by the Immunomodulators Imiquimod and S-27609", *Journal of Leukocyte Biology*, 58, 365-372 (September, 1995).

Blood Cell Preparation for Culture

20 Whole blood from healthy human donors is collected by venipuncture into EDTA vacutainer tubes. Peripheral blood mononuclear cells (PBMC) are separated from whole blood by density gradient centrifugation using HISTOPAQUE-1077. Blood is diluted 1:1 with Dulbecco's Phosphate Buffered Saline (DPBS) or Hank's Balanced Salts Solution (HBSS). The PBMC layer is collected and washed twice with DPBS or HBSS and 25 resuspended at 4×10^6 cells/mL in RPMI complete. The PBMC suspension is added to 48 well flat bottom sterile tissue culture plates (Costar, Cambridge, MA or Becton Dickinson Labware, Lincoln Park, NJ) containing an equal volume of RPMI complete media containing test compound.

Compound Preparation

The compounds are solubilized in dimethyl sulfoxide (DMSO). The DMSO concentration should not exceed a final concentration of 1% for addition to the culture wells. The compounds are generally tested at concentrations ranging from 30-0.014 μM .

5

Incubation

The solution of test compound is added at 60 μM to the first well containing RPMI complete and serial 3 fold dilutions are made in the wells. The PBMC suspension is then added to the wells in an equal volume, bringing the test compound concentrations to the desired range (30-0.014 μM). The final concentration of PBMC suspension is 2×10^6 cells/mL. The plates are covered with sterile plastic lids, mixed gently and then incubated for 18 to 24 hours at 37°C in a 5% carbon dioxide atmosphere.

10

Separation

Following incubation the plates are centrifuged for 10 minutes at 1000 rpm (approximately 200 x g) at 4°C. The cell-free culture supernatant is removed with a sterile polypropylene pipet and transferred to sterile polypropylene tubes. Samples are maintained at -30 to -70°C until analysis. The samples are analyzed for interferon (α) by ELISA and for tumor necrosis factor (α) by ELISA or IGEN Assay.

15

20

Interferon (α) and Tumor Necrosis Factor (α) Analysis by ELISA

Interferon (α) concentration is determined by ELISA using a Human Multi-Species kit from PBL Biomedical Laboratories, New Brunswick, NJ. Results are expressed in pg/mL.

25

Tumor necrosis factor (α) (TNF) concentration is determined using ELISA kits available from Biosource International, Camarillo, CA. Alternately, the TNF concentration can be determined by ORIGEN M-Series Immunoassay and read on an IGEN M-8 analyzer from IGEN International, Gaithersburg, MD. The immunoassay uses a human TNF capture and detection antibody pair from Biosource International, Camarillo, CA.

30

Results are expressed in pg/mL.

TNF- α INHIBITION IN MOUSE CELLS

Certain compounds of the invention may modulate cytokine biosynthesis by inhibiting production of tumor necrosis factor α (TNF- α) when tested using the method described below. Particular examples, include but are not limited to, the compounds of Examples 134-136, 139, 142, 143, 146-151, 153, 155-161, 218-224, 226-242, 323-326, 328-333, 336, 337, 355-357, and 362.

The mouse macrophage cell line Raw 264.7 is used to assess the ability of compounds to inhibit tumor necrosis factor- α (TNF- α) production upon stimulation by lipopolysaccharide (LPS).

Single Concentration Assay:

Blood Cell Preparation for Culture

Raw cells (ATCC) are harvested by gentle scraping and then counted. The cell suspension is brought to 3×10^5 cells/mL in RPMI with 10 % fetal bovine serum (FBS). Cell suspension (100 μ L) is added to 96-well flat bottom sterile tissues culture plates (Becton Dickinson Labware, Lincoln Park, NJ). The final concentration of cells is 3×10^4 cells/well. The plates are incubated for 3 hours. Prior to the addition of test compound the medium is replaced with colorless RPMI medium with 3 % FBS.

Compound Preparation

The compounds are solubilized in dimethyl sulfoxide (DMSO). The DMSO concentration should not exceed a final concentration of 1% for addition to the culture wells. Compounds are tested at 5 μ M. LPS (Lipopolysaccharide from *Salmonella typhimurium*, Sigma-Aldrich) is diluted with colorless RPMI to the EC₇₀ concentration as measured by a dose response assay.

Incubation

A solution of test compound (1 μ l) is added to each well. The plates are mixed on a microtiter plate shaker for 1 minute and then placed in an incubator. Twenty minutes later the solution of LPS (1 μ L, EC₇₀ concentration \sim 10 ng/ml) is added and the plates are

mixed for 1 minute on a shaker. The plates are incubated for 18 to 24 hours at 37 °C in a 5 % carbon dioxide atmosphere.

TNF- α Analysis

5 Following the incubation the supernatant is removed with a pipet. TNF- α concentration is determined by ELISA using a mouse TNF- α kit (from Biosource International, Camarillo, CA). Results are expressed in pg/mL. TNF- α expression upon LPS stimulation alone is considered a 100% response.

10 Dose Response Assay:

Blood Cell Preparation for Culture

 Raw cells (ATCC) are harvested by gentle scraping and then counted. The cell suspension is brought to 4×10^5 cells/mL in RPMI with 10 % FBS. Cell suspension (250 μ L) is added to 48-well flat bottom sterile tissues culture plates (Costar, Cambridge, MA).
15 The final concentration of cells is 1×10^5 cells/well. The plates are incubated for 3 hours. Prior to the addition of test compound the medium is replaced with colorless RPMI medium with 3 % FBS.

Compound Preparation

20 The compounds are solubilized in dimethyl sulfoxide (DMSO). The DMSO concentration should not exceed a final concentration of 1% for addition to the culture wells. Compounds are tested at 0.03, 0.1, 0.3, 1, 3, 5 and 10 μ M. LPS (Lipopolysaccharide from *Salmonella typhimurium*, Sigma-Aldrich) is diluted with colorless RPMI to the EC₇₀ concentration as measured by dose response assay.

25

Incubation

 A solution of test compound (200 μ l) is added to each well. The plates are mixed on a microtiter plate shaker for 1 minute and then placed in an incubator. Twenty minutes later the solution of LPS (200 μ L, EC₇₀ concentration \sim 10 ng/ml) is added and the plates
30 are mixed for 1 minute on a shaker. The plates are incubated for 18 to 24 hours at 37 °C in a 5 % carbon dioxide atmosphere.

TNF- α Analysis

Following the incubation the supernatant is removed with a pipet. TNF- α concentration is determined by ELISA using a mouse TNF- α kit (from Biosource International, Camarillo, CA). Results are expressed in pg/mL. TNF- α expression upon LPS stimulation alone is considered a 100% response.

The complete disclosures of the patents, patent documents, and publications cited herein are incorporated by reference in their entirety as if each were individually incorporated. The present invention has been described with reference to several embodiments thereof. The foregoing illustrative embodiments and examples have been provided for clarity of understanding only, and no unnecessary limitations are to be understood therefrom. It will be apparent to those skilled in the art that many changes can be made to the described embodiments without departing from the spirit and scope of the invention. Thus, the scope of the invention is intended to be limited only by the claims that follow.